

CONSOLIDATED GUIDE

Health Care Claim: Professional (837)

Consolidated Documents:

May 2006	005010X222
June 2010	005010X222A1
June 2014	005010X222A2

June 2014

ASC X12 Consolidated Guides aid in transaction implementation by combining official material into one user friendly document. Although the consolidated guides have not been explicitly mandated under HIPAA, they incorporate the individual guides that have been named into single documents. In the event that there is a conflict between the Consolidated Guides and the ASC X12 Type 3 Technical Reports or any subsequent errata, the underlying ASC X12 publications are the authoritative source.

Copyright © 2014, Accredited Standards Committee X12 Incorporated. Format © 2014 Washington Publishing Company. Exclusively published by the Washington Publishing Company. No part of this publication may be distributed, posted, reproduced, stored in a retrieval system, or transmitted in any form or by any means without the prior written permission of the copyright owner.

Table of Contents

1 Purpose and Business Information	1
1.1 Implementation Purpose and Scope	1
1.2 Version Information	1
1.3 Implementation Limitations	2
1.3.1 Batch and Real-time Usage	2
1.3.2 Other Usage Limitations	2
1.4 Business Usage	2
1.4.1 Coordination of Benefits	3
1.4.1.1 Coordination of Benefits Data Models — Detail	4
1.4.1.2 Crosswalking COB Data Elements	7
1.4.1.3 Coordination of Benefits Claims from Paper or Proprietary Remittance Advices	18
1.4.1.4 Coordination of Benefits – Service Line Procedure Code Bundling and Unbundling	20
1.4.1.5 Coordination of Benefits - Medicaid Subrogation	26
1.4.2 Property and Casualty	27
1.4.3 Data Overview	27
1.4.3.1 Loop Labeling, Sequence, and Use	27
1.4.3.2 Data Use by Business Use	28
1.4.3.2.1 Table 1 — Transaction Control Information	28
1.4.3.2.2 Table 2 — Detail Information	29
1.4.4 Balancing	34
1.4.4.1 Claim Level	34
1.4.4.2 Service Line	35
1.4.5 Allowed/Approved Amount Calculation	36
1.5 Business Terminology	37
1.6 Transaction Acknowledgments	39
1.6.1 997 Functional Acknowledgment	39
1.6.2 999 Implementation Acknowledgment	39
1.6.3 824 Application Advice	40
1.6.4 277 Health Care Claim Acknowledgment	40
1.7 Related Transactions	40
1.7.1 Health Care Claim Payment/Advice (835)	40
1.8 Trading Partner Agreements	41
1.9 HIPAA Role in Implementation Guides	41
1.10 National Provider Identifier Usage within the HIPAA 837 Transaction	41
1.10.1 Providers who are Not Eligible for Enumeration	42
1.10.2 Implementation Migration Strategy	42
1.10.3 Organization Health Care Provider Subpart Representation	42
1.10.4 Subparts and the 2010 AA - Billing Provider Name Loop	43

1.11	Coding of Drugs in the 837 Claim	44
1.11.1	Single Drug Billing	44
1.11.2	Compound Drug Billing	44
1.12	Additional Instructions and Considerations	44
1.12.1	Individuals with one Legal Name	44
1.12.2	Rejecting Claims Based on the Inclusion of Situational Data	45
1.12.3	Multiple REF Segments with the same Qualifier	45
1.12.4	Provider Tax IDs	45
1.12.5	Claim and Line Redundant Information	46
1.12.6	Inpatient and Outpatient Designation	46
1.12.7	Trading Partner Acknowledgments	47
2	Transaction Set	49
2.1	Presentation Examples	49
2.2	Implementation Usage	54
2.2.1	Industry Usage	54
2.2.1.1	Transaction Compliance Related to Industry Usage	55
2.2.2	Loops	55
2.3	Transaction Set Listing	57
2.3.1	Implementation	57
2.3.2	X12 Standard	64
2.4	837 Segment Detail	69
ST	Transaction Set Header	70
BHT	Beginning of Hierarchical Transaction	71
NM1	Submitter Name	74
PER	Submitter EDI Contact Information	76
NM1	Receiver Name	79
HL	Billing Provider Hierarchical Level	81
PRV	Billing Provider Specialty Information	83
CUR	Foreign Currency Information	84
NM1	Billing Provider Name	87
N3	Billing Provider Address	91
N4	Billing Provider City, State, ZIP Code	92
REF	Billing Provider Tax Identification	94
REF	Billing Provider UPIN/License Information	96
PER	Billing Provider Contact Information	98
NM1	Pay-to Address Name	101
N3	Pay-to Address - ADDRESS	103
N4	Pay-To Address City, State, ZIP Code	104
NM1	Pay-To Plan Name	106
N3	Pay-to Plan Address	108
N4	Pay-To Plan City, State, ZIP Code	109
REF	Pay-to Plan Secondary Identification	111
REF	Pay-To Plan Tax Identification Number	113
HL	Subscriber Hierarchical Level	114
SBR	Subscriber Information	116
PAT	Patient Information	119
NM1	Subscriber Name	121

N3	Subscriber Address	124
N4	Subscriber City, State, ZIP Code	125
DMG	Subscriber Demographic Information	127
REF	Subscriber Secondary Identification	129
REF	Property and Casualty Claim Number	130
PER	Property and Casualty Subscriber Contact Information	131
NM1	Payer Name	133
N3	Payer Address	135
N4	Payer City, State, ZIP Code	136
REF	Payer Secondary Identification	138
REF	Billing Provider Secondary Identification	140
HL	Patient Hierarchical Level	142
PAT	Patient Information	144
NM1	Patient Name	147
N3	Patient Address	149
N4	Patient City, State, ZIP Code	150
DMG	Patient Demographic Information	152
REF	Property and Casualty Claim Number	154
REF	Property and Casualty Patient Identifier	155
PER	Property and Casualty Patient Contact Information ..	157
CLM	Claim Information	159
DTP	Date - Onset of Current Illness or Symptom	166
DTP	Date - Initial Treatment Date	167
DTP	Date - Last Seen Date	168
DTP	Date - Acute Manifestation	169
DTP	Date - Accident	170
DTP	Date - Last Menstrual Period	171
DTP	Date - Last X-ray Date	172
DTP	Date - Hearing and Vision Prescription Date	173
DTP	Date - Disability Dates	174
DTP	Date - Last Worked	176
DTP	Date - Authorized Return to Work	177
DTP	Date - Admission	178
DTP	Date - Discharge	179
DTP	Date - Assumed and Relinquished Care Dates	180
DTP	Date - Property and Casualty Date of First Contact ..	182
DTP	Date - Repricer Received Date	183
PWK	Claim Supplemental Information	184
CN1	Contract Information	188
AMT	Patient Amount Paid	190
REF	Service Authorization Exception Code	191
REF	Mandatory Medicare (Section 4081) Crossover Indicator	193
REF	Mammography Certification Number	194
REF	Referral Number	195
REF	Prior Authorization	196
REF	Payer Claim Control Number	198
REF	Clinical Laboratory Improvement Amendment (CLIA) Number	199
REF	Repriced Claim Number	201
REF	Adjusted Repriced Claim Number	202
REF	Investigational Device Exemption Number	203

REF	Claim Identifier For Transmission Intermediaries.....	204
REF	Medical Record Number	206
REF	Demonstration Project Identifier.....	207
REF	Care Plan Oversight.....	208
K3	File Information	209
NTE	Claim Note	211
CR1	Ambulance Transport Information.....	213
CR2	Spinal Manipulation Service Information.....	216
CRC	Ambulance Certification	218
CRC	Patient Condition Information: Vision	221
CRC	Homebound Indicator.....	223
CRC	EPSDT Referral	225
HI	Health Care Diagnosis Code	228
HI	Anesthesia Related Procedure	241
HI	Condition Information	244
HCP	Claim Pricing/Repricing Information.....	254
NM1	Referring Provider Name	259
REF	Referring Provider Secondary Identification	262
NM1	Rendering Provider Name	264
PRV	Rendering Provider Specialty Information	267
REF	Rendering Provider Secondary Identification.....	269
NM1	Service Facility Location Name.....	271
N3	Service Facility Location Address	274
N4	Service Facility Location City, State, ZIP Code.....	275
REF	Service Facility Location Secondary Identification	277
PER	Service Facility Contact Information	279
NM1	Supervising Provider Name	282
REF	Supervising Provider Secondary Identification	285
NM1	Ambulance Pick-up Location	287
N3	Ambulance Pick-up Location Address	289
N4	Ambulance Pick-up Location City, State, ZIP Code ..	290
NM1	Ambulance Drop-off Location	292
N3	Ambulance Drop-off Location Address	294
N4	Ambulance Drop-off Location City, State, ZIP Code	295
SBR	Other Subscriber Information.....	297
CAS	Claim Level Adjustments.....	301
AMT	Coordination of Benefits (COB) Payer Paid Amount.....	307
AMT	Coordination of Benefits (COB) Total Non-Covered Amount	308
AMT	Remaining Patient Liability.....	309
OI	Other Insurance Coverage Information.....	310
MOA	Outpatient Adjudication Information	312
NM1	Other Subscriber Name	315
N3	Other Subscriber Address	318
N4	Other Subscriber City, State, ZIP Code	319
REF	Other Subscriber Secondary Identification	321
NM1	Other Payer Name	322
N3	Other Payer Address.....	324
N4	Other Payer City, State, ZIP Code	325
DTP	Claim Check or Remittance Date.....	327
REF	Other Payer Secondary Identifier.....	328

REF	Other Payer Prior Authorization Number	330
REF	Other Payer Referral Number	331
REF	Other Payer Claim Adjustment Indicator	332
REF	Other Payer Claim Control Number	333
NM1	Other Payer Referring Provider	334
REF	Other Payer Referring Provider Secondary Identification	336
NM1	Other Payer Rendering Provider	338
REF	Other Payer Rendering Provider Secondary Identification	340
NM1	Other Payer Service Facility Location	342
REF	Other Payer Service Facility Location Secondary Identification	344
NM1	Other Payer Supervising Provider	345
REF	Other Payer Supervising Provider Secondary Identification	347
NM1	Other Payer Billing Provider	349
REF	Other Payer Billing Provider Secondary Identification	351
LX	Service Line Number	352
SV1	Professional Service	353
SV5	Durable Medical Equipment Service	361
PWK	Line Supplemental Information	364
PWK	Durable Medical Equipment Certificate of Medical Necessity Indicator	368
CR1	Ambulance Transport Information	370
CR3	Durable Medical Equipment Certification	373
CRC	Ambulance Certification	375
CRC	Hospice Employee Indicator	378
CRC	Condition Indicator/Durable Medical Equipment	380
DTP	Date - Service Date	382
DTP	Date - Prescription Date	384
DTP	DATE - Certification Revision/Recertification Date ...	385
DTP	Date - Begin Therapy Date	386
DTP	Date - Last Certification Date	387
DTP	Date - Last Seen Date	388
DTP	Date - Test Date	389
DTP	Date - Shipped Date	390
DTP	Date - Last X-ray Date	391
DTP	Date - Initial Treatment Date	392
QTY	Ambulance Patient Count	393
QTY	Obstetric Anesthesia Additional Units	394
MEA	Test Result	395
CN1	Contract Information	397
REF	Repriced Line Item Reference Number	399
REF	Adjusted Repriced Line Item Reference Number	400
REF	Prior Authorization	401
REF	Line Item Control Number	403
REF	Mammography Certification Number	405
REF	Clinical Laboratory Improvement Amendment (CLIA) Number	406
REF	Referring Clinical Laboratory Improvement Amendment (CLIA) Facility Identification	407

REF	Immunization Batch Number.....	408
REF	Referral Number	409
AMT	Sales Tax Amount	411
AMT	Postage Claimed Amount	412
K3	File Information	413
NTE	Line Note.....	415
NTE	Third Party Organization Notes.....	416
PS1	Purchased Service Information	417
HCP	Line Pricing/Repricing Information	418
LIN	Drug Identification	425
CTP	Drug Quantity	429
REF	Prescription or Compound Drug Association Number	431
NM1	Rendering Provider Name	433
PRV	Rendering Provider Specialty Information	436
REF	Rendering Provider Secondary Identification.....	437
NM1	Purchased Service Provider Name.....	439
REF	Purchased Service Provider Secondary Identification	442
NM1	Service Facility Location Name.....	444
N3	Service Facility Location Address	447
N4	Service Facility Location City, State, ZIP Code	448
REF	Service Facility Location Secondary Identification	450
NM1	Supervising Provider Name	452
REF	Supervising Provider Secondary Identification	455
NM1	Ordering Provider Name	457
N3	Ordering Provider Address.....	460
N4	Ordering Provider City, State, ZIP Code	461
REF	Ordering Provider Secondary Identification	463
PER	Ordering Provider Contact Information	465
NM1	Referring Provider Name	468
REF	Referring Provider Secondary Identification	471
NM1	Ambulance Pick-up Location	473
N3	Ambulance Pick-up Location Address	475
N4	Ambulance Pick-up Location City, State, ZIP Code ..	476
NM1	Ambulance Drop-off Location	478
N3	Ambulance Drop-off Location Address	480
N4	Ambulance Drop-off Location City, State, ZIP Code	481
SVD	Line Adjudication Information	483
CAS	Line Adjustment	487
DTP	Line Check or Remittance Date	493
AMT	Remaining Patient Liability.....	494
LQ	Form Identification Code.....	495
FRM	Supporting Documentation	497
SE	Transaction Set Trailer	499

3	Examples	501
3.1	Professional	501
3.1.1	Example 1- Commercial Health Insurance	501
3.1.2	Example 2 - Encounter	506
3.1.3	Example 3 - Coordination of benefits (COB)	512
3.1.4	Example 4 - Medicare Secondary Payer Example (COB)	531
3.1.5	Example 5 - Ambulance	536
3.1.6	Example 6 - Chiropractic Example	542
3.1.7	Example 7 - Oxygen	545
3.1.8	Example 8 - Wheelchair	554
3.1.9	Example 9 - Anesthesia	560
3.1.10	Example 10 - Drug examples	564
3.1.11	Example 11 - PPO Repriced Claim	585
3.1.12	Example 12 - Out of Network Repriced Claim	590
3.2	Property and Casualty	595
3.2.1	Example 1 - Automobile Accident	596

A	External Code Sources	A.1
5	Countries, Currencies and Funds	A.1
22	States and Provinces	A.2
41	GS1 US Global Trade Item Number (GTIN)	A.2
51	ZIP Code	A.3
130	Healthcare Common Procedural Coding System	A.4
131	International Classification of Diseases, 9th Revision, Clinical Modification (ICD-9-CM)	A.4
132	National Uniform Billing Committee (NUBC) Codes	A.5
139	Claim Adjustment Reason Code	A.5
235	Claim Frequency Type Code	A.6
237	Place of Service Codes for Professional Claims	A.6
240	National Drug Code by Format	A.7
245	National Association of Insurance Commissioners (NAIC) Code	A.7
411	Remittance Advice Remark Codes	A.8
513	Home Infusion EDI Coalition (HIEC) Product/Service Code List	A.8
537	Centers for Medicare and Medicaid Services National Provider Identifier	A.9
540	Centers for Medicare and Medicaid Services PlanID	A.9
576	Workers Compensation Specific Procedure and Supply Codes	A.10
582	Centers for Medicare and Medicaid Services (CMS) Durable Medical Equipment Regional Carrier (DMERC) Certificate of Medical Necessity (CMN) Forms	A.10
641	Condition Code List	A.11
656	Form Type Codes	A.11
682	Health Care Provider Taxonomy	A.12
843	Advanced Billing Concepts (ABC) Codes	A.12

897 International Classification of Diseases, 10th Revision, Clinical Modification (ICD-10-CM)	A.13
932 Universal Postal Codes	A.13
<hr/>	
B Nomenclature	B.1
B.1 ASC X12 Nomenclature	B.1
B.1.1 Interchange and Application Control Structures	B.1
B.1.1.1 Interchange Control Structure	B.1
B.1.1.2 Application Control Structure Definitions and Concepts	B.2
B.1.1.3 Business Transaction Structure Definitions and Concepts	B.6
B.1.1.4 Envelopes and Control Structures	B.19
B.1.1.5 Acknowledgments	B.22
B.2 Object Descriptors	B.23
<hr/>	
C EDI Control Directory	C.1
C.1 Control Segments	C.1
ISA Interchange Control Header	C.3
GS Functional Group Header	C.7
GE Functional Group Trailer	C.9
IEA Interchange Control Trailer	C.10
<hr/>	
D Change Summary	D.1
<hr/>	
E Data Element Glossary	E.1
E.1 Data Element Name Index	E.1

1 Purpose and Business Information

1.1 Implementation Purpose and Scope

For the health care industry to achieve the potential administrative cost savings with Electronic Data Interchange (EDI), standards have been developed and need to be implemented consistently by all organizations. To facilitate a smooth transition into the EDI environment, uniform implementation is critical.

This is the technical report document for the ANSI ASC X12N 837 Health Care Claims (837) transaction for professional claims and/or encounters. This document provides a definitive statement of what trading partners must be able to support in this version of the 837. This document is intended to be compliant with the data standards set out by the Health Insurance Portability and Accountability Act of 1996 (HIPAA) and its associated rules.

1.2 Version Information

This implementation guide is based on the October 2003 ASC X12 standards, referred to as Version 5, Release 1, Sub-release 0 (005010).

The unique Version/Release/Industry Identifier Code for transaction sets that are defined by this implementation guide is 005010**X222A2**.

The two-character Functional Identifier Code for the transaction set included in this implementation guide:

- **HC Health Care Claim (837)**

The Version/Release/Industry Identifier Code and the applicable Functional Identifier Code must be transmitted in the Functional Group Header (GS segment) that begins a functional group of these transaction sets. For more information, see the descriptions of GS01 and GS08 in Appendix C, *EDI Control Directory*.

1.3 Implementation Limitations

1.3.1 Batch and Real-time Usage

There are multiple methods available for sending and receiving business transactions electronically. Two common modes for EDI transactions are batch and real-time.

Batch - In a batch mode the sender does not remain connected while the receiver processes the transactions. Processing is usually completed according to a set schedule. If there is an associated business response transaction (such as a 271 Response to a 270 Request for Eligibility), the receiver creates the response transaction and stores it for future delivery. The sender of the original transmission reconnects at a later time and picks up the response transaction. This implementation guide does not set specific response time parameters for these activities.

Real Time - In real-time mode the sender remains connected while the receiver processes the transactions and returns a response transaction to the sender. This implementation guide does not set specific response time parameters for implementers.

This implementation guide is intended to support use in batch mode. This implementation guide is not intended to support use in real-time mode. A statement that the transaction is not intended to support a specific mode does not preclude its use in that mode between willing trading partners.

1.3.2 Other Usage Limitations

Receiving trading partners may have system limitations which control the size of the transmission they can receive. Some submitters may have the capability and the desire to transmit large 837 transactions with thousands of claims contained in them. The developers of this implementation guide recommend that trading partners limit the size of the transaction (ST-SE envelope) to a maximum of 5000 CLM segments. Willing trading partners can agree to higher limits. There is no recommended limit to the number of ST-SE transactions within a GS-GE or ISA-IEA.

1.4 Business Usage

This transaction set can be used to submit health care claim billing information, encounter information, or both, from providers of health care services to payers, either directly or via intermediary billing services and claims clearinghouses. It can also be used to transmit health care claims and billing payment information between payers with different payment

responsibilities where coordination of benefits (COB) is required or between payers and regulatory agencies to monitor the rendering, billing, and/or payment of health care services within a specific health care/insurance industry segment.

For purposes of this standard, providers of health care products or services may include entities such as physicians, dentists, hospitals, pharmacies, other medical facilities or suppliers, and entities providing medical information to meet regulatory requirements. The payer is a third party entity that pays claims or administers the insurance product or benefit or both. For example, a payer may be an insurance company, health maintenance organization (HMO), preferred provider organization (PPO), government agency (Medicare, Medicaid, TRICARE, etc.) or an entity such as a third party administrator (TPA), reprinter, or third party organization (TPO) that may be contracted by one of those groups. A regulatory agency is an entity responsible, by law or rule, for administering and monitoring a statutory benefits program or a specific segment of the health care/insurance industry.

The transaction defined by this implementation guide is intended to originate with the health care provider or the health care provider's designated agent. In some instances, a health care payer may originate an 837 to report a health care encounter to another payer or sponsoring organization. The 837 Transaction provides all necessary information to allow the destination payer to at least begin to adjudicate the claim. The 837 coordinates with a variety of other transactions including, but not limited to, the following: Health Care Information Status Notification (277), Health Care Claim Payment/Advice (835) and the Functional Acknowledgment (997). See Section 1.6 - *Transaction Acknowledgments*, and Section 1.7 - *Related Transactions*, for a summary description of these interactions.

1.4.1 Coordination of Benefits

A primary enhancement for this version is upgrading COB functionality to minimize manual intervention and/or the necessity for paper supporting document. Electronic COB is predicated upon using two transactions – the 837 and the 835 Health Care Claim Payment/Advice. See Section 1.4.1.1 - *Coordination of Benefits Data Models -- Detail* for details about the two models for using these transactions to achieve a totally electronic interchange of COB information. Section 3, EDI Transmission Examples for Different Business Uses, contains detailed examples of how these transactions are completed for several business situations. Section 1.4.1.3 - *Coordination of Benefits Claims from Paper or Proprietary Remittance Advices* provides guidance on creating electronic COB claims when the payer's remittance was a paper or proprietary remittance advice.

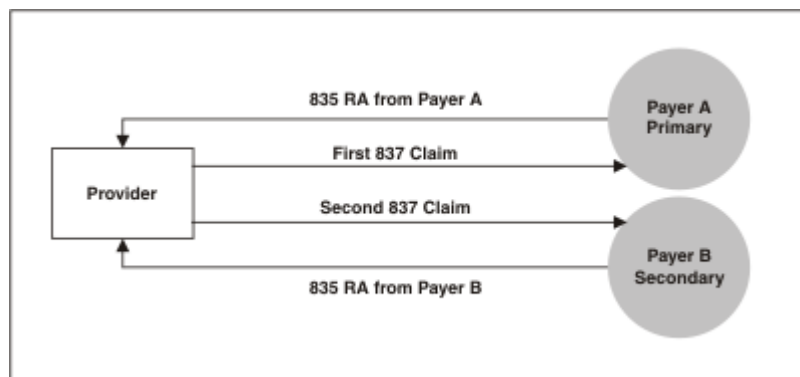
1.4.1.1 Coordination of Benefits Data Models -- Detail

The 837 Transaction handles two different models of benefit coordination. Both models are discussed in this section. Section 3, Examples, contains detailed examples of these models. Each COB related data element contains notes within this implementation guide specifying when it is used. The HIPAA final rules contain additional information on COB.

Model 1 -- Provider-to-Payer-to-Provider

Step 1. In model 1, the provider originates the transaction and sends the claim information to Payer A, the primary payer. See Figure 1.1 - *Provider-to-Payer-to-Provider COB Model*. The Subscriber loop (Loop ID-2000B) contains information about the person who holds the policy with Payer A. Loop ID-2320 contains information about Payer B and the subscriber who holds the policy with Payer B. In this model, the primary payer adjudicates the claim and sends an electronic remittance advice (RA) transaction (835) back to the provider. The 835 contains any claim adjustment reason codes that apply to that specific claim. The claim adjustment reason codes detail what was adjusted and why.

Figure 1.1 - Provider-to-Payer-to-Provider COB Model



Step 2. Upon receipt of the 835, the provider sends a second health care claim transaction (837) to Payer B, the secondary payer. The Subscriber loop (Loop ID-2000B) now contains information about the subscriber who holds the policy with Payer B. The Other Subscriber Information loop (Loop ID-2320) now contains information about the subscriber for Payer A. Any total amounts paid at the claim level go in the AMT segment in Loop ID-2320. Any claim level adjustment codes are retrieved from the 835 from Payer A and put in the CAS (Claims Adjustment) segment in Loop ID-2320. Line Level adjustment reason codes are retrieved similarly from the 835 and go in the CAS segment in the 2430 loop. Payer B adjudicates the claim and sends the provider an electronic remittance advice.

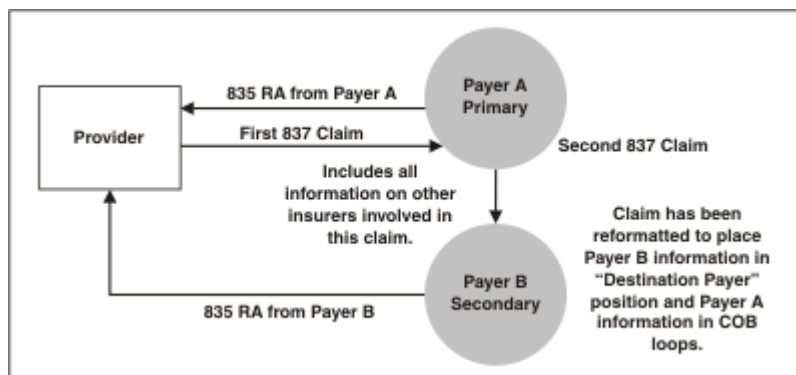
Step 3. If there are additional payers (not shown in Figure 1.1 - *Provider-to-Payer-to-Provider COB Model*), step 2 is repeated with the

Subscriber loop (Loop ID-2000B) having information about the subscriber who holds the policy with Payer C, the tertiary payer. COB information specific to Payer A continues to be included as written in step 2 with an occurrence of Loop ID-2320 and specifying the payer as primary. If necessary, Loop ID-2430 is included for any line level adjudications. COB information specific to Payer B is included by repeating the Loop ID-2320 again and specifying the payer as secondary. If necessary, Loop ID-2430 is included for Payer B line level adjudications.

Model 2 -- Provider-to-Payer-to-Payer

Step 1. In model 2, the provider originates the transaction and sends claim information to Payer A, the primary payer. See Figure 1.2 - *Provider-to-Payer-to-Payer COB Model*. The Subscriber loop (Loop ID-2000B) contains information about the person who holds the policy with Payer A. Subscriber/payer information about secondary coverage is included in Loop ID-2320 or is on file at Payer A as a result of an eligibility file sent by Payer B (as in Medicare crossover arrangements). In this model, the primary payer adjudicates the claim and sends an 835 back to the provider.

Figure 1.2 - Provider-to-Payer-to-Payer COB Model



Step 2. Payer A reformats the 837 and sends it to the secondary payer. In reformatting the claim, Payer A takes the information about their subscriber and places it in Loop ID-2320. Payer A also takes the information about Payer B, the secondary payer/subscriber, and places it in the appropriate fields in the Subscriber Loop ID-2000B. Then Payer A sends the claim to Payer B. All COB information from Payer A is placed in the appropriate Loop ID-2320 and/or Loop ID-2430.

Step 3. Payer B receives the claim from Payer A and adjudicates the claim. Payer B sends an 835 to the provider. If there is a tertiary payer, Payer B performs step 2 in either Model 1 or Model 2.

1.4.1.1.1 Coordination of Benefits -- Claim Level

The destination payer's information is located in Loop ID-2010BB. In addition, any destination payer-specific claim information (for example, referral number) is located in the 2300 loop. All provider identifiers in the 2310 loops are specific to the destination payer. Loop ID-2320 occurs once for each payer responsible for the claim, except for the payer receiving the 837 transaction set (destination payer). Provider identifiers in the 2330 loops are specific to the corresponding non-destination payer.

Loop ID-2320 contains the following:

- claim level adjustments
- other subscriber demographics
- various amounts
- other payer information
- assignment of benefits indicator
- patient signature indicator

Inside Loop ID-2320, Loop ID-2330 contains the information for the payer and the subscriber. As the claim moves from payer to payer, the destination payer's information in Loop ID-2000B and Loop ID-2010BB must be exchanged with the next payer's information from Loop ID-2320/2330.

1.4.1.1.2 Coordination of Benefits -- Service Line Level

Loop ID-2430 is a situational loop that can occur up to 15 times for each service line. As each payer adjudicates the service lines, occurrences may be added to this loop to explain how the payer adjudicated the service line.

Loop ID-2430 contains the following:

- ID of the payer who adjudicated the service line
- amount paid for the service line
- procedure code upon which adjudication of the service line was based. This code may be different than the submitted procedure code. (This procedure code also can be used for unbundling or bundling service lines.)
- paid units of service
- service line level adjustments
- adjudication date

To enable accurate matching of billed service lines with paid service lines, the payer must return the original billed procedure code(s) and/or modifiers in the SVC06 and SVC07 data element of the 835 if they are different from those used to pay the line. In

addition, if a provider includes a line item control number at the 2400 level (REF01 = 6R), then payers are required to return this in any corresponding 835 regardless of whether bundling or unbundling has occurred.

1.4.1.2 Crosswalking COB Data Elements

This section provides additional guidance for automation of the COB process. The purpose of the discussion below is to clarify how multiple payer and related COB data is structured and interrelated to facilitate an automated COB process. These strategies apply to both payer and provider submitted COB claims.

For the purposes of this discussion, there are two types of payers in the 837; (1) the destination payer, the payer receiving the claim and defined in the 2010BB loop, and (2) any 'other' payers, those defined in the 2330B loop(s). The destination payer or the 'other' payers may be the primary, secondary or another position payer in terms of their sequence of paying on the claim. The payment position is not particularly important in discussing how to manage COB data elements in the 837. For this discussion, it is only important to distinguish between the destination payer and any other payer contained in the claim. In a COB situation each payer in the claim takes a turn at being the destination payer. As the destination payer changes, payer information must change position along with the payer to stay associated with that payer. The same is true of all the 'other' payers, who will each, in turn, become the destination payer as the claim is forwarded to them. It is the purpose of the example detailed below to demonstrate exactly how payer specific information stays associated with the correct payer as the destination payer rotates through the various COB payers.

Business Model:

The destination payer is defined as the payer that is described in the 2010BB loop. All of the information contained in the 2300 and 2310 loops is specific to the destination payer. Information specific to other payers is contained in the 2320, 2330, and 2430 loops. Referral, predetermination, and prior authorization numbers in the 2400 loop; and provider numbers in the 2420 loop are associated with either the destination or a non-destination payer.

837 Professional Claim

(In this crosswalk, the Subscriber is NOT the Patient, and the Original Claim is NOT a resubmission)

Primary Subscriber is JOHN DOE who has coverage with ABC INS; Secondary Subscriber is JANE DOE who has coverage with XYZ INS GROUP; Patient is daughter SALLY DOE.

COLOR KEY

D -- Destination Payer Loops and Data - Once the primary payer has adjudicated the claim, whoever submits the claim to the secondary payer needs to place the information specific to the secondary payer (columns 4 and 5) into the "destination payer" location (column 1) in the secondary claim.

N -- Other (non-destination) Payer Loops and Data - Once the primary payer has adjudicated the claim, whoever submits the claim to the secondary payer needs to place the information specific to the primary payer (columns 4 and 5) into the other (non-destination) payer location (column 1) in the secondary claim.

M -- Medicare COB - This information is entered by Medicare on the secondary (crossover) claim in Payer-to-Payer COB elements (column 4).

P -- Provider Submitted COB Data – This information is entered by the provider into the secondary claim elements (column 4) prior to forwarding to the next payer.

E -- Prior Payer 835 Data – This information is cross-walked from the 835 Remittance Advice (column 3) to elements in the secondary claim (column 4).

	1 Primary Payer 837 Claim	2 Primary Payer Claim Example	3 835 ERA	4 Crosswalk Secondary 837 Claim From Primary ¹	5 Secondary Payer Claim Example
D	2000B SBR Subscriber Information	FOR JOHN DOE		2320 SBR (except SBR02)	FOR JANE DOE
D	2010BA NM1 REF Subscriber Name Secondary Identification	JOHN DOE JD03398777 03398777		2330A NM1 REF	JANE DOE JA7654321 765432111
D	Not Used ² Subscriber Address	Not Used ²		Not Used	Not Used ²
D	2010BB Payer Information	ABC INS		2330B	XYZ INS GROUP
D	2010BB REF (G2) Billing Provider Secondary ID	FOR ABC INS 12345678		2330I REF (2U with G2)	FOR XYZ INS GROUP (G2) XYZ3434343
D	2010BB REF (LU) Billing Provider Location Code	FOR ABC INS 678		2330I REF (2U with LU)	FOR XYZ INS GROUP (LU) 455
D	2000C PAT01 Patient Information	SALLY'S RELATIONSHIP TO JOHN – 19 CHILD		2320 SBR02	SALLY'S RELATIONSHIP TO JANE – 19 CHILD
D	2010CA NM1 Patient Name Information	SALLY DOE		2010CA NM1	SALLY DOE
D	2300 CLM07 Accept Assignment Indicator	FOR JOHN DOE		2320 OI05	FOR JANE DOE

	1 Primary Payer 837 Claim	2 Primary Payer Claim Example	3 835 ERA	4 Crosswalk Secondary 837 Claim From Primary ¹	5 Secondary Payer Claim Example
D	2300 CLM08 Assignment of Benefits Indicator	FOR JOHN DOE		2320 OI03	FOR JANE DOE
D	2300 CLM09 Release of Information	FOR JOHN DOE		2320 OI06	FOR JANE DOE
D	2300 CLM10 Patient's Signature Source Code	FOR JOHN DOE		2320 OI04	FOR JANE DOE
M	N/A Medicare (Section 4081) Crossover Indicator	Not Used		2300 REF01/02	Set by Medicare in Crossover Claims
D	2300 REF (G1) Prior Authorization	FOR ABC INS (G1) ABC456		2330B REF (G1)	FOR XYZ INS GROUP (G1) XYZ345200
D	2300 REF (9F) Referral Number	FOR ABC INS (9F) ABC670000		2330B REF (9F)	FOR XYZ INS GROUP (9F) XYZ6798777
D	2310A REF (G2) Referring Provider Secondary ID	FOR ABC INS (G2) ABC670001		2330C REF (G2)	FOR XYZ INS GROUP (G2) XYZ6798666
D	2310A REF (LU) Referring Provider Secondary ID	FOR ABC INS (LU) 671		2330C REF (LU)	FOR XYZ INS GROUP (LU) 986
D	2310B REF (G2) Rendering Provider Secondary ID	FOR ABC INS (G2) ABC670002		2330D REF (G2)	FOR XYZ INS GROUP (G2) XYZ6798444
D	2310B REF (LU) Rendering Provider Secondary ID	FOR ABC INS (LU) 672		2330D REF (LU)	FOR XYZ INS GROUP (LU) 984
D	2310C REF (G2) Service Facility Location Secondary ID	FOR ABC INS (G2) ABC670004		2330E REF (G2)	FOR XYZ INS GROUP (G2) XYZ6798222
D	2310C REF (LU) Service Facility Location Secondary ID	FOR ABC INS (LU) 674		2330E REF (LU)	FOR XYZ INS GROUP (LU) 982
D	2310D REF (G2) Supervising Provider ID	FOR ABC INS (G2) ABC670005		2330F REF (G2)	FOR XYZ INS GROUP (G2) XYZ6798111
D	2310D REF (LU) Supervising Provider ID	FOR ABC INS (LU) 675		2330F REF (LU)	FOR XYZ INS GROUP (LU) 981
N	2320 SBR (except SBR02) Subscriber Information	FOR JANE DOE		2000B SBR (except SBR02)	FOR JOHN DOE

	1 Primary Payer 837 Claim	2 Primary Payer Claim Example	3 835 ERA	4 Crosswalk Secondary 837 Claim From Primary ¹	5 Secondary Payer Claim Example
N	2320 SBR02 Subscriber Relationship to Patient	SALLY'S RELATIONSHIP TO JANE – 17 STEPCHILD		2000C PAT01	SALLY'S RELATIONSHIP TO JOHN – 19 CHILD
E	Claim Adjustment Group Code	Not Used	2100 CAS	2320 CAS	FROM ABC INS
E	Payer Paid Amount	Not Used	2100 CLP04	2320 AMT01/02 (D)	FROM ABC INS
E	Total Non-Covered Amount	Not Used	2100 AMT (A8)	2320 AMT01/02 (A8)	FROM ABC INS
P	Remaining Patient Liability	Not Used		2320 AMT01 (EAF)	Calculated by Provider
N	2320 DMG Subscriber Demographic Information	FOR JANE DOE		Not Used	Not Used
N	2320 OI05 Accept Assignment Indicator	FOR JANE DOE		2300 CLM07	FOR JOHN DOE
N	2320 OI03 Assignment of Benefit Indicator	FOR JANE DOE		2300 CLM08	FOR JOHN DOE
N	2320 OI06 Release of Information	FOR JANE DOE		2300 CLM09	FOR JOHN DOE
N	2320 OI04 Patient's Signature Source Code	FOR JANE DOE		2300 CLM10	FOR JOHN DOE
E	Medicare Outpatient Adjudication Information	Not Used	2100 MOA	2320 MOA	FROM ABC INS
N	2330A NM1 REF Subscriber Name Secondary ID	JANE DOE JA7654321 765432111		2010BA NM1 REF	JOHN DOE JD03398777 033987777
N	2330A N3/N4 Subscriber Address	FOR JANE DOE		2010BA N3/N4	FOR JOHN DOE
N	2330B Payer Information	FOR XYZ INS GROUP		2010BB	FOR JOHN DOE
N	2330B PER Payer Contact Information	FOR XYZ INS GROUP		Not Used	FOR ABC INS
E	Claim Adjudication Date	Not Used	Table 1 BPR16	2330B DTP (573)	FROM ABC INS

	1 Primary Payer 837 Claim	2 Primary Payer Claim Example	3 835 ERA	4 Crosswalk Secondary 837 Claim From Primary ¹	5 Secondary Payer Claim Example
N	Payer Claim Control Secondary Number	Not Used	2100 CLP07 ³	2330B REF (F8)	FROM ABC INS XYZCLM0005
N	2330B REF (G1) Prior Authorization	FOR XYZ INS GROUP XYZ345200		2300 REF (G1)	FOR ABC INS ABC456
N	2330B REF (9F) Referral Number	FOR XYZ INS GROUP XYZ6798777		2300 REF (9F)	FOR ABC INS ABC670000
N	2330C REF (G2) Referring Provider Secondary ID	FOR XYZ INS GROUP (G2) XYZ6798666		2310A REF (G2)	FOR ABC INS (G2) ABC670001
N	2330C REF (LU) Referring Provider Secondary ID	FOR XYZ INS GROUP (LU) 986		2310A REF (LU)	FOR ABC INS (LU) 671
N	2330D REF (G2) Rendering Provider Secondary ID	FOR XYZ INS GROUP (G2) XYZ6798444		2310B REF (G2)	FOR ABC INS (G2) ABC670002
N	2330D REF (LU) Rendering Provider Secondary ID	FOR XYZ INS GROUP (LU) 984		2310B REF (LU)	FOR ABC INS (LU) 672
N	2330E REF (G2) Service Facility Location Secondary ID	FOR XYZ INS GROUP (G2) XYZ6798222		2310C REF (G2)	FOR ABC INS (G2) ABC670004
N	2330E REF (LU) Service Facility Location Secondary ID	FOR XYZ INS GROUP (LU) 982		2310C REF (LU)	FOR ABC INS (LU) 674
N	2330F REF (G2) Supervising Provider ID	FOR XYZ INS GROUP (G2) XYZ6798111		2310D REF (G2)	FOR ABC INS (G2) ABC670005
N	2330F REF (LU) Supervising Provider ID	FOR XYZ INS GROUP (LU) 981		2310D REF (LU)	FOR ABC INS (LU) 675
N	2330G REF (G2) Billing Provider ID	FOR XYZ INS GROUP (G2) XYZ3434343		2010BB REF (G2)	FOR ABC INS (G2) 12345678
N	2330G REF (LU) Billing Provider ID	FOR XYZ INS GROUP (LU) 455		2010BB REF (LU)	FOR ABC INS (LU) 678
D	2400 REF (G1) Prior Authorization Number	FOR ABC INS (G1) ABC222222		2400 REF (G1/2U)	FOR XYZ INS GROUP (G1) XYZ888888
N	2400 REF (G1/2U) Prior Authorization Number	FOR XYZ INS GROUP (G1) XYZ888888 (2U) 54698		2400 REF (G1)	FOR ABC INS (G1) ABC222222 (2U) 12345

	1 Primary Payer 837 Claim	2 Primary Payer Claim Example	3 835 ERA	4 Crosswalk Secondary 837 Claim From Primary ¹	5 Secondary Payer Claim Example
D	2400 REF (9F) Referral Number	FOR ABC INS (9F) ABC111111		2400 REF (9F/2U)	FOR XYZ INS GROUP (9F) XYZ777777
N	2400 REF (9F/2U) Referral Number	FOR XYZ INS GROUP (9F) XYZ777777 (2U) 54698		2400 REF (9F)	FOR ABC INS (9F) ABC111111 (2U) 12345
D	2420A REF (G2) ⁴ Rendering Provider Secondary ID	FOR ABC INS (G2) ABC888888		2420A REF (G2/2U) ⁴	FOR XYZ INS GROUP (G2) XYZ111111
D	2420A REF (LU) ⁴ Rendering Provider Secondary ID	FOR ABC INS (LU) C333		2420A REF (LU/2U) ⁴	FOR XYZ INS GROUP (LU) Z666
N	2420A REF (G2/2U) ⁴ Rendering Provider Secondary ID	FOR XYZ INS GROUP (G2) XYZ666666 (2U) 54698		2420A REF (G2) ⁴	FOR ABC INS (G2) ABC333333 (2U) 12345
N	2420A REF (LU/2U) ⁴ Rendering Provider Secondary ID	FOR XYZ INS GROUP (LU) Z666 (2U) 54698		2420A REF (LU) ⁴	FOR ABC INS (LU) C333 (2U) 12345
D	2420B REF (G2) ⁴ Purchased Service Secondary ID	FOR ABC INS (G2) ABC444444		2420B REF (G2/2U) ⁴	FOR XYZ INS GROUP (G2) XYZ555555
D	2420B REF (LU) ⁴ Purchased Service Secondary ID	FOR ABC INS (LU) C444		2420B REF (LU/2U) ⁴	FOR XYZ INS GROUP (LU) Z555
N	2420B REF (G2/2U) ⁴ Purchased Service Secondary ID	FOR XYZ INS GROUP (G2) XYZ555555 (2U) 54698		2420B REF (G2) ⁴	FOR ABC INS (G2) ABC444444 (2U) 12345
N	2420B REF (LU/2U) ⁴ Purchased Service Secondary ID	FOR XYZ INS GROUP (LU) Z555 (2U) 54698		2420B REF (LU) ⁴	FOR ABC INS (LU) C444 (2U) 12345
D	2420C REF (G2) ⁴ Service Facility Location Secondary ID	FOR ABC INS (G2) ABC555555		2420C REF (G2/2U) ⁴	FOR XYZ INS GROUP (G2) XYZ444444
D	2420C REF (LU) ⁴ Service Facility Location Secondary ID	FOR ABC INS (LU) C555		2420C REF (LU/2U) ⁴	FOR XYZ INS GROUP (LU) Z444
N	2420C REF (G2/2U) ⁴ Service Facility Location Secondary ID	FOR XYZ INS GROUP (G2) XYZ444444 (2U) 54698		2420C REF (G2) ⁴	FOR ABC INS (G2) ABC555555 (2U) 12345
N	2420C REF (LU/2U) ⁴ Service Facility Location Secondary ID	FOR XYZ INS GROUP (LU) Z444 (2U) 54698		2420C REF (LU) ⁴	FOR ABC INS (LU) C555 (2U) 12345

	1 Primary Payer 837 Claim	2 Primary Payer Claim Example	3 835 ERA	4 Crosswalk Secondary 837 Claim From Primary ¹	5 Secondary Payer Claim Example
D	2420D REF (G2) ⁴ Supervising Provider Secondary ID	FOR ABC INS (G2) ABC666666		2420D REF (G2/2U) ⁴	FOR XYZ INS GROUP (G2) XYZ333333
D	2420D REF (LU) ⁴ Supervising Provider Secondary ID	FOR ABC INS (LU) C666		2420D REF (LU/2U) ⁴	FOR XYZ INS GROUP (LU) Z333
N	2420D REF (G2/2U) ⁴ Supervising Provider Secondary ID	FOR XYZ INS GROUP (G2) XYZ333333 (2U) 54698		2420D REF (G2) ⁴	FOR ABC INS (G2) ABC666666 (2U) 12345
N	2420D REF (LU/2U) ⁴ Supervising Provider Secondary ID	FOR XYZ INS GROUP (LU) Z333 (2U) 54698		2420D REF (LU) ⁴	FOR ABC INS (LU) C666 (2U) 12345
D	2420E REF (G2) ⁴ Ordering Provider Secondary ID	FOR ABC INS (G2) ABC777777		2420E REF (G2/2U) ⁴	FOR XYZ INS GROUP (G2) XYZ222222
D	2420E REF (LU) ⁴ Ordering Provider Secondary ID	FOR ABC INS (LU) C777		2420E REF (LU/2U) ⁴	FOR XYZ INS GROUP (LU) Z222
N	2420E REF (G2/2U) ⁴ Ordering Provider Secondary ID	FOR XYZ INS GROUP (G2) XYZ222222 (2U) 54698		2420E REF (G2) ⁴	FOR ABC INS (G2) ABC777777 (2U) 12345
N	2420E REF (LU/2U) ⁴ Ordering Provider Secondary ID	FOR XYZ INS GROUP (LU) Z222 (2U) 54698		2420E REF (LU) ⁴	FOR ABC INS (LU) C777 (2U) 12345
D	2420F REF (G2) ⁴ Referring Provider Secondary ID	FOR ABC INS (G2) ABC888888		2420F REF (G2/2U) ⁴	FOR XYZ INS GROUP (G2) XYZ111111
D	2420F REF (LU) ⁴ Referring Provider Secondary ID	FOR ABC INS (LU) C888		2420F REF (LU/2U) ⁴	FOR XYZ INS GROUP (LU) Z111
N	2420F REF (G2/2U) ⁴ Referring Provider Secondary ID	FOR XYZ INS GROUP (G2) XYZ111111 (2U) 54698		2420F REF (G2) ⁴	FOR ABC INS (G2) ABC888888 (2U) 12345
N	2420F REF (LU/2U) ⁴ Referring Provider Secondary ID	FOR XYZ INS GROUP (LU) Z111 (2U) 54698		2420F REF (LU) ⁴	FOR ABC INS (LU) C888 (2U) 12345
E	Service Line Paid Amount	Not Used	2200 SVD	2430 SVD	FROM ABC INS
E	Claim Adjustment Information	Not Used	2200 CAS	2430 CAS	FROM ABC INS
E	Line Adjudication Date	Not Used	Table 1 BPR16	2430 DTP (573)	FROM ABC INS

	1 Primary Payer 837 Claim	2 Primary Payer Claim Example	3 835 ERA	4 Crosswalk Secondary 837 Claim From Primary ¹	5 Secondary Payer Claim Example
P	Remaining Patient Liability Amount	Not Used		2430 AMT01 (EAF)	Calculated by Provider

¹ The secondary claim information shows where the original claim information would be mapped to when creating the secondary claim. This information must be in the correct order of the implementation guide and not in the order shown above.

² The Subscriber Address in the 2010BB Loop is only used when the Patient is the Subscriber.

³ 2300REF Original Payer Claim Number

The Original Payer Claim Number is used to submit the Claim Number returned on the 835 whenever a claim is resubmitted to the same payer. When submitting a secondary claim that was resubmitted to the first payer, this number is carried in the 2330B REF. It is important to keep a Payer Original Claim Number in the loop associated with that payer. In the example below, the number returned by the first payer is used in the destination claim loop when resubmitting to that payer. Then when the secondary claim is created, the first payer's Original Claim Number is moved down into the Loop ID-2330B REF for the first payer.

	Original Claim	Remittance Advice	Resubmitted Claim	Secondary Claim
2300 REF (F8)	Not Used	2100 CLP07	2300 REF (F8)	Not Used
2330B REF (F8)	Not Used	Not Used	2300 REF (F8)	

⁴ 2420A-F Provider Secondary Identifiers

The G2 and LU Qualifiers and the Secondary Identifiers in these Loops are for both the Destination Payer and the Non-Destination Payer. The 2U Qualifier is specific to the Non-Destination Payer. When creating the secondary claim, the numbers are swapped as follows:

			Original Claim	Secondary Claim
2010BB	NM108/09	Payer ID	12345	54698
2330B	NM108-09	Payer ID	54698	12345
2420A	REF01	Rendering Provider ID FOR Payer	G2	G2
2420A	REF02		ABC333333	XYZ666666
2420A	REF01	Rendering Provider Location Code	LU	LU
2420A	REF02		C333	Z666
2420A	REF01	Rendering Provider Secondary ID	G2	G2
2420A	REF02	(For Non-destination Payer identified below)	XYZ666666	ABC333333
2420A	REF03	Not Used		

			Original Claim	Secondary Claim
2420A	REF04-1	Other Payer ID (linked to 2330B Payer)	2U	2U
2420A	REF04-2		54698	12345
2420A	REF01	Rendering Provider Location Code	LU	LU
2420A	REF02	(For Non-destination Payer identified below)	Z666	C333
2420A	REF03	Not Used		
2420A	REF04-1	Other Payer ID (linked to 2330B Payer)	2U	2U
2420A	REF04-2		54698	12345

Example

In the following example, the first column is a claim as submitted to the primary payer. The second column is the corresponding claim with the same business data as it would be submitted to the secondary payer. For the COB claim to the secondary payer, this example shows information related to the primary payer being placed in the other (non-destination) payer locations, and it also shows information related to the secondary payer being placed in the destination payer locations. Segments in red, italicized text are related to the secondary payer.

HEADER ST*837*0002*005010X222A2~ BHT*0019*00*0123*20050730*1023*CH~	HEADER ST*837*0002*005010X222A2~ BHT*0019*00*0123*20050730*1023*CH~
1000A SUBMITTER NM1*41*2*GET WELL CLINIC*****46*567890~ PER*IC*MARY*TE*6155552222~	1000A SUBMITTER NM1*41*2*GET WELL CLINIC*****46*567890~ PER*IC*MARY*TE*6155552222~
1000B RECEIVER NM1*40*2*MY CLEARINGHOUSE*****46*988888888~	1000B RECEIVER NM1*40*2*MY CLEARINGHOUSE*****46*988888888~
2000A BILLING/PAY-TO PROVIDER HL LOOP HL*1**20*1~	2000A BILLING/PAY-TO PROVIDER HL LOOP HL*1**20*1~
2010AA BILLING PROVIDER NM1*85*2*GET WELL CLINIC*****XX*5876543216~ N3*1234 MAIN ST~ N4*ANYWHERE*TN*37214~ REF*EI*111222333~	2010AA BILLING PROVIDER NM1*85*2*GET WELL CLINIC*****XX*5876543216~ N3*1234 MAIN ST~ N4*ANYWHERE*TN*37214~ REF*EI*111222333~
2000B SUBSCRIBER HL LOOP HL*2*1*22*1~ SBR*P*****BL~	2000B SUBSCRIBER HL LOOP HL*2*1*22*1~ <i>SBR*S*****CI~</i>

2010BA SUBSCRIBER NM1*IL*1*DOE*JOHN****MI*JD03398777~ REF*SY*03398777~	2010BA SUBSCRIBER <i>NM1*IL*1*DOE*JANE****MI*JA7654321~</i> <i>REF*SY*765432111~</i>
2010BB PAYER NM1*PR*2*ABC INS*****PI*12345~ REF*G2*12345678~ REF*LU*678~	2010BB PAYER <i>NM1*PR*2*XYZ INS GROUP*****PI*54698~</i> <i>REF*G2*XYZ3434343~</i> <i>REF*LU*455~</i>
2000C PATIENT HL LOOP HL*3*2*23*0~ PAT*19~	2000C PATIENT HL LOOP HL*3*2*23*0~ <i>PAT*19~</i>
2010CA PATIENT NM1*QC*1*DOE*SALLY~ N3*234 SOUTH ST~ N4*ANYWHERE*TN*37214~ DMG*D8*19930501*F~	2010CA PATIENT NM1*QC*1*DOE*SALLY~ N3*234 SOUTH ST~ N4*ANYWHERE*TN*37214~ DMG*D8*19930501*F~
2300 CLAIM CLM*26407789*115***11:B:1*Y*A*Y*Y*B~ REF*G1*ABC456~ REF*9F*ABC670000~ HI*BK:4779*BF:2724*BF:2780*BF:53081~	2300 CLAIM <i>CLM*26407789*115***11:B:1*Y*A*N*Y*B~</i> <i>REF*G1*XYZ345200~</i> <i>REF*9F*XYZ6798777~</i> HI*BK:4779*BF:2724*BF:2780*BF:53081~
2310A REFERRING PROVIDER NM1*DN*1*KILDARE*RICHARD****XX*999997777~ REF*G2*ABC670001~ REF*LU*671~	2310A REFERRING PROVIDER NM1*DN*1*KILDARE*RICHARD****XX*999997777~ <i>REF*G2*XYZ6798666~</i> <i>REF*LU*986~</i>
2310B RENDERING PROVIDER NM1*82*1*CASEY*BEN****XX*999996666~ REF*G2*ABC670002~ REF*LU*672~	2310B RENDERING PROVIDER NM1*82*1*CASEY*BEN****XX*999996666~ <i>REF*G2*XYZ6798444~</i> <i>REF*LU*984~</i>
2310C SERVICE FACILITY LOCATION NM1*77*2*ANYWHERE CLINIC*****XX*999995555~ N3*2345 STATE ST~ N4*NASHVILLE*TN*37212~ REF*G2*ABC670004~ REF*LU*674~	2310C SERVICE FACILITY LOCATION NM1*77*2*ANYWHERE CLINIC*****XX*999995555~ N3*2345 STATE ST~ N4*NASHVILLE*TN*37212~ <i>REF*G2*XYZ6798222~</i> <i>REF*LU*982~</i>
2320 OTHER SUBSCRIBER INFORMATION <i>SBR*S*19*****CI~</i> <i>DMG*D8*19500501*F~</i> <i>OI***N*B*Y~</i>	2320 OTHER SUBSCRIBER INFORMATION SBR*P*19*****BL~ AMT*D*65~ DMG*D8*19481013*M~ OI***Y*B*Y~
2330A OTHER SUBSCRIBER NAME <i>NM1*IL*1*DOE*JANE****MI*JA7654321~</i> <i>N3*234 SOUTH ST~</i> <i>N4*ANYWHERE*TN*37214~</i> <i>REF*SY*765432111~</i>	2330A OTHER SUBSCRIBER NAME NM1*IL*1*DOE*JOHN****MI*JD03398777~ N3*234 SOUTH ST~ N4*ANYWHERE*TN*37214~ REF*SY*03398777~

2330B OTHER PAYER <i>NM1*PR*2*XYZ INS GROUP*****PI*54698~</i> <i>REF*G1*XYZ345200~</i> <i>REF*9F*XYZ6798777~</i>	2330B OTHER PAYER NM1*PR*2*ABC INS*****PI*12345~ REF*F8*ABCCLM0005~ REF*G1*ABC456~ REF*9F*ABC670000~
2330C OTHER PAYER REFERRING PROVIDER NM1*DN*1~ <i>REF*G2*XYZ6798666~</i> <i>REF*LU*986~</i>	2330C OTHER PAYER REFERRING PROVIDER NM1*DN*1~ REF*G2*ABC670001~ REF*LU*671~
2330D OTHER PAYER RENDERING PROVIDER NM1*82*1~ <i>REF*G2*XYZ6798444~</i> <i>REF*LU*984~</i>	2330D OTHER PAYER RENDERING PROVIDER NM1*82*1~ REF*G2*ABC670002~ REF*LU*672~
2330E OTHER PAYER SERVICE FACILITY LOCATION NM1*77*2~ <i>REF*G2*XYZ6798222~</i> <i>REF*LU*982~</i>	2330E OTHER PAYER SERVICE FACILITY LOCATION NM1*77*2~ REF*G2*ABC670004~ REF*LU*674~
2400 SERVICE LINE LX*1~ SV1*HC:99213*100*UN*1***1:2~ DTP*472*D8*20050705~ REF*G1*ABC222222~ <i>REF*G1*XYZ888888**2U:54698~</i> REF*9F*ABC111111~ <i>REF*9F*XYZ777777**2U:54698~</i>	SERVICE LINE LX*1~ SV1*HC:99213*100*UN*1***1:2~ DTP*472*D8*20050705~ <i>REF*G1*XYZ888888~</i> REF*G1*ABC222222**2U:12345~ <i>REF*9F*XYZ777777~</i> REF*9F*ABC111111**2U:12345~
2420A RENDERING PROVIDER NM1*82*1*WELBY*MARCUS****XX*1545454541~ REF*G2*ABC333333~ REF*LU*C333~ <i>REF*G2*XYZ666666**2U:54698~</i> <i>REF*LU*Z666**2U:54698~</i>	2420A RENDERING PROVIDER NM1*82*1*WELBY*MARCUS****XX*1545454541~ <i>REF*G2*XYZ666666~</i> <i>LU*Z666~</i> REF*G2*ABC333333**2U:12345~ REF*LU*C333**2U:12345~
2420F REFERRING PROVIDER NM1*DN*1*BROWN*JOE****XX*1323232321~ REF*G2*ABC888888~ REF*LU*C888~ <i>REF*G2*XYZ111111**2U:54698~</i> <i>REF*LU*Z111**2U:54698~</i>	2420F REFERRING PROVIDER NM1*DN*1*BROWN*JOE****XX*1323232321~ <i>REF*G2*XYZ111111~</i> <i>REF*LU*Z111~</i> REF*G2*ABC888888888**2U:12345~ REF*LU*C888**2U:12345~
	2430 LINE ADJUDICATION INFORMATION SVD*12345*50*HC:99213**1~ CAS*PR*1*50~ DTP*573*D8*20050726~ AMT*EAF*50~

2400 SERVICE LINE LX*2~ SV1*HC:90782*15*UN*1***3:4~ DTP*472*D8*20050705~	2400 SERVICE LINE LX*2~ SV1*HC:90782*15*UN*1***3:4~ DTP*472*D8*20050705~
	2430 LINE ADJUDICATION INFORMATION SVD*12345*15*HC:90782**1~ CAS*PR*92*0~ DTP*573*D8*20050726~
TRANSACTION SET TRAILER SE*78*0002~	TRANSACTION SET TRAILER SE*88*0002~

1.4.1.3 Coordination of Benefits Claims from Paper or Proprietary Remittance Advices

Claim submitters may at times need or choose to create electronic secondary/tertiary coordination of benefit (COB) claims to subsequent payers due to regulatory or business relationships when the prior payer's remittance was a paper or proprietary remittance advice. This situation may occur when the prior payer(s) is not a regular trading partner of the claim submitter or the prior payer(s) produces electronic remittances but has not converted to the standard transaction.

Provider information systems that have the functionality to generate electronic claim transactions to health plans have the majority of the information necessary to create a COB claim. Ideally, payers have adopted usage of the standard codes sets for paper remittance advices or have provided crosswalks for their paper or non-standard electronic remittances to accommodate creation of COB claims. However, this will not always occur.

When standard codes are not available from a prior payer(s) paper/proprietary remittance advice(s), the COB claim submitter must translate the proprietary adjustment/denial edit messages to standard codes.

Generally, a subsequent COB payer(s) determines payment on a combination of "Group Code" and "Claim Adjustment Reason Code" provided in the CAS segment at either the claim or service line. The primary considerations of Group Code of subsequent COB payers are:

Description	837 Standard Value
Patient Responsibility	PR

Description	837 Standard Value
Contractual Obligation	CO
Payer Initiated	PI
Other Adjustments	OA

The Claim Adjustment Reason Code is equally important in subsequent payers' determination of payment responsibility. In most instances paper or proprietary monetary adjustments may easily be cross-walked to the standard Claim Adjustment Reason Codes as follows:

Description	837 Standard Value
Patient Responsibility	
Deductible Amount	1
Coinsurance Amount	2
Co-payment Amount	3
Blood Deductible	66
Psychiatric Reduction	122
Contractual Obligations	
Charges exceed our fee schedule or maximum allowable amount	42
Charges exceed your contracted / legislated fee arrangement	45
Non-covered charges	96

Payment adjustments by the prior payer(s) that are not readily defined by the above cross-walk values may be reported using default Claim Adjustment Reason Code 192 (Non-standard adjustment code from paper remittance advice) or with other codes the claim submitter determines to be appropriate. Submitters must not use default code 192 when a more specific code is available.

1.4.1.4 Coordination of Benefits - Service Line Procedure Code Bundling and Unbundling

This explanation of bundling and unbundling is applicable to secondary claims that must contain the results of the primary payer's processing. It is not applicable to initial claims sent to the primary payer.

Procedure code bundling or unbundling occurs when a payer's business policy requires that the services reported for payment in a claim be either combined or split apart and represented by a different group of procedure codes. Bundling occurs when two or more reported procedure codes are paid under only one procedure code. Unbundling occurs when one submitted procedure code is paid and reported back as two or more procedure codes.

See the latest version of the 835 Remittance Advice transaction implementation guide for an explanation on how bundling and unbundling are handled in that transaction.

Bundling:

In a COB situation, it may be necessary to show payment on bundled lines. When showing bundled service lines, the health care claim must report all of the originally submitted service lines. The first bundled procedure includes the new bundled procedure code in the SVD (Service Line Adjudication) segment (SVD03). The other procedure or procedures that are bundled into the same line are reported as originally submitted with the following:

- An SVD segment with zero payment (SVD02),
- A pointer to the new bundled procedure code (SVD06, data element 554 (Assigned Number) is the bundled service line number that refers to the LX assigned number of the service line into which this service line was bundled),
- A CAS segment with a claim adjustment reason code of 97 (payment is included in the allowance for the basic service), and
- An adjustment amount equal to the submitted charge.
- The Adjustment Group in the CAS01 will be either CO (Contractual Obligation) or PI (Payer Initiated), depending upon the provider/payer relationship.

Bundling with COB Example

The following example shows how to report bundled lines on a subsequent COB claim. Dr. Smith submits procedure code A and B for \$100.00 each to his PPO as primary coverage. Each procedure was performed on the same date of service. The original 837 submitted by Dr. Smith contains this information. Only segments specific to bundling are included in the example.

Original 837**LX*1~** (Loop 2400)**1** = Service line 1**SV1*HC:A*100*UN*1***1~****HC** = HCPCS qualifier**A** = HCPCS code**100** = Submitted charge**UN** = Units code**1** = Units billed**1** = Diagnosis code pointer**LX*2~** (Loop 2400)**2** = Service line 2**SV1*HC:B*100*UN*1***1~****HC** = HCPCS qualifier**B** = HCPCS code**100** = Submitted charge**UN** = Units code**1** = Units billed**1** = Diagnosis code pointer

The PPO's adjudication system screens the submitted procedures and notes that procedure C covers the services rendered by Dr. Smith on that single date of service. The PPO's maximum allowed amount for procedure C is \$120.00. The patient's co-insurance amount for procedure C is \$20.00. The patient has not met the \$50.00 deductible. The PPO's total payment on this claim was \$50.00. The following example includes only segments specific to bundling. The key number to automate tracking of bundled lines is the service line number assigned to each service line in LX01.

COB 837**Claim Level****CAS*PR*1*50~** (Loop ID-2320)**PR** = Patient's Responsibility**1** = Adjustment reason - Deductible amount**50** = Amount of adjustment**AMT*D*50~****D** = Payer amount paid qualifier

50 = Amount paid on this claim by this payer

Service Line Level

LX*1~ (Loop ID-2400)

1 = Service line 1

SV1*HC:A*100*UN*1***1~ (Loop ID-2400)

HC = HCPCS qualifier

A = HCPCS code

100 = Submitted charge

UN = Units code

1 = Units billed

1 = Diagnosis code pointer

SVD*PAYER ID*100*HC:C**1~ (Loop ID-2430)

Payer ID

= ID of the payer who adjudicated this service line

100 = Payer amount approved for payment for the line

HC = HCPCS qualifier

C = HCPCS code for bundled procedure

1 = Service Units

CAS*PR*2*20~

PR = Patient Responsibility

2 = Adjustment reason -- Co-insurance amount

20 = Amount of adjustment

LX*2~ (Loop 2400)

2 = Service line 2

SV1*HC:B*100*UN*1***1~

HC = HCPCS qualifier

B = HCPCS code

100 = Submitted charge

UN = Units code

1 = Units billed

1 = Diagnosis code pointer

SVD*PAYER ID*0*HC:C**1*1~ (Loop ID-2430)

Payer ID

= ID of the payer who adjudicated this service line

0 = Payer amount paid
HC = HCPCS qualifier
C = HCPCS code for bundled procedure
1 = Service Units
1 = Service line number into which this service line was bundled

CAS*CO*97*100~

CO = Contractual obligations qualifier
97 = Adjustment reason - Payment is included in the allowance for the basic service/procedure
100 = Amount of adjustment

Bundling with COB — More Than 2 Payers Example

Bundling with more than two payers in a COB situation where there is both bundling and line level adjustments. The COB related loops would appear as follows:

Claim Level 2320 and 2330 Loops

2320 Loop (for payer A)

SBR* identifies the other subscriber for payer A identified in 2330B

2330A Loop

NM1* identifies other subscriber for payer A

2330B Loop

NM1* identifies payer A

2320 Loop (for payer B)

SBR* identifies the other subscriber for payer B identified in 2330B loop

2330A Loop

NM1* identifies other subscriber for payer B

2330B Loop

NM1* identifies payer B

2320 Loop (for payer C)

SBR* identifies the other subscriber for payer C identified in 2330B loop

2330A Loop

NM1* identifies other subscriber for payer C

2330B Loop

NM1* identifies payer C

Repeat as necessary up to a maximum of ten times. Any one claim can carry up to a total of 11 payers (ten carried in Loop ID-2320, and one carried in Loop ID-2010BB). Once all the claim level payers have been identified, use the 2400 loop once for each original billed service line. Use 2430 loops to show line level adjustment by each payer.

Service Line

2400 Loop

LX*1~

SV1* original data from provider for line 1

2430 Loop (for payer A)

SVD*A* their data for this line (the procedure code A paid on)

CAS* payer A's data for this line (repeat CAS as necessary)

DTP* payer A's adjudication date for this line

2430 Loop (for payer B)

SVD*B* their data for this line (the procedure code B paid on)

CAS* payer B's data for this line (repeat CAS as necessary)

DTP* payer B's adjudication date for this line

2430 Loop (for payer C, only used if 837 is being sent to payer D)

SVD*C* their data for this line (the procedure code C paid on)

CAS* payer C's data for this line (repeat CAS as necessary)

DTP* payer C's adjudication date for this line

2400 Loop

LX*2~

SV1* original data from provider for line 2

2430 Loop (for payer A)

SVD*A* their data for this line (the procedure code A paid on)

CAS* payer A's data for this line (repeat CAS as necessary)

DTP* payer A's adjudication date for this line

2430 Loop (for payer B)

SVD*B* their data for this line (the procedure code B paid on)

CAS* payer B's data for this line (repeat CAS as necessary)

DTP* payer B's adjudication date for this line

2430 Loop (for payer C, only used if 837 is being sent to payer D)

SVD*C* their data for this line (the procedure code C paid on)

CAS* payer C's data for this line (repeat CAS as necessary)

DTP* payer C's adjudication date for this line

etc.

Unbundling with COB

When unbundling, the original service line detail will be followed by one or more occurrences of the Line Adjudication Information (Loop ID-2430) loop. This loop is repeated once for each unbundled procedure code.

Unbundling Example

The same provider submits a claim for one service line. The billed service procedure code is A, with a submitted charge of \$200.00. The payer unbundled this into two services -- B and C -- each with an allowed amount of \$60.00. There is no deductible or co-insurance amount. Only segments specific to unbundling are included in the following example.

LX*1~ (Loop-2400)

1 = Service line 1

SV1*HC:A*200*UN*1*1~**

HC = HCPCS qualifier

A = HCPCS code

200 = Submitted charge

UN = Units code

1 = Units billed

1 = Diagnosis code pointer

SVD*PAYER ID*60*HC:B1~** (Loop ID-2430)

Payer ID

= ID of the payer who adjudicated this service line

60 = Payer amount paid

HC = HCPCS qualifier

B = Unbundled HCPCS code

1 = Service Units

CAS*CO*45*35~

CO = Contractual obligations qualifier

45 = Adjustment reason -- Charges exceed your contracted/legislated fee arrangement

35 = Amount of adjustment

SVD*PAYER ID*60*HC:C**1~

Payer ID

= ID of the payer who adjudicated this service line

60 = Payer amount paid

HC = HCPCS qualifier

C = Unbundled HCPCS code

1 = Service Units

CAS*CO*45*45~

CO = Contractual obligations qualifier

45 = Adjustment reason -- Charges exceed your contracted/legislated fee arrangement

45 = Amount of adjustment

1.4.1.5 Coordination of Benefits - Medicaid Subrogation

Federal law requires Medicaid agencies to pursue recovery of medical expenditures made on behalf of Medicaid recipients when third party liability is determined to exist. Since Medicaid recipients are required to assign any rights of third party liability to the Medicaid agency, this Implementation Guide provides the ability for willing trading partners to allow direct billing by a Medicaid agency to other health plans. These pay-to-plan claims are identified by the inclusion of Loop ID-2010AC Pay-to Plan Name Loop. Medicaid subrogation claims include the Medicaid agency's own payer claim control number in Loop ID-2300 data element CLM01 rather than the provider's patient control number. The Medicaid paid amount, indicated in Loop ID-2320 data element AMT01, represents the maximum amount of liability the Medicaid agency is requesting to recover by submitting the claim.

The Medicaid agency is identified in Loop ID-2330B (Other Payer Name). Loop ID-2320 and Loop ID-2430 include all required segments to indicate the Medicaid agency's adjudication of the original claim submitted to that agency. Receiving payers are to direct information requests about the claim to the Medicaid agency rather than to the original service provider.

At the time of publication, Medicaid subrogation is not a HIPAA mandated business usage of the ASC X12 837 Health Care Claim, but willing trading partners may use this Implementation Guide for that purpose.

1.4.2 Property and Casualty

To ensure timely processing, specific information needs to be included when submitting bills to Property and Casualty payers (for example, Automobile, Homeowner's, or Workers' Compensation insurers and related entities). Section 3.2 of this Implementation Guide explains these requirements and presents a number of examples.

1.4.3 Data Overview

The data overview introduces the 837 transaction set structure and describes the positioning of business data within the structure. For a review of ASC X12 nomenclature, segments, data elements, hierarchical levels, and looping structure, see Appendix B, *Nomenclature*, and Appendix C, *EDI Control Directory*.

1.4.3.1 Loop Labeling, Sequence, and Use

The 837 transaction uses two naming conventions for loops. Loops are labeled with a descriptive name as well as with a shorthand label. Loop ID-2000A BILLING PROVIDER contains information about the billing provider, pay-to address and pay-to plan. The descriptive name -- BILLING PROVIDER -- informs the user of the overall focus of the loop. The Loop ID is a short-hand name, for example 2000A, that gives, at a glance, the position of the loop within the overall transaction. Loop ID-2010AA BILLING PROVIDER NAME, Loop ID-2010AB PAY-TO ADDRESS NAME, and Loop ID-2010AC PAY-TO PLAN NAME are subloops of Loop ID-2000A. When a loop is used more than once, a letter is appended to its numeric portion to allow the user to distinguish the various iterations of that loop when using the shorthand name of the loop. For example, loop 2000 has three possible iterations: Billing Provider Hierarchical Level (HL), Subscriber HL and Patient HL. These loops are labeled 2000A, 2000B and 2000C respectively. As the 2000 level loops define the hierarchical structure, they are required to be used in the order shown in the implementation guide.

The order of multiple subloops that do not involve hierarchical structure and that do have the same numeric position within the transaction is less important. Such subloops do not need to be sent in the same order in which they appear in this implementation guide. For such subloops in this transaction, the numeric portion of the loop ID does not end in 00. For example, Loop ID-2010 has two possibilities within Loop ID-2000B (Loop ID-2010BA Subscriber Name and Loop ID-2010BB Payer Name). Each of these 2010 loops is at the same numeric position in the transaction. Since they do not specify an HL, it is not necessary to use them in any particular order. However, it is not acceptable to send subloop 2330 before loop 2310 because these are not equivalent subloops.

In a similar manner, if a single loop has multiple iterations (repetitions) of a particular segment, the sequence of those segments within a transaction is not important and is not required to follow the same order in which they appear in this implementation guide. For example, there are many DTP segments in the 2300 loop. It is not required that Initial Treatment Date be sent before Last Seen Date. However, it is required that the DTP segment in the 2300 loop come after the CLM segment because it is carried in a different position within the 2300 loop.

1.4.3.2 Data Use by Business Use

The 837 is divided into two tables. Table 1 contains transaction control information and is described in Section 1.4.3.2.1 - *Table 1 -- Transaction Control Information*. Table 2 contains the detail information for the transaction's business function and is described in Section 1.4.3.2.2 - *Table 2 -- Detail Information*.

1.4.3.2.1 Table 1 -- Transaction Control Information

Table 1 is named the Header level (see Figure 1.3 - *Header Level*). Table 1 identifies the start of a transaction, the specific transaction set, the transaction's business purpose, and the submitter/receiver identification numbers.

Figure 1.3 - Header Level

Table 1 - Header					
POS. #	SEG. ID	NAME	USAGE	REPEAT	LOOP REPEAT
0050	ST	Transaction Set Header	R	1	
0100	BHT	Beginning of Hierarchical Transaction	R	1	
...					

1.4.3.2.1.1 Transaction Set Header (ST) Segment

The Transaction Set Header (ST) segment identifies the transaction set by using 837 as the data value for the transaction set identifier code data element, ST01. The transaction set originator assigns the unique transaction set control number ST02.

Because the 837 is multi-functional, it is important for the receiver to know which business purpose is served. ST03 contains a reference to the specific implementation guide used to create this 837 transaction. This data element differentiates among the Health Care Claim: Professional (005010X222A2), the Health Care Claim: Institutional (005010X223A3), the Health Care Claim: Dental (005010X224A3), and the Health Care Service: Data Reporting (005010X225A2).

1.4.3.2.1.2 Beginning of Hierarchical Transaction (BHT) Segment

The BHT segment indicates that the transaction uses a hierarchical data structure. The data elements within the BHT are used in the following way:

- BHT01 - The Hierarchical Structure Code designates the type of business data within each hierarchical level. The 0019 value used in the claim BHT01 specifies the order of subsequent hierarchical levels to be:
 - Information source (Billing Provider)
 - Subscriber (can be the patient when the patient is the subscriber or is considered to be the subscriber)
 - Dependent (Patient, when the patient is not considered to be the subscriber)
- BHT02 - The transaction purpose code indicates “original” by using data value 00 or “reissue” by using data value 18.
- BHT03 - originator’s reference number; generated by the business application system of the entity building the original transaction.
- BHT04 - date of transaction creation; generated by the business application system of the entity building the original transaction.
- BHT05 - time of transaction creation; generated by the business application system of the entity building the original transaction.
- BHT06 - designates transaction as Subrogation, fee-for-service, or capitated services.

1.4.3.2.2 Table 2 -- Detail Information

Table 2 uses the hierarchical level structure. Each hierarchical level is comprised of a series of loops. Numbers identify the loops. The hierarchical level in Loop ID-2000 identifies the participants and the relationship to other participants. The individual or entity information is contained in Loop ID-2010.

1.4.3.2.2.1 Hierarchical Level (HL) Segments

Section B.1.1.4.3 in Appendix B contains a general description of HL structures. The following describes the HL structure within the claim transaction.

The Billing Provider or Subscriber HLs may contain multiple “child” HLs. A child HL indicates an HL that is nested within (subordinate to) the previous HL. Hierarchical levels may also have a parent HL. A parent HL is the HL that is one level out in the nesting structure. An example follows.

Billing provider HL	Parent HL to the Subscriber HL
Subscriber HL	Parent HL to the Patient HL; Child HL to the Billing Provider HL

Patient HL

Child HL to the Subscriber HL

For the Subscriber HL, the Billing Provider HL is the parent. The Patient HL is the child. The Subscriber HL is contained within the Billing Provider HL. The Patient HL is contained within the Subscriber HL.

1.4.3.2.2.2 Subscriber / Patient Hierarchical Level (HL) Segments

The following information illustrates claim submissions when the patient is the subscriber and when the patient is not the subscriber.

NOTE

Specific claim detail information can be given in either the subscriber or the dependent hierarchical level. Because of this, the claim information is said to “float.” Claim information is positioned in the same hierarchical level that describes its owner-participant, either the subscriber or the patient. In other words, the claim information is placed at the subscriber hierarchical level when the patient is the subscriber or considered to be the subscriber, or it is placed at the patient/dependent hierarchical level when the patient is the dependent of the subscriber and cannot be uniquely identified on their own.

Claim submission when the **patient is the subscriber or is considered to be the subscriber:**

Billing provider (HL03=20)

Subscriber (HL03=22)

Claim level information

Line level information, as needed

Claim/encounter submission when the **patient is not the subscriber:**

Billing provider (HL03=20)

Subscriber (HL03=22)

Patient (HL03=23)

Claim level information

Line level information, as needed

1.4.3.2.2.3 Hierarchical Level (HL) Structural Example

If the billing provider is submitting claims for more than one subscriber, each of whom may or may not have dependents, the HL structure between the transaction set header and trailer (ST-SE) could look like the following:

BILLING PROVIDER

SUBSCRIBER #1 (Patient #1)

Claim level information

Line level information, as needed
SUBSCRIBER #2
 PATIENT #P2.1 (for example, subscriber #2 spouse)
 Claim level information
 Line level information, as needed
 PATIENT #P2.2 (for example, subscriber #2 first child)
 Claim level information
 Line level information, as needed
 PATIENT #P2.3 (for example, subscriber #2 second child)
 Claim level information
 Line level information, as needed
SUBSCRIBER #3 (Patient #3)
 Claim level information
 Line level information, as needed
SUBSCRIBER #4 (Patient #4)
 Claim level information
 Line level information, as needed
SUBSCRIBER #4 (repeated)
 PATIENT #P4.1 (for example, #4 subscriber's first child)
 Claim level information
 Line level information, as needed

Based on the previous example, the HL structure will be as follows:

HL*120*1~ (BILLING PROVIDER)**
 1 = HL sequence number
**** (blank)**
 = there is no parent HL (characteristic of the billing provider HL)
 20 = information source
 1 = there is at least one child HL to this HL

HL*2*1*22*0~ (SUBSCRIBER #1)
 2 = HL sequence number
 1 = parent HL
 22 = subscriber
 0 = no subordinate HLs to this HL (there is no child HL to this HL - claim level data follows)

HL*3*1*22*1~ (SUBSCRIBER #2)
 3 = HL sequence number

- 1 = parent HL
- 22 = subscriber
- 1 = there is at least one child HL to this HL

HL*4*3*23*0~ (PATIENT #P2.1)

- 4 = HL sequence number
- 3 = parent HL
- 23 = dependent
- 0 = no subordinate HLs in this HL (there is no child HL to this HL - data follows)

HL*5*3*23*0~ (PATIENT #P2.2)

- 5 = HL sequence number
- 3 = parent HL
- 23 = dependent
- 0 = no subordinate HLs in this HL (there is no child HL to this HL - claim level data follows)

HL*6*3*23*0~ (PATIENT #P2.3)

- 6 = HL sequence number
- 3 = parent HL
- 23 = dependent
- 0 = no subordinate HLs in this HL (there is no child HL to this HL - claim level data follows)

HL*7*1*22*0~ (SUBSCRIBER AND PATIENT #3)

- 7 = HL sequence number
- 1 = parent HL
- 22 = subscriber
- 0 = no subordinate HLs in this HL (there is no child HL to this HL - claim level data follows)

HL*8*1*22*0~ (SUBSCRIBER AND PATIENT #4)

- 8 = HL sequence number
- 1 = parent HL
- 22 = subscriber
- 0 = no subordinate HLs

HL*9*1*22*1~ (SUBSCRIBER #4)

- 9 = HL sequence number
- 1 = parent HL

- 22 = subscriber
- 1 = there is at least one child HL to this HL

HL*10*9*23*0~ (PATIENT #P4.1)

- 10 = HL sequence number
- 9 = parent HL
- 23 = dependent
- 0 = no subordinate HLs

If another billing provider is listed in the same ST-SE functional group, it could be listed as follows: **HL*100**20*1~**. The HL sequence number of 100 indicates that there are 99 previous HL segments and it is the billing provider level HL (HL03 = 20).

1.4.3.2.2.4 Hierarchical Level (HL) Structural Summary

The following information summarizes coding and structure of the HL segment:

- HL segments are numbered sequentially within a transaction (ST to SE), beginning with 1. The sequential number is found in HL01, which is the first data element in the HL segment. Sequence number must be numeric.
- The second element, HL02, indicates the sequential number of the parent hierarchical level. The billing provider/information source is the highest hierarchical level and therefore has no parent.
- The data value in data element HL03 describes the hierarchical level entity. For example, when HL03 equals 20, the hierarchical level is the billing provider; when HL03 equals 23, the hierarchical level is the dependent (patient).
- Data element HL04 indicates whether or not subordinate hierarchical levels exist. A value of "1" indicates subsequent hierarchical levels. A value of "0" indicates no subordinate hierarchical levels exist for this HL.

1.4.3.2.2.5 Claim Structure

After the HL structure is defined and the Subscriber and/or Patient information is listed, the specific claim information follows:

- Loop ID-2300 contains claim level information.
- Loop ID-2310 identifies various claim specific providers who may have been involved in the health care services being reported in the transaction.
- Loop ID-2320 identifies claim level adjudication information associated with non-destination, other payer information for the purpose of coordination of benefits.
- Loop ID-2330 identifies the subscriber, payer, and provider identifiers associated with the non-destination, other payer.
- Loop ID-2400 is required for all claims and identifies service line information.

- Loop ID-2410 identifies drug and biologics information.
- Loop ID-2420 identifies any service line providers who are different than claim level providers.
- Loop ID-2430 identifies any service line adjudication information from another payer.

1.4.3.2.2.6 Provider Taxonomy Code Reporting

Provider Taxonomy Codes describe provider type, classification, and area of specialization and are maintained by the National Uniform Claims Committee. For use in an 837 claim, the provider determines the code value from the code set (external Code Source 682) that most accurately describes the type and specialty classification under which the provider performed the services reported on the claim. The payer may not dictate the code value to be reported.

1.4.4 Balancing

In order to ensure internal claim integrity, amounts reported in the 837 **MUST** balance at two different levels -- the claim and the service line.

1.4.4.1 Claim Level

There are two different ways the claim information must balance. They are as follows.

1) Claim Charge Amounts

The total claim charge amount reported in Loop ID-2300 CLM02 must balance to the sum of all service line charge amounts reported in Loop ID-2400 SV102.

2) Claim Payment Amounts

Balancing of claim payment information is done payer by payer. For a given payer, the sum of all line level payment amounts (Loop ID-2430 SVD02) less any claim level adjustment amounts (Loop ID-2320 CAS adjustments) must balance to the claim level payment amount (Loop ID-2320 AMT02).

Expressed as a calculation for given payer: {Loop ID-2320 AMT02 payer payment} = {sum of Loop ID-2430 SVD02 payment amounts} minus {sum of Loop ID-2320 CAS adjustment amounts}.

Line Level Payment Amounts

Line level payment information is reported in Loop ID-2430 SVD02. In order to perform the balancing function, the receiver must know which payer the line payment belongs to. This is accomplished using the identifier reported in Loop ID-2430 SVD01. This identifier must match the identifier of the corresponding payer identifier reported in Loop ID-2330B NM109.

Adjustment Calculations

Adjustments are reported in the CAS segments of Loop ID-2320 (claim level) and Loop ID-2430 (line level). In this context, Adjustment Amounts are the sum of CAS03, CAS06, CAS09, CAS12, CAS15, and CAS18. Adjustment amounts within the CAS segment **DECREASE** the payment amount when the adjustment amount is **POSITIVE**, and **INCREASE** the payment amount when the adjustment amount is **NEGATIVE**.

Claim Level Payment Amount

At the claim level, the payer's total claim payment is reported within the Loop ID-2320 Coordination of Benefits (COB) Payer Paid Amount AMT segment with a D qualifier in AMT01. The associated payer is defined within the Loop ID-2330B child loop.

Example:

Claim Charge - 100.00
Claim Payment - 80.00
Claim Adjustment - 5.00

Line 1 Charge - 80.00
Line 1 Payment - 70.00
Line 1 Adjustment - 10.00

Line 2 Charge - 20.00
Line 2 Payment - 15.00
Line 2 Adjustment - 5.00

Claim Payment = (Line 1 Payment + Line 2 Payment) – Claim Adjustment

80.00 = (70.00 + 15.00) - 5.00

1.4.4.2 Service Line

Line Adjudication Information (Loop ID-2430) is reported when the payer identified in Loop ID-2330B has adjudicated the claim and service line payments and/or adjustments have been applied.

Line level balancing occurs independently for each individual Line Adjudication Information loop. In order to balance, the sum of the line level adjustment amounts and line level payments in each Line Adjudication Information loop must balance to the provider's charge for that line (Loop ID-2400 SV102). The Line Adjudication Information loop can repeat up to 25 times for each line item.

The calculation for each 2430 loop is as follows: {sum of Loop ID-2430 CAS Service Line Adjustments} plus {Loop ID-2430 SVD02 Service Line Paid Amount} = {Loop ID-2400 SV102 Line Item Charge Amount}

Example:

Line 1 Charge - 80.00

Line 1 Payment - 70.00

Line 1 Adjustment - 10.00

Line 2 Charge - 20.00

Line 2 Payment - 15.00

Line 2 Adjustment - 5.00

(Line 1 Adjustments) + (Line 1 Payment) = Line Item 1 Charge

10.00 + 70.00 = 80.00

(Line 2 Adjustments) + (Line 2 Payment) = Line Item 2 Charge

5.00 + 15.00 = 20.00

1.4.5 Allowed/Approved Amount Calculation

During the development cycle of this version, one of the guiding principles was to remove all amount fields that can be calculated with other information already present in the claim. This resulted in the elimination of several AMT segments. Included in these, are the Approved and Allowed Amount segments. The workgroup has found these amounts vary in definition depending upon perspective. Although rare, there are times the provider's determination of what the allowed amount is different from the payers. This occurs for many various reasons. However, there has never been a way to recognize when these differences occur. As a result, the authors offer the following guidance as to how these amounts are calculated.

The Allowed amount as determined by the payer is calculated using the prior payer's payment information coupled with adjustment information in the CAS segments. The prior payer payment + the sum total of all patient responsible adjustment amounts = the Allowed amount. The Patient Responsible adjustments are identified by use of the Category Code PR in CAS01.

The Allowed amount as determined by the provider is calculated using the prior payer's payment information coupled with the Remaining Patient Liability AMT segments. The prior payer payment + the Remaining Patient Liability AMT amount = the Allowed amount.

1.5 Business Terminology

This section defines terms used in this implementation guide that are not included in the Data Dictionary Appendix. See the Data Dictionary Appendix for additional terms and definitions.

Bundling

Bundling occurs when a provider submits two or more reported procedure codes and the payer believes that the actual services performed and reported must be paid under only one (possibly different) procedure code.

Claim

For the purposes of this implementation guide, claim is intended to be an all inclusive term to represent both reimbursable claims and encounter reporting.

Dependent

In the hierarchical loop coding, the dependent code 23 indicates the use of the Patient Hierarchical loop (Loop ID-2000C).

Destination Payer

The destination payer is the payer who is specified in the Subscriber/Payer loop (Loop ID-2010BB).

Encounter

Non-reimbursable claim for which the health care encounter information is gathered for reporting. Also thought of as the reporting of a face-to-face encounter between a patient and a provider for which no reimbursement will be made. Often seen in pre-paid capitated financial arrangements in which the provider of services is paid in advance for the patient's health care needs. In some areas called a capitated or zero pay claim.

Inpatient

The determination of what constitutes an Inpatient Claim is defined by the National Uniform Billing Committee code set and documentation. See Section 1.12.6 - *Inpatient and Outpatient Designation* for more information about Inpatient and Outpatient designation.

Outpatient

The determination of what constitutes an Outpatient Claim is defined by the National Uniform Billing Committee code set and documentation. See Section 1.12.6 - *Inpatient and Outpatient Designation* for more information about Inpatient and Outpatient designation.

Pay-To Plan Claims

Pay-to plan claims are payment requests billed by one health plan directly to other health plans. These claims were originally submitted to and paid by the first health plan. An example of a pay-to plan claim is a payment request from a Medicaid agency direct to another health plan that may have liability for the member and services on the claim originally paid by the Medicaid agency.

Patient

The term patient is used in this implementation guide when the Patient loop (Loop ID-2000C) is used. In Loop ID-2000C, the patient is not the same person as the subscriber, and the patient is a person (for example, spouse, children, others) who is covered by the subscriber's insurance plan and does not have a unique member identification number. The person receiving services (in clinical terms, the patient) can be the same person as the subscriber. In that case, all information about that person is carried in the Subscriber loop (Loop ID-2000B).

See Section 1.4.3.2.2.2 - *Subscriber / Patient Hierarchical Level (HL) Segments*, and the notes for the SBR and PAT segments for further details. Every effort has been made to ensure that the meaning of the word patient is clear in its specific context.

Provider

A provider is either a person or organizational entity who has either provided or participated in some aspect of the service(s) described in the transaction. Specific types of providers are identified in this implementation guide (for example billing provider, referring provider). Beginning with the 5010 version, the Billing Provider must be a health care or atypical provider (as described in Section 1.10.1 - *Providers who are Not Eligible for Enumeration*).

Secondary Payer

The term secondary payer indicates any payer who is not the primary payer. The secondary payer may be the secondary, tertiary, or even quaternary payer.

Subscriber

The subscriber is the person whose name is listed in the health insurance policy, or who has a unique member identification number. Other synonymous terms include member and/or insured. In some cases the subscriber is the person receiving services. See the definition of patient, and see Section 1.4.3.2.2.2 - *Subscriber / Patient Hierarchical Level (HL) Segments*, and the notes for the SBR and PAT segments for further details.

Transmission Intermediary

A transmission intermediary is any entity that handles the transaction between the provider (originator of the claim transmission) and the destination payer. The term intermediary is not used to convey a specific Medicare contractor type.

Unbundling

Unbundling occurs when a provider is billing multiple procedure codes for a group of procedures that are covered by a single comprehensive code. In other words, the provider submits one reported procedure code and the payer believes that the actual services performed and reported must be paid under two or more separate (possibly different) procedure codes. Unbundling also occurs when the units of service reported on one service line are broken out to two or more service lines for different reimbursement rates.

1.6 Transaction Acknowledgments

There are several acknowledgment implementation transactions available for use. The IG developers have noted acknowledgment requirements in this section. Other recommendations of acknowledgment transactions may be used at the discretion of the trading partners. A statement that the acknowledgment is not required does not preclude its use between willing trading partners.

1.6.1 997 Functional Acknowledgment

The 997 informs the submitter that the functional group arrived at the destination. It may include information about the syntactical quality of the functional group.

The Functional Acknowledgment (997) transaction is not required as a response to receipt of a batch transaction compliant with this implementation guide.

The Functional Acknowledgment (997) transaction is not required as a response to receipt of a real-time transaction compliant with this implementation guide.

A 997 Implementation Guide is being developed for use by the insurance industry and is expected to be available for use with this version of this Implementation Guide.

1.6.2 999 Implementation Acknowledgment

The 999 informs the submitter that the functional group arrived at the destination. It may include information about the syntactical quality of the functional group and the implementation guide compliance.

The Implementation Acknowledgment (999) transaction is not required as a response to receipt of a batch transaction compliant with this implementation guide.

The Implementation Acknowledgment (999) transaction is not required as a response to receipt of a real-time transaction compliant with this implementation guide.

A 999 Implementation Guide is being developed for use by the insurance industry and is expected to be available for use with this version of this Implementation Guide.

1.6.3 824 Application Advice

The 824 informs the submitter of the results of the receiving application system's data content edits of transaction sets.

The Application Advice (824) transaction is not required as a response to receipt of a batch transaction compliant with this implementation guide.

The Application Advice (824) transaction is not required as a response to receipt of a real-time transaction compliant with this implementation guide.

An 824 Implementation Guide is being developed for use by the insurance industry and is expected to be available for use with this version of this Implementation Guide.

1.6.4 277 Health Care Claim Acknowledgment

The 277 provides an application level acknowledgment of electronic claims. It may include information about the business validity and acceptability of the claims.

The Health Care Claim Acknowledgment (277) transaction is not required as a response to receipt of a batch transaction compliant with this implementation guide.

The Health Care Claim Acknowledgment (277) transaction is not required as a response to receipt of a real-time transaction compliant with this implementation guide.

1.7 Related Transactions

There are one or more transactions related to the transactions described in this implementation guide.

1.7.1 Health Care Claim Payment/Advice (835)

Information in the Health Care Claim Payment/Advice (835) transaction is generated by the payer's adjudication system. However, in a coordination of benefits (COB) situation

where the provider is sending an 837 to a secondary payer, information from the 835 may be included in the secondary 837. As shown in Section 1.4.1.2 - *Crosswalking COB Data Elements*, data from specific segments/elements in the 835 are crosswalked directly into the subsequent 837.

1.8 Trading Partner Agreements

Trading partner agreements are used to establish and document the relationship between trading partners. A trading partner agreement must not override the specifications in this implementation guide if a transmission is reported in GS08 to be a product of this implementation guide.

1.9 HIPAA Role in Implementation Guides

Administrative Simplification provisions of the Health Insurance Portability and Accountability Act of 1996 (PL 104-191 - known as HIPAA) direct the Secretary of Health and Human Services to adopt standards for transactions to enable health information to be exchanged electronically and to adopt specifications for implementing each standard.

This implementation guide has been developed for use as an insurance industry implementation guide. At the time of publication it has not been adopted as a HIPAA standard. Should the Secretary adopt this implementation guide as a standard, the Secretary will establish compliance dates for its use by HIPAA covered entities.

1.10 National Provider Identifier Usage within the HIPAA 837 Transaction

Implementation and use of the National Provider Identifier (NPI) has a direct impact on the generation of 837 transaction sets. Previous versions contained placeholder codes and elements in anticipation of the official Rule. With publication of the final rule and industry input on implementation direction, the authors have identified the following areas for clarification and direction for use within the implementation guide.

- Providers who are not eligible for enumeration
- Implementation migration strategy
- Organization health care provider subpart representation
- Subparts and the billing provider

1.10.1 Providers who are Not Eligible for Enumeration

Atypical providers are service providers that do not meet the definition of health care provider. Examples include taxi drivers, carpenters, personal care providers, etc. Although, they are not eligible to receive an NPI, these providers perform services that are reimbursed by some health plans. As a result, this implementation guide has been enhanced to accommodate both the NPI (to identify health care providers) and proprietary identifiers (to identify atypical/non-health care providers).

1.10.2 Implementation Migration Strategy

The ANSI ASC X12N Health Care Claims workgroup (TG2WG2) anticipates that during the transition period (i.e., the period from May 23, 2005 until the NPI compliance dates), the need to use both the NPI and proprietary identifiers to identify health care providers in the same standard claims transaction will be necessary. The implementation guides for the 837 transaction set have been modified to meet this need.

1.10.3 Organization Health Care Provider Subpart Representation

Historically, there has been no standard representation of organization health care providers. How the health care provider entity has been identified has varied by trading partner. The NPI subpart concept provides an organization health care provider the ability to represent itself in a manner consistent to all trading partners. In the health care claim, there are three possible locations for organization health care provider entities to be reported. They are Billing Provider, Rendering Provider, and Service Location.

Billing Provider. In many instances the Billing Provider is an organization; therefore, the Billing Provider NPI reported would belong to an organization health care provider. The Billing Provider may be an individual only when the services were performed by, and will be paid to, an independent, non-incorporated individual. When an organization health care provider has determined that it has subparts requiring enumeration, that organization health care provider will report the NPI of the subpart as the Billing Provider. The subpart reported as the Billing Provider **MUST** always represent the most detailed level of enumeration as determined by the organization health care provider and **MUST** be the same identifier sent to any trading partner.

NOTE

In published versions prior to 5010, the Billing Provider may have been a variety of entities, including billing services and healthcare clearinghouses. Beginning with

version 5010, the Billing Provider must be a health care or atypical service provider (as described in the section entitled Providers who are Not Eligible for Enumeration).

Rendering Provider or Service Location. An organization health care provider's NPI used to identify the Rendering Provider or the Service Location must be external to the entity identified as the Billing Provider (for example; reference lab). It is not permissible to report an organization health care provider's NPI as the Rendering Provider or the Service Location if the Rendering Provider or Service Location is a subpart of the Billing Provider.

1.10.4 Subparts and the 2010 AA - Billing Provider Name Loop

Beginning on the NPI compliance date(s): When the Billing Provider is an organization health care provider, the NPI of the organization health care provider or its subpart is reported in NM109. When an organization health care provider has determined a need to enumerate subparts, it is required that a subpart's NPI be reported as the Billing Provider. The subpart reported as the Billing Provider **MUST** always represent the most detailed level of enumeration and **MUST** be the same identifier sent to any trading partner. For additional explanation, see Section 1.10.3 - *Organization Health Care Provider Subpart Representation*.

The Billing Provider may be an individual only when the health care provider performing services is an independent, unincorporated entity. In these cases, the Billing Provider is the individual whose Tax Identification Number (TIN) is used for IRS Form 1099 purposes. That individual's NPI is reported in NM109, and the individual's TIN must be reported in the REF segment of Loop ID-2010AA. The individual's NPI must be reported when the individual provider is eligible for an NPI.

Prior to the NPI compliance date, proprietary identifiers necessary for the receiver to identify the Billing Provider entity are to be reported in the REF segment of Loop ID-2010BB Payer Name. The TIN of the Billing Provider, used for IRS Form 1099 purposes, must be reported in the REF segment of Loop ID-2010AA Billing Provider.

When the Billing Provider is an atypical provider, the Billing Provider should be the legal entity. However, willing trading partners may agree upon varying definitions. Proprietary or legacy identifiers necessary for the trading partner to identify the entity are to be reported in the REF segment of Loop ID-2010BB Payer Name. The TIN, used for IRS Form 1099 purposes, must be reported in the REF segment of Loop ID-2010AA Billing Provider.

1.11 Coding of Drugs in the 837 Claim

This section provides guidance on the coding of drug claims under HIPAA as accomplished in the 2400 and 2410 loops. For home infusion therapy care claims that include the drugs, biologics, and nutrition components of the total home infusion therapy encounters, refer to the 837 Health Care Claim: Professional implementation guide.

Regarding format, although National Drug Code (NDC) numbers may have different formats, all may be mapped to the 5-4-2 format used in this implementation guide, for example 12345-6789-01. NDC numbers are to be reported as an 11 character data stream with no separators. In other words, the hyphens are to be suppressed. HCPCS codes are always five characters in length.

1.11.1 Single Drug Billing

An 837 for a single drug will have one 2400 loop with the HCPCS code in SV101-2 and the associated units in SV104. When required by situational rules, the 2410 loop is sent with the NDC number in LIN03 and the associated quantity in CTP04. Loop ID-2410 REF02 contains a prescription number when the drug is provided under prescription.

1.11.2 Compound Drug Billing

An 837 for a multiple ingredient compound will have one 2400 loop for each ingredient with the HCPCS code in SV101-2, the provider's charge for that ingredient in SV102, and the associated units in SV104. When required by situational rules, the 2410 loop is sent with the NDC number in LIN03 with the associated quantity in CTP04. Loop ID-2410 REF02 must have the same prescription number, or the same linkage number if provided without a prescription, for each ingredient of the compound to enable the payer to differentiate and link the ingredients to a single compound.

1.12 Additional Instructions and Considerations

1.12.1 Individuals with one Legal Name

In those situations where an individual has only one legal name, report that name in the last name data element of the NM1 segment, specifically the NM103. The first and middle name data elements for that NM1 segment are then not used. This guideline is true for all loops containing an NM1 segment that may identify an individual.

1.12.2 Rejecting Claims Based on the Inclusion of Situational Data

This implementation guide contains a number of Situational Rules which state the element or segment is required when a payer's adjudication is known to be impacted by that information. These rules must not be construed as allowing the current payer to reject a claim or transaction if the information is submitted but not used by that payer. The condition in these situational rules is based on a known impact to any potential payer's adjudication.

The purpose is to enable proper adjudication for any potential downstream payers as well as allow affected providers to collect and report information consistently for all trading partners when desired. As a result, the submitter is not restricted from sending the information to other payers in addition to the specific payer that has a known adjudication impact.

1.12.3 Multiple REF Segments with the same Qualifier

A repeat of a REF segment within the same loop is not allowed when the qualifier in the REF01 data element is the same. However, there is one important exception to this rule. Within the 837, there are data elements reported in Loop ID-2400 and the various 2420 loops which are payer specific (for example: Referral Number, Prior Authorization Number, Provider Identifiers...). When these pieces of information are reported, the composite data element in REF04 is used to identify the associated payer. In all cases, the reported data belongs to the destination payer when REF04 is not used. When REF04 is used, the value reported in the first component (REF04-1) equals 2U. This qualifier indicates the value reported in the following component (REF04-2) is a payer identifier. This payer identifier "links" to one of the payer identifiers found in Loop ID-2330B NM109.

1.12.4 Provider Tax IDs

For purposes of this implementation, the Billing Provider is the provider or provider organization to which payment is intended to be made. This payment is included in the provider's 1099 reporting. The Employer Identification Number (EIN) or Social Security Number (SSN) for the billing provider is only reported in the Billing Provider Tax Identification REF segment in Loop ID-2010AA Billing Provider. The EIN and SSN qualifiers are not valid in any provider REF segments other than the 2010AA Billing Provider loop. Other reference qualifiers must be used in the REF segments in those loops to provide identifying information, such as "G2" for Provider's Commercial Number.

1.12.5 Claim and Line Redundant Information

This implementation guide supports the reporting of some information at the claim and the service levels to enable the reporting of individual line specific information. The line level usage notes for these pieces of information state “Required when different than that reported at the claim level. If not required by this implementation guide, do not send.” This wording results in the potential for misinterpretation resulting in unintended rigidity. These usage notes, as written with the “do not send” statement, should be applied as establishing the conditions when a submitter must send, and when a submitter is not required to send, the line level information. This “do not send” statement does not establish situations where a receiver is allowed, or is required, to reject a claim. That would be placing an unnecessary burden on the sender. The appropriate action by a receiver is to “ignore, but don’t reject” this redundant claim/line information. If redundant data segments or elements are reported but are not necessary for the receiver within their application, the receiver ignores the information that is not needed. The presence of the unneeded information must not cause the transaction to be rejected.

These usage notes do not permit a receiver to request or require the redundant line level data. Sending the redundant data is strictly at the submitter’s discretion.

An example of this would be Rendering Provider information that is supported in the 2310 and 2420 loops of the Institutional, Professional, and Dental implementation guides. The same Rendering Provider information might be reported at both the claim and line levels. This situation would not alter the payment of that claim nor complicate the adjudication algorithms. Consequently, rejecting any claims because of the presence of this redundant data would unnecessarily burden the provider community and further complicate the claim process.

Other examples exist in the claim implementation guides where the business cases open up the possibility for redundant data to be reported. For all such situations, the principle is to “ignore, but don’t reject”.

1.12.6 Inpatient and Outpatient Designation

The determination of what constitutes an Inpatient or Outpatient claim is defined in the external code set developed by the National Uniform Billing Committee in its Data Specifications Manual (UB Manual) beginning with UB-04. General guidelines are contained in the Type of Bill section of the UB Manual. Inpatient and Outpatient claims are distinguished by Type of Bill and other factors. Certain bill types are designated for inpatient use while others are designated for outpatient reporting. Exceptions to the general rules are documented with reference to the specific data elements affected.

1.12.7 Trading Partner Acknowledgments

The authors of this implementation guide strongly encourage submitters of this transaction to expect and require standard electronic acknowledgments from receivers. The authors encourage receivers to expect and require submitters to have an operational capability to accept and take action on standard electronic acknowledgments.

2 Transaction Set

NOTE

See Appendix B, Nomenclature, to review the transaction set structure, including descriptions of segments, data elements, levels, and loops.

2.1 Presentation Examples

The ASC X12 standards are generic. For example, multiple trading communities use the same PER segment to specify administrative communication contacts. Each community decides which elements to use and which code values in those elements are applicable.

This implementation guide uses a format that depicts both the generalized standard and the insurance industry-specific implementation. In this implementation guide, **IMPLEMENTATION** specifies the requirements for this implementation. **X12 STANDARD** is included as a reference only.

The transaction set presentation is comprised of two main sections with subsections within the main sections:

2.3 Transaction Set Listing

There are two sub-sections under this general title. The first sub-section concerns this implementation of a generic X12 transaction set. The second sub-section concerns the generic X12 standard itself.

IMPLEMENTATION

This section lists the levels, loops, and segments contained in this implementation. It also serves as an index to the segment detail.

STANDARD

This section is included as a reference.

2.4 Segment Detail

There are three sub-sections under this general title. This section repeats once for each segment used in this implementation providing segment specific detail and X12 standard detail.

SEGMENT DETAIL

This section is included as a reference.

DIAGRAM

This section is included as a reference. It provides a pictorial view of the standard and shows which elements are used in this implementation.

ELEMENT DETAIL

This section specifies the implementation details of each data element.

These illustrations (Figures 2.1 through 2.5) are examples and are not extracted from the Section 2 detail in this implementation guide. Annotated illustrations, presented below in the same order they appear in this implementation guide, describe the format of the transaction set that follows.

IMPLEMENTATION

Indicates that this section is the implementation and not the standard

8XX Insurance Transaction Set

Table 1 - Header

PAGE #	POS. #	SEG. ID	NAME	USAGE	REPEAT	LOOP REPEAT
53	0100	ST	Transaction Set Header	R	1	
54	0200	BPR	Financial Information	R	1	
60	0400	TRN	Reassociation Key	R	1	
62	0500	CUR	Non-US Dollars Currency	S	1	
65	0600	REF	Receiver ID	S	1	
66	0600	REF	Version Number	S	1	
68	0700	DTM	Production Date	S	1	
PAYER NAME						1
70	0800	N1	Payer Name	R	1	
72	1000	N3	Payer Address	S	1	
75	1100	N4	Payer City, State, Zip	S	1	
76	1200	REF	Additional Payer Reference Number	S	1	
78	1300	PER	Payer Contact	S	1	
PAYEE NAME						1
79	0800	N1	Payee Name	R	1	
81	1000	N3	Payee Address	S	1	
82	1100	N4	Payee City, State, Zip	S	1	
84	1200	REF	Payee Additional Reference Number	S	>1	

Position Numbers and Segment IDs retain their X12 values

Individual segments and entire loops are repeated

Figure 2.1. Transaction Set Key — Implementation

STANDARD

Indicates that this section is identical to the ASC X12 standard

See *Appendix B.1, ASC X12 Nomenclature* for a complete description of the standard

8XX Insurance Transaction Set

Functional Group ID: **XX**

This Draft Standard for Trial Use contains the format and establishes the data contents of the Insurance Transaction Set (8XX) within the context of the Electronic Data Interchange (EDI) environment.

Table 1 - Header

POS. #	SEG. ID	NAME	REQ. DES.	MAX USE	LOOP REPEAT
0100	ST	Transaction Set Header	M	1	
0200	BPR	Beginning Segment	M	1	
0300	NTE	Note/Special Instruction	O	>1	
0400	TRN	Trace	O	1	

Figure 2.2. Transaction Set Key — Standard

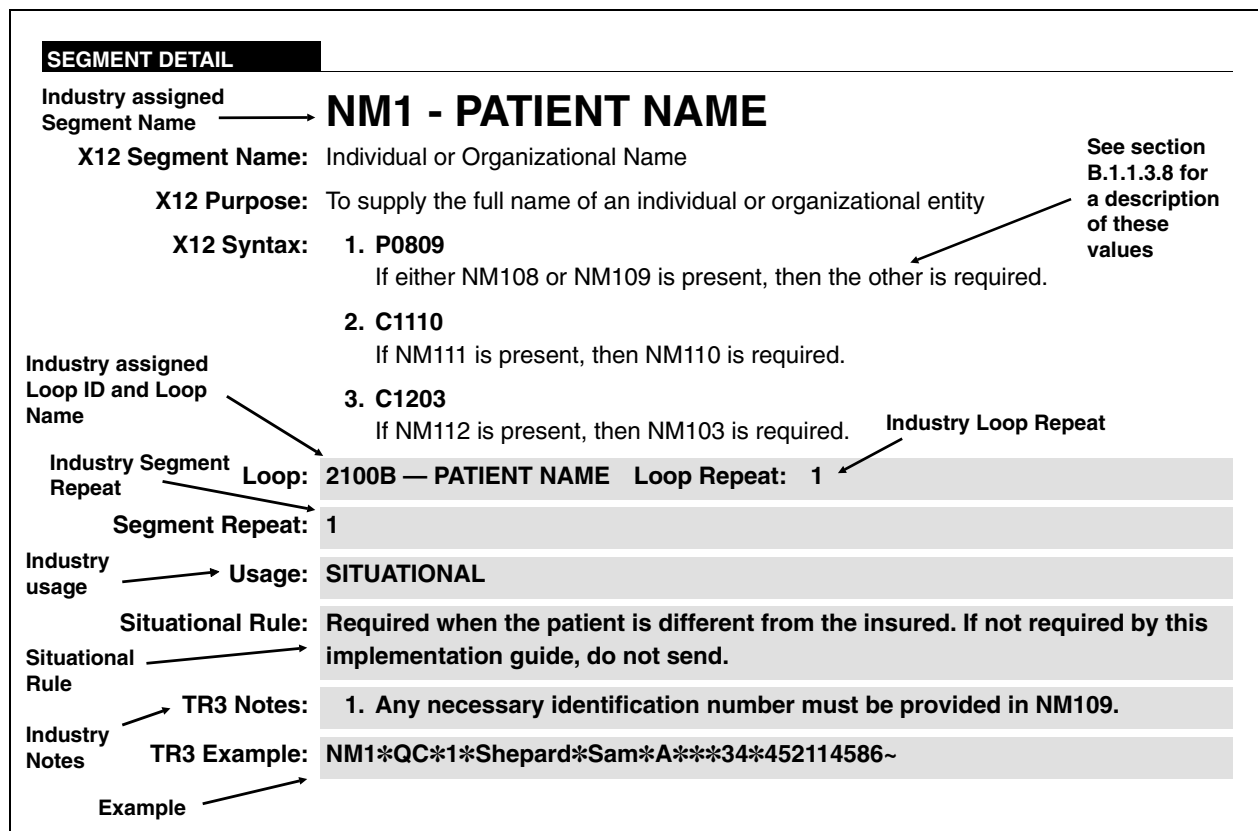


Figure 2.3. Segment Key — Implementation

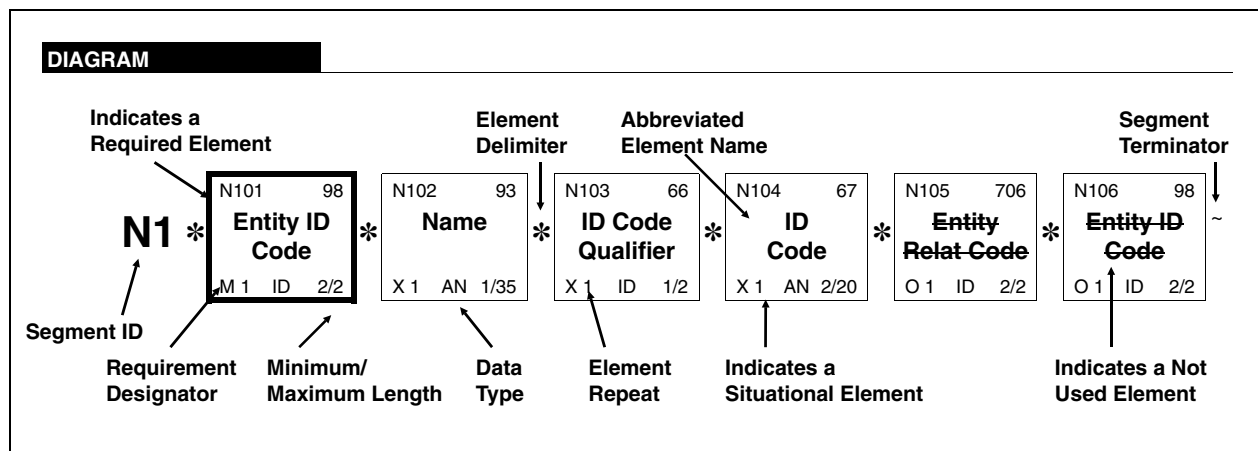


Figure 2.4. Segment Key — Diagram

ELEMENT DETAIL									
USAGE	REF. DES.	DATA ELEMENT	NAME	Element Repeat	ATTRIBUTES				
REQUIRED	SVC01	C003	COMPOSITE MEDICAL PROCEDURE IDENTIFIER	M 1					
Reference Designator			To identify a medical procedure by its standardized codes and applicable modifiers						
Composite Number			Use the Primary Payer's adjudicated Medical Procedure Code.						
REQUIRED	SVC01 - 1	235	Product/Service ID Qualifier	M	ID	2/2			
Industry Usage: See the following page for complete descriptions			Code identifying the type/source of the descriptive number used in Product/Service ID (234)						
Industry Note			IMPLEMENTATION NAME: Product or Service ID Qualifier						
			The value in SVC01-1 qualifies the values in SVC01-2, SVC01-3, SVC01-4, SVC01-5, and SVC01-6.						
			CODE	DEFINITION					
Selected Code Values			AD	American Dental Association Codes					
			HP	CODE SOURCE 135: American Dental Association					
See Appendix A for external code source reference			Health Insurance Prospective Payment System (HIPPS) Skilled Nursing Facility Rate Code						
			CODE SOURCE 716: Health Insurance Prospective Payment System (HIPPS) Rate Code for Skilled Nursing Facilities						
REQUIRED	SVC01 - 2	234	Product/Service ID	M	AN	1/48			
			Identifying number for a product or service						
NOT USED	SVC01 - 3	1339	Procedure Modifier	O	AN	2/2			
NOT USED	SVC01 - 4	1339	Procedure Modifier	O	AN	2/2			
NOT USED	SVC01 - 5	1339	Procedure Modifier	O	AN	2/2			
NOT USED	SVC01 - 6	1339	Procedure Modifier	O	AN	2/2			
NOT USED	SVC01 - 7	352	Description	O	AN	1/80			
REQUIRED	SVC02	782	Monetary Amount	M 1	R	1/18			
Data Element Number			Monetary amount						
			SEMANTIC: SVC02 is the submitted service charge.						
			This value can not be negative.						
NOT USED	SVC03	782	Monetary Amount	O 1	R	1/18			
SITUATIONAL	SVC04	234	Product/Service ID	O 1	AN	1/48			
			Identifying number for a product or service						
X12 Semantic Note			SEMANTIC: SVC04 is the National Uniform Billing Committee Revenue Code.						
Situational Rule			SITUATIONAL RULE: Required when an NUBC revenue code was considered during adjudication in addition to a procedure code already identified in SVC01. If not required by this implementation guide, do not send.						
Implementation Name See Appendix E for definition			IMPLEMENTATION NAME: National Uniform Billing Committee Revenue Code						

Figure 2.5. Segment Key — Element Summary

2.2 Implementation Usage

2.2.1 Industry Usage

Industry Usage describes when loops, segments, and elements are to be sent when complying with this implementation guide. The three choices for Usage are required, not used, and situational. To avoid confusion, these are named differently than the X12 standard Condition Designators (mandatory, optional, and relational).

Required This loop/segment/element must always be sent.

Required segments in Situational loops only occur when the loop is used.

Required elements in Situational segments only occur when the segment is used.

Required component elements in Situational composite elements only occur when the composite element is used.

Not Used This element must never be sent.

Situational Use of this loop/segment/element varies, depending on data content and business context as described in the defining rule. The defining rule is documented in a Situational Rule attached to the item.

There are two forms of Situational Rules.

The first form is “Required when <explicit condition statement>. If not required by this implementation guide, may be provided at the sender’s discretion, but cannot be required by the receiver.” The data qualified by such a situational rule cannot be required or requested by the receiver, transmission of this data is solely at the sender’s discretion.

The alternative form is “Required when <explicit condition statement>. If not required by this implementation guide, do not send.” The data qualified by such a situational rule cannot be sent except as described in the explicit condition statement.

2.2.1.1**Transaction Compliance Related to Industry Usage**

A transmitted transaction complies with an implementation guide when it satisfies the requirements as defined within the implementation guide. The presence or absence of an item (loop, segment, or element) complies with the industry usage specified by this implementation guide according to the following table.

Industry Usage	Business Condition is	Item is	Transaction Complies with Implementation Guide?
Required	N/A	Sent	Yes
		Not Sent	No
Not Used	N/A	Sent	No
		Not Sent	Yes
Situational (Required when <explicit condition statement>. If not required by this implementation guide, may be provided at the sender's discretion, but cannot be required by the receiver.)	True	Sent	Yes
		Not Sent	No
	Not True	Sent	Yes
		Not Sent	Yes
Situational (Required when <explicit condition statement>. If not required by this implementation guide, do not send.)	True	Sent	Yes
		Not Sent	No
	Not True	Sent	No
		Not Sent	Yes

This table specifies how an entity is to evaluate a transmitted transaction for compliance with industry usage. It is not intended to require or imply that the receiver must reject non-compliant transactions. The receiver will handle non-compliant transactions based on its business process and any applicable regulations.

2.2.2**Loops**

Loop requirements depend on the context or location of the loop within the transaction. See Appendix B for more information on loops.

- A nested loop can be used only when the associated higher level loop is used.
- The usage of a loop is the same as the usage of its beginning segment.
 - If a loop's beginning segment is Required, the loop is Required and must occur at least once unless it is nested in a loop that is not being used.
 - If a loop's beginning segment is Situational, the loop is Situational.
- Subsequent segments within a loop can be sent only when the beginning segment is used.
- Required segments in Situational loops occur only when the loop is used.

2.3 Transaction Set Listing

2.3.1 Implementation

This section lists the levels, loops, and segments contained in this implementation. It also serves as an index to the segment detail. Refer to section 2.1 Presentation Examples for detailed information on the components of the Implementation section.

IMPLEMENTATION

837 Health Care Claim**Table 1 - Header**

PAGE #	POS. #	SEG. ID	NAME	USAGE	REPEAT	LOOP REPEAT
70	0050	ST	Transaction Set Header	R	1	
71	0100	BHT	Beginning of Hierarchical Transaction	R	1	
LOOP ID - 1000A SUBMITTER NAME						1
74	0200	NM1	Submitter Name	R	1	
76	0450	PER	Submitter EDI Contact Information	R	2	
LOOP ID - 1000B RECEIVER NAME						1
79	0200	NM1	Receiver Name	R	1	

Table 2 - Billing Provider Detail

PAGE #	POS. #	SEG. ID	NAME	USAGE	REPEAT	LOOP REPEAT
LOOP ID - 2000A BILLING PROVIDER HIERARCHICAL LEVEL						>1
81	0010	HL	Billing Provider Hierarchical Level	R	1	
83	0030	PRV	Billing Provider Specialty Information	S	1	
84	0100	CUR	Foreign Currency Information	S	1	
LOOP ID - 2010AA BILLING PROVIDER NAME						1
87	0150	NM1	Billing Provider Name	R	1	
91	0250	N3	Billing Provider Address	R	1	
92	0300	N4	Billing Provider City, State, ZIP Code	R	1	
94	0350	REF	Billing Provider Tax Identification	R	1	
96	0350	REF	Billing Provider UPIN/License Information	S	2	
98	0400	PER	Billing Provider Contact Information	S	2	

Table 2 - Pay-to Address Detail

PAGE #	POS. #	SEG. ID	NAME	USAGE	REPEAT	LOOP REPEAT
LOOP ID - 2010AB PAY-TO ADDRESS NAME						1
101	0150	NM1	Pay-to Address Name	S	1	
103	0250	N3	Pay-to Address - ADDRESS	R	1	
104	0300	N4	Pay-To Address City, State, ZIP Code	R	1	
LOOP ID - 2010AC PAY-TO PLAN NAME						1
106	0150	NM1	Pay-To Plan Name	S	1	

108	0250	N3	Pay-to Plan Address	R	1
109	0300	N4	Pay-To Plan City, State, ZIP Code	R	1
111	0350	REF	Pay-to Plan Secondary Identification	S	1
113	0350	REF	Pay-To Plan Tax Identification Number	R	1

Table 2 - Subscriber Detail

PAGE #	POS. #	SEG. ID	NAME	USAGE	REPEAT	LOOP REPEAT
LOOP ID - 2000B SUBSCRIBER HIERARCHICAL LEVEL						>1
114	0010	HL	Subscriber Hierarchical Level	R	1	
116	0050	SBR	Subscriber Information	R	1	
119	0070	PAT	Patient Information	S	1	
LOOP ID - 2010BA SUBSCRIBER NAME						1
121	0150	NM1	Subscriber Name	R	1	
124	0250	N3	Subscriber Address	S	1	
125	0300	N4	Subscriber City, State, ZIP Code	S	1	
127	0320	DMG	Subscriber Demographic Information	S	1	
129	0350	REF	Subscriber Secondary Identification	S	1	
130	0350	REF	Property and Casualty Claim Number	S	1	
131	0400	PER	Property and Casualty Subscriber Contact Information	S	1	
LOOP ID - 2010BB PAYER NAME						1
133	0150	NM1	Payer Name	R	1	
135	0250	N3	Payer Address	S	1	
136	0300	N4	Payer City, State, ZIP Code	S	1	
138	0350	REF	Payer Secondary Identification	S	3	
140	0350	REF	Billing Provider Secondary Identification	S	2	

Table 2 - Patient Detail

PAGE #	POS. #	SEG. ID	NAME	USAGE	REPEAT	LOOP REPEAT
LOOP ID - 2000C PATIENT HIERARCHICAL LEVEL						>1
142	0010	HL	Patient Hierarchical Level	S	1	
144	0070	PAT	Patient Information	R	1	
LOOP ID - 2010CA PATIENT NAME						1
147	0150	NM1	Patient Name	R	1	
149	0250	N3	Patient Address	R	1	
150	0300	N4	Patient City, State, ZIP Code	R	1	
152	0320	DMG	Patient Demographic Information	R	1	
154	0350	REF	Property and Casualty Claim Number	S	1	
155	0350	REF	Property and Casualty Patient Identifier	S	1	
157	0400	PER	Property and Casualty Patient Contact Information	S	1	
LOOP ID - 2300 CLAIM INFORMATION						100
159	1300	CLM	Claim Information	R	1	
166	1350	DTP	Date - Onset of Current Illness or Symptom	S	1	
167	1350	DTP	Date - Initial Treatment Date	S	1	
168	1350	DTP	Date - Last Seen Date	S	1	
169	1350	DTP	Date - Acute Manifestation	S	1	
170	1350	DTP	Date - Accident	S	1	
171	1350	DTP	Date - Last Menstrual Period	S	1	
172	1350	DTP	Date - Last X-ray Date	S	1	

005010X222 & 005010X222A1/A2 • 837

173	1350	DTP	Date - Hearing and Vision Prescription Date	S	1
174	1350	DTP	Date - Disability Dates	S	1
176	1350	DTP	Date - Last Worked	S	1
177	1350	DTP	Date - Authorized Return to Work	S	1
178	1350	DTP	Date - Admission	S	1
179	1350	DTP	Date - Discharge	S	1
180	1350	DTP	Date - Assumed and Relinquished Care Dates	S	2
182	1350	DTP	Date - Property and Casualty Date of First Contact	S	1
183	1350	DTP	Date - Repricer Received Date	S	1
184	1550	PWK	Claim Supplemental Information	S	10
188	1600	CN1	Contract Information	S	1
190	1750	AMT	Patient Amount Paid	S	1
191	1800	REF	Service Authorization Exception Code	S	1
193	1800	REF	Mandatory Medicare (Section 4081) Crossover Indicator	S	1
194	1800	REF	Mammography Certification Number	S	1
195	1800	REF	Referral Number	S	1
196	1800	REF	Prior Authorization	S	1
198	1800	REF	Payer Claim Control Number	S	1
199	1800	REF	Clinical Laboratory Improvement Amendment (CLIA) Number	S	1
201	1800	REF	Repriced Claim Number	S	1
202	1800	REF	Adjusted Repriced Claim Number	S	1
203	1800	REF	Investigational Device Exemption Number	S	1
204	1800	REF	Claim Identifier For Transmission Intermediaries	S	1
206	1800	REF	Medical Record Number	S	1
207	1800	REF	Demonstration Project Identifier	S	1
208	1800	REF	Care Plan Oversight	S	1
209	1850	K3	File Information	S	10
211	1900	NTE	Claim Note	S	1
213	1950	CR1	Ambulance Transport Information	S	1
216	2000	CR2	Spinal Manipulation Service Information	S	1
218	2200	CRC	Ambulance Certification	S	3
221	2200	CRC	Patient Condition Information: Vision	S	3
223	2200	CRC	Homebound Indicator	S	1
225	2200	CRC	EPSDT Referral	S	1
228	2310	HI	Health Care Diagnosis Code	R	1
241	2310	HI	Anesthesia Related Procedure	S	1
244	2310	HI	Condition Information	S	2
254	2410	HCP	Claim Pricing/Repricing Information	S	1
LOOP ID - 2310A REFERRING PROVIDER NAME					2
259	2500	NM1	Referring Provider Name	S	1
262	2710	REF	Referring Provider Secondary Identification	S	3
LOOP ID - 2310B RENDERING PROVIDER NAME					1
264	2500	NM1	Rendering Provider Name	S	1
267	2550	PRV	Rendering Provider Specialty Information	S	1
269	2710	REF	Rendering Provider Secondary Identification	S	4
LOOP ID - 2310C SERVICE FACILITY LOCATION NAME					1
271	2500	NM1	Service Facility Location Name	S	1
274	2650	N3	Service Facility Location Address	R	1
275	2700	N4	Service Facility Location City, State, ZIP Code	R	1
277	2710	REF	Service Facility Location Secondary Identification	S	3
279	2750	PER	Service Facility Contact Information	S	1
LOOP ID - 2310D SUPERVISING PROVIDER NAME					1
282	2500	NM1	Supervising Provider Name	S	1

285	2710	REF	Supervising Provider Secondary Identification	S	4
LOOP ID - 2310E AMBULANCE PICK-UP LOCATION					1
287	2500	NM1	Ambulance Pick-up Location	S	1
289	2650	N3	Ambulance Pick-up Location Address	R	1
290	2700	N4	Ambulance Pick-up Location City, State, ZIP Code	R	1
LOOP ID - 2310F AMBULANCE DROP-OFF LOCATION					1
292	2500	NM1	Ambulance Drop-off Location	S	1
294	2650	N3	Ambulance Drop-off Location Address	R	1
295	2700	N4	Ambulance Drop-off Location City, State, ZIP Code	R	1
LOOP ID - 2320 OTHER SUBSCRIBER INFORMATION					10
297	2900	SBR	Other Subscriber Information	S	1
301	2950	CAS	Claim Level Adjustments	S	5
307	3000	AMT	Coordination of Benefits (COB) Payer Paid Amount	S	1
308	3000	AMT	Coordination of Benefits (COB) Total Non-Covered Amount	S	1
309	3000	AMT	Remaining Patient Liability	S	1
310	3100	OI	Other Insurance Coverage Information	R	1
312	3200	MOA	Outpatient Adjudication Information	S	1
LOOP ID - 2330A OTHER SUBSCRIBER NAME					1
315	3250	NM1	Other Subscriber Name	R	1
318	3320	N3	Other Subscriber Address	S	1
319	3400	N4	Other Subscriber City, State, ZIP Code	S	1
321	3550	REF	Other Subscriber Secondary Identification	S	1
LOOP ID - 2330B OTHER PAYER NAME					1
322	3250	NM1	Other Payer Name	R	1
324	3320	N3	Other Payer Address	S	1
325	3400	N4	Other Payer City, State, ZIP Code	S	1
327	3450	DTP	Claim Check or Remittance Date	S	1
328	3550	REF	Other Payer Secondary Identifier	S	2
330	3550	REF	Other Payer Prior Authorization Number	S	1
331	3550	REF	Other Payer Referral Number	S	1
332	3550	REF	Other Payer Claim Adjustment Indicator	S	1
333	3550	REF	Other Payer Claim Control Number	S	1
LOOP ID - 2330C OTHER PAYER REFERRING PROVIDER					2
334	3250	NM1	Other Payer Referring Provider	S	1
336	3550	REF	Other Payer Referring Provider Secondary Identification	R	3
LOOP ID - 2330D OTHER PAYER RENDERING PROVIDER					1
338	3250	NM1	Other Payer Rendering Provider	S	1
340	3550	REF	Other Payer Rendering Provider Secondary Identification	R	3
LOOP ID - 2330E OTHER PAYER SERVICE FACILITY LOCATION					1
342	3250	NM1	Other Payer Service Facility Location	S	1
344	3550	REF	Other Payer Service Facility Location Secondary Identification	R	3
LOOP ID - 2330F OTHER PAYER SUPERVISING PROVIDER					1
345	3250	NM1	Other Payer Supervising Provider	S	1
347	3550	REF	Other Payer Supervising Provider Secondary Identification	R	3
LOOP ID - 2330G OTHER PAYER BILLING PROVIDER					1
349	3250	NM1	Other Payer Billing Provider	S	1
351	3550	REF	Other Payer Billing Provider Secondary Identification	R	2

LOOP ID - 2400 SERVICE LINE NUMBER					50
352	3650	LX	Service Line Number	R	1
353	3700	SV1	Professional Service	R	1
361	4000	SV5	Durable Medical Equipment Service	S	1
364	4200	PWK	Line Supplemental Information	S	10
368	4200	PWK	Durable Medical Equipment Certificate of Medical Necessity Indicator	S	1
370	4250	CR1	Ambulance Transport Information	S	1
373	4350	CR3	Durable Medical Equipment Certification	S	1
375	4500	CRC	Ambulance Certification	S	3
378	4500	CRC	Hospice Employee Indicator	S	1
380	4500	CRC	Condition Indicator/Durable Medical Equipment	S	1
382	4550	DTP	Date - Service Date	R	1
384	4550	DTP	Date - Prescription Date	S	1
385	4550	DTP	DATE - Certification Revision/Recertification Date	S	1
386	4550	DTP	Date - Begin Therapy Date	S	1
387	4550	DTP	Date - Last Certification Date	S	1
388	4550	DTP	Date - Last Seen Date	S	1
389	4550	DTP	Date - Test Date	S	2
390	4550	DTP	Date - Shipped Date	S	1
391	4550	DTP	Date - Last X-ray Date	S	1
392	4550	DTP	Date - Initial Treatment Date	S	1
393	4600	QTY	Ambulance Patient Count	S	1
394	4600	QTY	Obstetric Anesthesia Additional Units	S	1
395	4620	MEA	Test Result	S	5
397	4650	CN1	Contract Information	S	1
399	4700	REF	Repriced Line Item Reference Number	S	1
400	4700	REF	Adjusted Repriced Line Item Reference Number	S	1
401	4700	REF	Prior Authorization	S	5
403	4700	REF	Line Item Control Number	S	1
405	4700	REF	Mammography Certification Number	S	1
406	4700	REF	Clinical Laboratory Improvement Amendment (CLIA) Number	S	1
407	4700	REF	Referring Clinical Laboratory Improvement Amendment (CLIA) Facility Identification	S	1
408	4700	REF	Immunization Batch Number	S	1
409	4700	REF	Referral Number	S	5
411	4750	AMT	Sales Tax Amount	S	1
412	4750	AMT	Postage Claimed Amount	S	1
413	4800	K3	File Information	S	10
415	4850	NTE	Line Note	S	1
416	4850	NTE	Third Party Organization Notes	S	1
417	4880	PS1	Purchased Service Information	S	1
418	4920	HCP	Line Pricing/Repricing Information	S	1
LOOP ID - 2410 DRUG IDENTIFICATION					1
425	4930	LIN	Drug Identification	S	1
429	4940	CTP	Drug Quantity	R	1
431	4950	REF	Prescription or Compound Drug Association Number	S	1
LOOP ID - 2420A RENDERING PROVIDER NAME					1
433	5000	NM1	Rendering Provider Name	S	1
436	5050	PRV	Rendering Provider Specialty Information	S	1
437	5250	REF	Rendering Provider Secondary Identification	S	20
LOOP ID - 2420B PURCHASED SERVICE PROVIDER NAME					1
439	5000	NM1	Purchased Service Provider Name	S	1
442	5250	REF	Purchased Service Provider Secondary Identification	S	20

LOOP ID - 2420C SERVICE FACILITY LOCATION NAME				1
444	5000	NM1	Service Facility Location Name	S 1
447	5140	N3	Service Facility Location Address	R 1
448	5200	N4	Service Facility Location City, State, ZIP Code	R 1
450	5250	REF	Service Facility Location Secondary Identification	S 3
LOOP ID - 2420D SUPERVISING PROVIDER NAME				1
452	5000	NM1	Supervising Provider Name	S 1
455	5250	REF	Supervising Provider Secondary Identification	S 20
LOOP ID - 2420E ORDERING PROVIDER NAME				1
457	5000	NM1	Ordering Provider Name	S 1
460	5140	N3	Ordering Provider Address	S 1
461	5200	N4	Ordering Provider City, State, ZIP Code	S 1
463	5250	REF	Ordering Provider Secondary Identification	S 20
465	5300	PER	Ordering Provider Contact Information	S 1
LOOP ID - 2420F REFERRING PROVIDER NAME				2
468	5000	NM1	Referring Provider Name	S 1
471	5250	REF	Referring Provider Secondary Identification	S 20
LOOP ID - 2420G AMBULANCE PICK-UP LOCATION				1
473	5000	NM1	Ambulance Pick-up Location	S 1
475	5140	N3	Ambulance Pick-up Location Address	R 1
476	5200	N4	Ambulance Pick-up Location City, State, ZIP Code	R 1
LOOP ID - 2420H AMBULANCE DROP-OFF LOCATION				1
478	5000	NM1	Ambulance Drop-off Location	S 1
480	5140	N3	Ambulance Drop-off Location Address	R 1
481	5200	N4	Ambulance Drop-off Location City, State, ZIP Code	R 1
LOOP ID - 2430 LINE ADJUDICATION INFORMATION				15
483	5400	SVD	Line Adjudication Information	S 1
487	5450	CAS	Line Adjustment	S 5
493	5500	DTP	Line Check or Remittance Date	R 1
494	5505	AMT	Remaining Patient Liability	S 1
LOOP ID - 2440 FORM IDENTIFICATION CODE				>1
495	5510	LQ	Form Identification Code	S 1
497	5520	FRM	Supporting Documentation	R 99
499	5550	SE	Transaction Set Trailer	R 1

2.3.2 X12 Standard

This section is included as a reference. The implementation guide reference clarifies actual usage. Refer to section 2.1 Presentation Examples for detailed information on the components of the X12 Standard section.

STANDARD

837 Health Care Claim

Functional Group ID: **HC**

This X12 Transaction Set contains the format and establishes the data contents of the Health Care Claim Transaction Set (837) for use within the context of an Electronic Data Interchange (EDI) environment. This transaction set can be used to submit health care claim billing information, encounter information, or both, from providers of health care services to payers, either directly or via intermediary billers and claims clearinghouses. It can also be used to transmit health care claims and billing payment information between payers with different payment responsibilities where coordination of benefits is required or between payers and regulatory agencies to monitor the rendering, billing, and/or payment of health care services within a specific health care/insurance industry segment.

For purposes of this standard, providers of health care products or services may include entities such as physicians, hospitals and other medical facilities or suppliers, dentists, and pharmacies, and entities providing medical information to meet regulatory requirements. The payer refers to a third party entity that pays claims or administers the insurance product or benefit or both. For example, a payer may be an insurance company, health maintenance organization (HMO), preferred provider organization (PPO), government agency (Medicare, Medicaid, Civilian Health and Medical Program of the Uniformed Services (CHAMPUS), etc.) or an entity such as a third party administrator (TPA) or third party organization (TPO) that may be contracted by one of those groups. A regulatory agency is an entity responsible, by law or rule, for administering and monitoring a statutory benefits program or a specific health care/insurance industry segment.

Table 1 - Header

POS. #	SEG. ID	NAME	REQ. DES.	MAX USE	LOOP REPEAT
0050	ST	Transaction Set Header	M	1	
0100	BHT	Beginning of Hierarchical Transaction	M	1	
0150	REF	Reference Information	O	3	
LOOP ID - 1000					10
0200	NM1	Individual or Organizational Name	O	1	
0250	N2	Additional Name Information	O	2	
0300	N3	Party Location	O	2	
0350	N4	Geographic Location	O	1	
0400	REF	Reference Information	O	2	
0450	PER	Administrative Communications Contact	O	2	

Table 2 - Detail

POS. #	SEG. ID	NAME	REQ. DES.	MAX USE	LOOP REPEAT
LOOP ID - 2000					>1
0010	HL	Hierarchical Level	M	1	
0030	PRV	Provider Information	O	1	
0050	SBR	Subscriber Information	O	1	
0070	PAT	Patient Information	O	1	
0090	DTP	Date or Time or Period	O	5	
0100	CUR	Currency	O	1	
LOOP ID - 2010					10
0150	NM1	Individual or Organizational Name	O	1	
0200	N2	Additional Name Information	O	2	

005010X222 & 005010X222A1/A2 • 837

0250	N3	Party Location	O	2	
0300	N4	Geographic Location	O	1	
0320	DMG	Demographic Information	O	1	
0350	REF	Reference Information	O	20	
0400	PER	Administrative Communications Contact	O	2	
LOOP ID - 2300				100	
1300	CLM	Health Claim	O	1	
1350	DTP	Date or Time or Period	O	150	
1400	CL1	Claim Codes	O	1	
1450	DN1	Orthodontic Information	O	1	
1500	DN2	Tooth Summary	O	35	
1550	PWK	Paperwork	O	10	
1600	CN1	Contract Information	O	1	
1650	DSB	Disability Information	O	1	
1700	UR	Peer Review Organization or Utilization Review	O	1	
1750	AMT	Monetary Amount Information	O	40	
1800	REF	Reference Information	O	30	
1850	K3	File Information	O	10	
1900	NTE	Note/Special Instruction	O	20	
1950	CR1	Ambulance Certification	O	1	
2000	CR2	Chiropractic Certification	O	1	
2050	CR3	Durable Medical Equipment Certification	O	1	
2100	CR4	Enteral or Parenteral Therapy Certification	O	3	
2150	CR5	Oxygen Therapy Certification	O	1	
2160	CR6	Home Health Care Certification	O	1	
2190	CR8	Pacemaker Certification	O	9	
2200	CRC	Conditions Indicator	O	100	
2310	HI	Health Care Information Codes	O	25	
2400	QTY	Quantity Information	O	10	
2410	HCP	Health Care Pricing	O	1	
LOOP ID - 2305				6	
2420	CR7	Home Health Treatment Plan Certification	O	1	
2430	HSD	Health Care Services Delivery	O	12	
LOOP ID - 2310				9	
2500	NM1	Individual or Organizational Name	O	1	
2550	PRV	Provider Information	O	1	
2600	N2	Additional Name Information	O	2	
2650	N3	Party Location	O	2	
2700	N4	Geographic Location	O	1	
2710	REF	Reference Information	O	20	
2750	PER	Administrative Communications Contact	O	2	
LOOP ID - 2320				10	
2900	SBR	Subscriber Information	O	1	
2950	CAS	Claims Adjustment	O	99	
3000	AMT	Monetary Amount Information	O	15	
3050	DMG	Demographic Information	O	1	
3100	OI	Other Health Insurance Information	O	1	
3150	MIA	Medicare Inpatient Adjudication	O	1	
3200	MOA	Medicare Outpatient Adjudication	O	1	
LOOP ID - 2330				10	
3250	NM1	Individual or Organizational Name	O	1	
3300	N2	Additional Name Information	O	2	
3320	N3	Party Location	O	2	
3400	N4	Geographic Location	O	1	
3450	PER	Administrative Communications Contact	O	2	

3500	DTP	Date or Time or Period	O	9	
3550	REF	Reference Information	O	>1	
LOOP ID - 2400					>1
3650	LX	Transaction Set Line Number	O	1	
3700	SV1	Professional Service	O	1	
3750	SV2	Institutional Service	O	1	
3800	SV3	Dental Service	O	1	
3820	TOO	Tooth Identification	O	32	
3850	SV4	Drug Service	O	1	
4000	SV5	Durable Medical Equipment Service	O	1	
4050	SV6	Anesthesia Service	O	1	
4100	SV7	Drug Adjudication	O	1	
4150	HI	Health Care Information Codes	O	25	
4200	PWK	Paperwork	O	10	
4250	CR1	Ambulance Certification	O	1	
4300	CR2	Chiropractic Certification	O	5	
4350	CR3	Durable Medical Equipment Certification	O	1	
4400	CR4	Enteral or Parenteral Therapy Certification	O	3	
4450	CR5	Oxygen Therapy Certification	O	1	
4500	CRC	Conditions Indicator	O	3	
4550	DTP	Date or Time or Period	O	15	
4600	QTY	Quantity Information	O	5	
4620	MEA	Measurements	O	20	
4650	CN1	Contract Information	O	1	
4700	REF	Reference Information	O	30	
4750	AMT	Monetary Amount Information	O	15	
4800	K3	File Information	O	10	
4850	NTE	Note/Special Instruction	O	10	
4880	PS1	Purchase Service	O	1	
4900	IMM	Immunization Status	O	>1	
4910	HSD	Health Care Services Delivery	O	1	
4920	HCP	Health Care Pricing	O	1	
LOOP ID - 2410					>1
4930	LIN	Item Identification	O	1	
4940	CTP	Pricing Information	O	1	
4950	REF	Reference Information	O	1	
LOOP ID - 2420					10
5000	NM1	Individual or Organizational Name	O	1	
5050	PRV	Provider Information	O	1	
5100	N2	Additional Name Information	O	2	
5140	N3	Party Location	O	2	
5200	N4	Geographic Location	O	1	
5250	REF	Reference Information	O	20	
5300	PER	Administrative Communications Contact	O	2	
LOOP ID - 2430					>1
5400	SVD	Service Line Adjudication	O	1	
5450	CAS	Claims Adjustment	O	99	
5500	DTP	Date or Time or Period	O	9	
5505	AMT	Monetary Amount Information	O	20	
LOOP ID - 2440					>1
5510	LQ	Industry Code Identification	O	1	
5520	FRM	Supporting Documentation	M	99	
5550	SE	Transaction Set Trailer	M	1	

NOTES:

- 1/0200** Loop 1000 contains submitter and receiver information. If any intermediary receivers change or add data in any way, then they add an occurrence to the loop as a form of identification. The added loop occurrence must be the last occurrence of the loop.
- 2/0150** Loop 2010 contains information about entities that apply to all claims in loop 2300. For example, these entities may include billing provider, pay-to provider, insurer, primary administrator, contract holder, or claimant.
- 2/1950** The CR1 through CR5 and CRC certification segments appear on both the claim level and the service line level because certifications can be submitted for all services on a claim or for individual services. Certification information at the claim level applies to all service lines of the claim, unless overridden by certification information at the service line level.
- 2/2500** Loop 2310 contains information about the rendering, referring, or attending provider.
- 2/2900** Loop 2320 contains insurance information about: paying and other Insurance Carriers for that Subscriber, Subscriber of the Other Insurance Carriers, School or Employer Information for that Subscriber.
- 2/3250** Segments NM1-N4 contain name and address information of the insurance carriers referenced in loop 2320.
- 2/3650** Loop 2400 contains Service Line information.
- 2/4250** The CR1 through CR5 and CRC certification segments appear on both the claim level and the service line level because certifications can be submitted for all services on a claim or for individual services. Certification information at the claim level applies to all service lines of the claim, unless overridden by certification information at the service line level.
- 2/4930** Loop 2410 contains compound drug components, quantities and prices.
- 2/5000** Loop 2420 contains information about the rendering, referring, or attending provider on a service line level. These segments override the information in the claim - level segments if the entity identifier codes in each NM1 segment are the same.
- 2/5400** SVD01 identifies the payer which adjudicated the corresponding service line and must match DE 67 in the NM109 position 325 for the payer.
- 2/5510** Loop 2440 provides certificate of medical necessity information for the procedure identified in SV101 in position 2/3700.
- 2/5520** FRM segment provides question numbers and responses for the questions on the medical necessity information form identified in LQ position 551.

2.4 837 Segment Detail


This section specifies the segments, data elements, and codes for this implementation. Refer to section 2.1 Presentation Examples for detailed information on the components of the Segment Detail section.

SEGMENT DETAIL

ST - TRANSACTION SET HEADER

X12 Segment Name: Transaction Set Header**X12 Purpose:** To indicate the start of a transaction set and to assign a control number**Segment Repeat:** 1**Usage:** REQUIRED**TR3 Example:** ST*837*987654*005010X222A2~

DIAGRAM



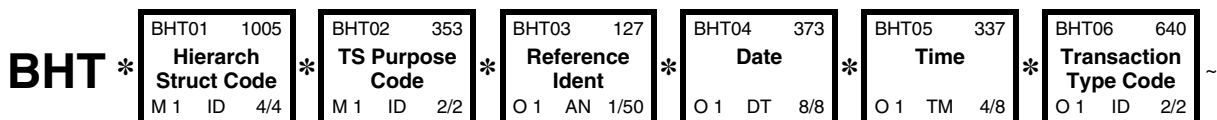
ELEMENT DETAIL

USAGE	REF. DES.	DATA ELEMENT	NAME	ATTRIBUTES						
REQUIRED	ST01	143	Transaction Set Identifier Code Code uniquely identifying a Transaction Set SEMANTIC: The transaction set identifier (ST01) is used by the translation routines of the interchange partners to select the appropriate transaction set definition (e.g., 810 selects the Invoice Transaction Set).	M 1	ID	3/3				
			<table><tr><th>CODE</th><th>DEFINITION</th></tr><tr><td>837</td><td>Health Care Claim</td></tr></table>	CODE	DEFINITION	837	Health Care Claim			
CODE	DEFINITION									
837	Health Care Claim									
REQUIRED	ST02	329	Transaction Set Control Number Identifying control number that must be unique within the transaction set functional group assigned by the originator for a transaction set The Transaction Set Control Number in ST02 and SE02 must be identical. The number must be unique within a specific interchange (ISA-IEA), but can repeat in other interchanges.	M 1	AN	4/9				
REQUIRED	ST03	1705	Implementation Convention Reference Reference assigned to identify Implementation Convention SEMANTIC: The implementation convention reference (ST03) is used by the translation routines of the interchange partners to select the appropriate implementation convention to match the transaction set definition. When used, this implementation convention reference takes precedence over the implementation reference specified in the GS08. IMPLEMENTATION NAME: Implementation Guide Version Name This element must be populated with the guide identifier named in Section 1.2. This field contains the same value as GS08. Some translator products strip off the ISA and GS segments prior to application (ST-SE) processing. Providing the information from the GS08 at this level will ensure that the appropriate application mapping is used at translation time.	O 1	AN	1/35				

SEGMENT DETAIL

BHT - BEGINNING OF HIERARCHICAL TRANSACTION**X12 Segment Name:** Beginning of Hierarchical Transaction**X12 Purpose:** To define the business hierarchical structure of the transaction set and identify the business application purpose and reference data, i.e., number, date, and time**Segment Repeat:** 1**Usage:** REQUIRED**TR3 Notes:** 1. The second example denotes the case where the entire transaction set contains ENCOUNTERS.**TR3 Example:** BHT*0019*00*0123*20040618*0932*CH~**TR3 Example:** BHT*0019*00*44445*20040213*0345*RP~

DIAGRAM



ELEMENT DETAIL

USAGE	REF. DES.	DATA ELEMENT	NAME	ATTRIBUTES
REQUIRED	BHT01	1005	Hierarchical Structure Code Code indicating the hierarchical application structure of a transaction set that utilizes the HL segment to define the structure of the transaction set	M 1 ID 4/4
			0019 Information Source, Subscriber, Dependent	
REQUIRED	BHT02	353	Transaction Set Purpose Code Code identifying purpose of transaction set	M 1 ID 2/2
			BHT02 is intended to convey the electronic transmission status of the 837 batch contained in this ST-SE envelope. The terms "original" and "reissue" refer to the electronic transmission status of the 837 batch, not the billing status.	
			00 Original Original transmissions are transmissions which have never been sent to the receiver.	
			18 Reissue If a transmission was disrupted and the receiver requests a retransmission, the sender uses "Reissue" to indicate the transmission has been previously sent.	

REQUIRED	BHT03	127	Reference Identification Reference information as defined for a particular Transaction Set or as specified by the Reference Identification Qualifier SEMANTIC: BHT03 is the number assigned by the originator to identify the transaction within the originator's business application system. IMPLEMENTATION NAME: Originator Application Transaction Identifier The inventory file number of the transmission assigned by the submitter's system. This number operates as a batch control number. This field is limited to 30 characters.	O 1 AN 1/50						
REQUIRED	BHT04	373	Date Date expressed as CCYYMMDD where CC represents the first two digits of the calendar year SEMANTIC: BHT04 is the date the transaction was created within the business application system. IMPLEMENTATION NAME: Transaction Set Creation Date This is the date that the original submitter created the claim file from their business application system.	O 1 DT 8/8						
REQUIRED	BHT05	337	Time Time expressed in 24-hour clock time as follows: HHMM, or HHMMSS, or HHMMSSD, or HHMMSSDD, where H = hours (00-23), M = minutes (00-59), S = integer seconds (00-59) and DD = decimal seconds; decimal seconds are expressed as follows: D = tenths (0-9) and DD = hundredths (00-99) SEMANTIC: BHT05 is the time the transaction was created within the business application system. IMPLEMENTATION NAME: Transaction Set Creation Time This is the time that the original submitter created the claim file from their business application system.	O 1 TM 4/8						
REQUIRED	BHT06	640	Transaction Type Code Code specifying the type of transaction IMPLEMENTATION NAME: Claim or Encounter Identifier <table><tr><th>CODE</th><th>DEFINITION</th></tr><tr><td>31</td><td>Subrogation Demand The subrogation demand code is only for use by state Medicaid agencies performing post payment recovery claiming with willing trading partners. <i>NOTE: At the time of this writing, Subrogation Demand is not a HIPAA mandated use of the 837 transaction.</i></td></tr><tr><td>CH</td><td>Chargeable Use CH when the transaction contains only fee for service claims or claims with at least one chargeable line item. If it is not clear whether a transaction contains claims or capitated encounters, or if the transaction contains a mix of claims and capitated encounters, use CH.</td></tr></table>	CODE	DEFINITION	31	Subrogation Demand The subrogation demand code is only for use by state Medicaid agencies performing post payment recovery claiming with willing trading partners. <i>NOTE: At the time of this writing, Subrogation Demand is not a HIPAA mandated use of the 837 transaction.</i>	CH	Chargeable Use CH when the transaction contains only fee for service claims or claims with at least one chargeable line item. If it is not clear whether a transaction contains claims or capitated encounters, or if the transaction contains a mix of claims and capitated encounters, use CH.	O 1 ID 2/2
CODE	DEFINITION									
31	Subrogation Demand The subrogation demand code is only for use by state Medicaid agencies performing post payment recovery claiming with willing trading partners. <i>NOTE: At the time of this writing, Subrogation Demand is not a HIPAA mandated use of the 837 transaction.</i>									
CH	Chargeable Use CH when the transaction contains only fee for service claims or claims with at least one chargeable line item. If it is not clear whether a transaction contains claims or capitated encounters, or if the transaction contains a mix of claims and capitated encounters, use CH.									

RP

Reporting

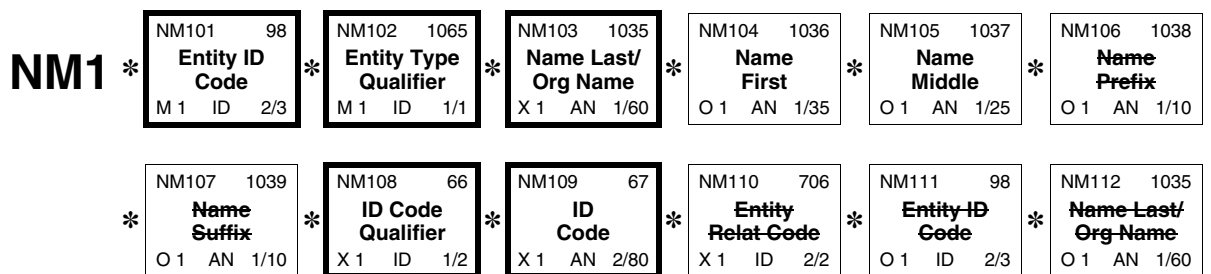
Use RP when the entire ST-SE envelope contains only capitated encounters.
Use RP when the transaction is being sent to an entity (usually not a payer or a normal provider payer transmission intermediary) for purposes other than adjudication of a claim. Such an entity could be a state health data agency which is using the 837 for health data reporting purposes.

SEGMENT DETAIL

NM1 - SUBMITTER NAME

X12 Segment Name: Individual or Organizational Name**X12 Purpose:** To supply the full name of an individual or organizational entity**X12 Set Notes:** 1. Loop 1000 contains submitter and receiver information. If any intermediary receivers change or add data in any way, then they add an occurrence to the loop as a form of identification. The added loop occurrence must be the last occurrence of the loop.**X12 Syntax:** 1. **P0809**
If either NM108 or NM109 is present, then the other is required.
2. **C1110**
If NM111 is present, then NM110 is required.
3. **C1203**
If NM112 is present, then NM103 is required.**Loop:** 1000A — SUBMITTER NAME **Loop Repeat:** 1**Segment Repeat:** 1**Usage:** REQUIRED**TR3 Notes:** 1. The submitter is the entity responsible for the creation and formatting of this transaction.**TR3 Example:** NM1*41*2*ABC SUBMITTER*****46*999999999~

DIAGRAM



ELEMENT DETAIL

USAGE	REF. DES.	DATA ELEMENT	NAME	ATTRIBUTES
REQUIRED	NM101	98	Entity Identifier Code Code identifying an organizational entity, a physical location, property or an individual	M 1 ID 2/3
			CODE	DEFINITION
			41	Submitter

REQUIRED	NM102	1065	Entity Type Qualifier Code qualifying the type of entity SEMANTIC: NM102 qualifies NM103.	M 1	ID	1/1
			CODE	DEFINITION		
			1	Person		
			2	Non-Person Entity		
REQUIRED	NM103	1035	Name Last or Organization Name Individual last name or organizational name SYNTAX: C1203	X 1	AN	1/60
			IMPLEMENTATION NAME: Submitter Last or Organization Name			
SITUATIONAL	NM104	1036	Name First Individual first name SITUATIONAL RULE: <i>Required when NM102 = 1 (person) and the person has a first name. If not required by this implementation guide, do not send.</i>	O 1	AN	1/35
			IMPLEMENTATION NAME: Submitter First Name			
SITUATIONAL	NM105	1037	Name Middle Individual middle name or initial SITUATIONAL RULE: <i>Required when NM102 = 1 (person) and the middle name or initial of the person is needed to identify the individual. If not required by this implementation guide, do not send.</i>	O 1	AN	1/25
			IMPLEMENTATION NAME: Submitter Middle Name or Initial			
NOT USED	NM106	1038	Name Prefix	O 1	AN	1/10
NOT USED	NM107	1039	Name Suffix	O 1	AN	1/10
REQUIRED	NM108	66	Identification Code Qualifier Code designating the system/method of code structure used for Identification Code (67) SYNTAX: P0809	X 1	ID	1/2
			CODE	DEFINITION		
			46	Electronic Transmitter Identification Number (ETIN)		
			Established by trading partner agreement			
REQUIRED	NM109	67	Identification Code Code identifying a party or other code SYNTAX: P0809	X 1	AN	2/80
			IMPLEMENTATION NAME: Submitter Identifier			
NOT USED	NM110	706	Entity Relationship Code	X 1	ID	2/2
NOT USED	NM111	98	Entity Identifier Code	O 1	ID	2/3
NOT USED	NM112	1035	Name Last or Organization Name	O 1	AN	1/60

SEGMENT DETAIL

**PER - SUBMITTER EDI CONTACT
INFORMATION****X12 Segment Name:** Administrative Communications Contact**X12 Purpose:** To identify a person or office to whom administrative communications should be directed**X12 Syntax:** 1. **P0304**

If either PER03 or PER04 is present, then the other is required.

2. **P0506**

If either PER05 or PER06 is present, then the other is required.

3. **P0708**

If either PER07 or PER08 is present, then the other is required.

Loop: 1000A — SUBMITTER NAME**Segment Repeat:** 2**Usage:** REQUIRED

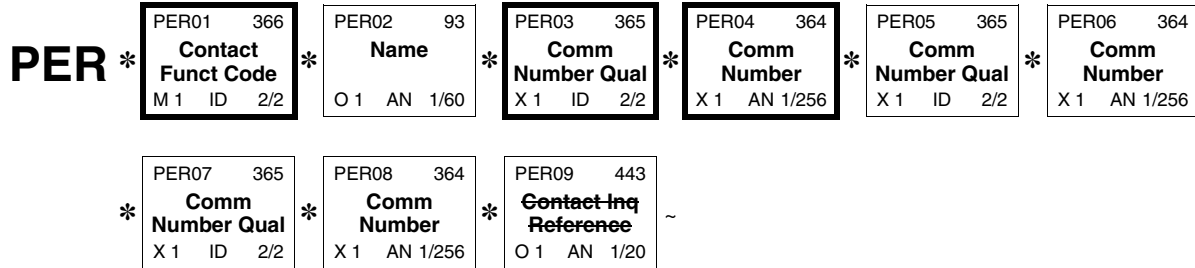
TR3 Notes: 1. When the communication number represents a telephone number in the United States and other countries using the North American Dialing Plan (for voice, data, fax, etc.), the communication number must always include the area code and phone number using the format AAABBBCCCC where AAA is the area code, BBB is the telephone number prefix, and CCCC is the telephone number. Therefore, the following telephone number (555) 555-1234 would be represented as 5555551234. Do not submit long distance access numbers, such as “1”, in the telephone number. Telephone extensions, when applicable, must be submitted in the next element immediately following the telephone number. When submitting telephone extensions, only submit the numeric extension. Do not include data that indicates an extension, such as “ext” or “x-”.

2. The contact information in this segment identifies the person in the submitter organization who deals with data transmission issues. If data transmission problems arise, this is the person to contact in the submitter organization.

3. There are 2 repetitions of the PER segment to allow for six possible combinations of communication numbers including extensions.

TR3 Example: PER*IC*JOHN SMITH*TE*5555551234*EX*123~

DIAGRAM



ELEMENT DETAIL

USAGE	REF. DES.	DATA ELEMENT	NAME	ATTRIBUTES
REQUIRED	PER01	366	Contact Function Code	M 1 ID 2/2 Code identifying the major duty or responsibility of the person or group named
			CODE	DEFINITION
			IC	Information Contact
SITUATIONAL	PER02	93	Name	O 1 AN 1/60 Free-form name
			SITUATIONAL RULE: <i>Required when the contact name is different than the name contained in the Submitter Name (NM1) segment of this loop AND it is the first iteration of the Submitter EDI Contact Information (PER) segment. If not required by this implementation guide, do not send.</i>	
			IMPLEMENTATION NAME: Submitter Contact Name	
REQUIRED	PER03	365	Communication Number Qualifier	X 1 ID 2/2 Code identifying the type of communication number
			SYNTAX: P0304	
			CODE	DEFINITION
			EM	Electronic Mail
			FX	Facsimile
			TE	Telephone
REQUIRED	PER04	364	Communication Number	X 1 AN 1/256 Complete communications number including country or area code when applicable
			SYNTAX: P0304	
SITUATIONAL	PER05	365	Communication Number Qualifier	X 1 ID 2/2 Code identifying the type of communication number
			SYNTAX: P0506	
			SITUATIONAL RULE: <i>Required when this information is deemed necessary by the submitter. If not required by this implementation guide, do not send.</i>	
			CODE	DEFINITION
			EM	Electronic Mail

			EX	Telephone Extension			
			FX	Facsimile			
			TE	Telephone			
SITUATIONAL	PER06	364	Communication Number		X 1	AN	1/256
			Complete communications number including country or area code when applicable				
			SYNTAX: P0506				
			SITUATIONAL RULE: <i>Required when this information is deemed necessary by the submitter. If not required by this implementation guide, do not send.</i>				
SITUATIONAL	PER07	365	Communication Number Qualifier		X 1	ID	2/2
			Code identifying the type of communication number				
			SYNTAX: P0708				
			SITUATIONAL RULE: <i>Required when this information is deemed necessary by the submitter. If not required by this implementation guide, do not send.</i>				
			CODE	DEFINITION			
			EM	Electronic Mail			
			EX	Telephone Extension			
			FX	Facsimile			
			TE	Telephone			
SITUATIONAL	PER08	364	Communication Number		X 1	AN	1/256
			Complete communications number including country or area code when applicable				
			SYNTAX: P0708				
			SITUATIONAL RULE: <i>Required when this information is deemed necessary by the submitter. If not required by this implementation guide, do not send.</i>				
NOT USED	PER09	443	Contact Inquiry Reference		O 1	AN	1/20

SEGMENT DETAIL

NM1 - RECEIVER NAME

X12 Segment Name: Individual or Organizational Name

X12 Purpose: To supply the full name of an individual or organizational entity

X12 Set Notes: 1. Loop 1000 contains submitter and receiver information. If any intermediary receivers change or add data in any way, then they add an occurrence to the loop as a form of identification. The added loop occurrence must be the last occurrence of the loop.

X12 Syntax: 1. **P0809**
If either NM108 or NM109 is present, then the other is required.

2. **C1110**
If NM111 is present, then NM110 is required.

3. **C1203**
If NM112 is present, then NM103 is required.

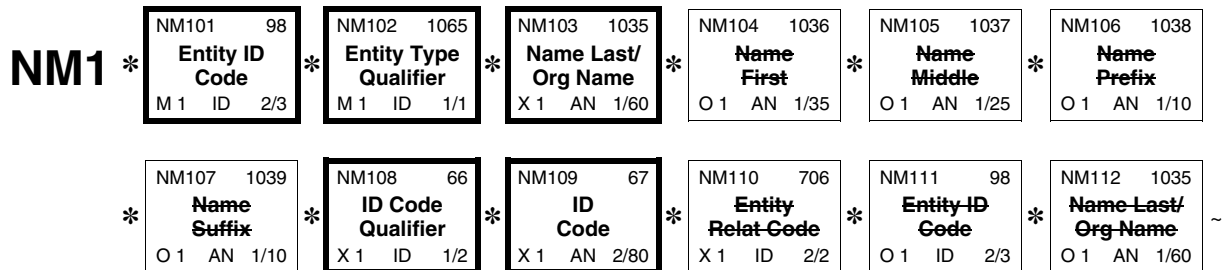
Loop: 1000B — RECEIVER NAME **Loop Repeat:** 1

Segment Repeat: 1

Usage: REQUIRED

TR3 Example: NM1*40*2*XYZ RECEIVER*****46*111222333~

DIAGRAM



ELEMENT DETAIL

USAGE	REF. DES.	DATA ELEMENT	NAME	ATTRIBUTES
REQUIRED	NM101	98	Entity Identifier Code Code identifying an organizational entity, a physical location, property or an individual	M 1 ID 2/3
			40 Receiver	
REQUIRED	NM102	1065	Entity Type Qualifier Code qualifying the type of entity SEMANTIC: NM102 qualifies NM103.	M 1 ID 1/1
			2 Non-Person Entity	

REQUIRED	NM103	1035	Name Last or Organization Name Individual last name or organizational name SYNTAX: C1203	X 1	AN	1/60				
IMPLEMENTATION NAME: Receiver Name										
NOT USED	NM104	1036	Name First	O 1	AN	1/35				
NOT USED	NM105	1037	Name Middle	O 1	AN	1/25				
NOT USED	NM106	1038	Name Prefix	O 1	AN	1/10				
NOT USED	NM107	1039	Name Suffix	O 1	AN	1/10				
REQUIRED	NM108	66	Identification Code Qualifier Code designating the system/method of code structure used for Identification Code (67) SYNTAX: P0809	X 1	ID	1/2				
			<table><tr><th>CODE</th><th>DEFINITION</th></tr><tr><td>46</td><td>Electronic Transmitter Identification Number (ETIN)</td></tr></table>	CODE	DEFINITION	46	Electronic Transmitter Identification Number (ETIN)			
CODE	DEFINITION									
46	Electronic Transmitter Identification Number (ETIN)									
REQUIRED	NM109	67	Identification Code Code identifying a party or other code SYNTAX: P0809	X 1	AN	2/80				
IMPLEMENTATION NAME: Receiver Primary Identifier										
NOT USED	NM110	706	Entity Relationship Code	X 1	ID	2/2				
NOT USED	NM111	98	Entity Identifier Code	O 1	ID	2/3				
NOT USED	NM112	1035	Name Last or Organization Name	O 1	AN	1/60				

SEGMENT DETAIL

HL - BILLING PROVIDER HIERARCHICAL LEVEL

X12 Segment Name: Hierarchical Level

X12 Purpose: To identify dependencies among and the content of hierarchically related groups of data segments

X12 Comments: 1. The HL segment is used to identify levels of detail information using a hierarchical structure, such as relating line-item data to shipment data, and packaging data to line-item data.

2. The HL segment defines a top-down/left-right ordered structure.

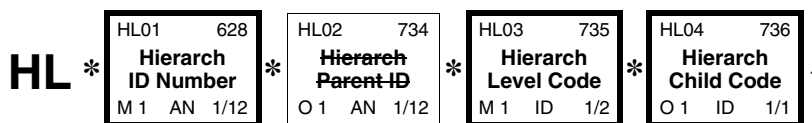
Loop: 2000A — BILLING PROVIDER HIERARCHICAL LEVEL **Loop Repeat:** >1

Segment Repeat: 1

Usage: REQUIRED

TR3 Example: HL*1**20*1~

DIAGRAM



ELEMENT DETAIL

USAGE	REF. DES.	DATA ELEMENT	NAME	ATTRIBUTES
REQUIRED	HL01	628	Hierarchical ID Number A unique number assigned by the sender to identify a particular data segment in a hierarchical structure COMMENT: HL01 shall contain a unique alphanumeric number for each occurrence of the HL segment in the transaction set. For example, HL01 could be used to indicate the number of occurrences of the HL segment, in which case the value of HL01 would be "1" for the initial HL segment and would be incremented by one in each subsequent HL segment within the transaction. The first HL01 within each ST-SE envelope must begin with "1", and be incremented by one each time an HL is used in the transaction. Only numeric values are allowed in HL01.	M 1 AN 1/12
NOT USED	HL02	734	Hierarchical Parent ID Number	O 1 AN 1/12
REQUIRED	HL03	735	Hierarchical Level Code Code defining the characteristic of a level in a hierarchical structure COMMENT: HL03 indicates the context of the series of segments following the current HL segment up to the next occurrence of an HL segment in the transaction. For example, HL03 is used to indicate that subsequent segments in the HL loop form a logical grouping of data referring to shipment, order, or item-level information.	M 1 ID 1/2
		CODE	DEFINITION	
		20	Information Source	

REQUIRED	HL04	736	Hierarchical Child Code	O 1	ID	1/1
			Code indicating if there are hierarchical child data segments subordinate to the level being described			
			COMMENT: HL04 indicates whether or not there are subordinate (or child) HL segments related to the current HL segment.			
			CODE	DEFINITION		
			1	Additional Subordinate HL Data Segment in This Hierarchical Structure.		

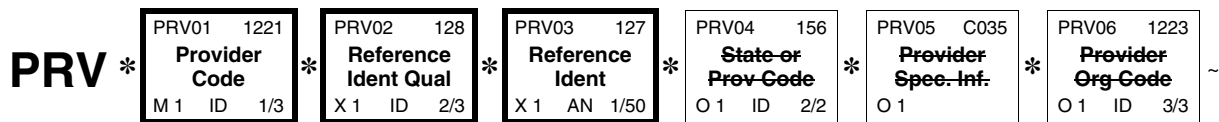
SEGMENT DETAIL

PRV - BILLING PROVIDER SPECIALTY
INFORMATION**X12 Segment Name:** Provider Information**X12 Purpose:** To specify the identifying characteristics of a provider**X12 Syntax:** 1. P0203

If either PRV02 or PRV03 is present, then the other is required.

Loop: 2000A — BILLING PROVIDER HIERARCHICAL LEVEL**Segment Repeat:** 1**Usage:** SITUATIONAL**Situational Rule:** Required when the payer's adjudication is known to be impacted by the provider taxonomy code.
If not required by this implementation guide, do not send.**TR3 Example:** PRV*BI*PXC*207Q00000X~

DIAGRAM



ELEMENT DETAIL

USAGE	REF. DES.	DATA ELEMENT	NAME	ATTRIBUTES
REQUIRED	PRV01	1221	Provider Code Code identifying the type of provider	M 1 ID 1/3
			CODE	DEFINITION
			BI	Billing
REQUIRED	PRV02	128	Reference Identification Qualifier Code qualifying the Reference Identification	X 1 ID 2/3
			SYNTAX: P0203	
			CODE	DEFINITION
			PXC	Health Care Provider Taxonomy Code
			CODE SOURCE 682: Health Care Provider Taxonomy	
REQUIRED	PRV03	127	Reference Identification Reference information as defined for a particular Transaction Set or as specified by the Reference Identification Qualifier	X 1 AN 1/50
			SYNTAX: P0203	
			IMPLEMENTATION NAME: Provider Taxonomy Code	
NOT USED	PRV04	156	State or Province Code	O 1 ID 2/2
NOT USED	PRV05	C035	PROVIDER SPECIALTY INFORMATION	O 1
NOT USED	PRV06	1223	Provider Organization Code	O 1 ID 3/3

SEGMENT DETAIL

CUR - FOREIGN CURRENCY INFORMATION

X12 Segment Name: Currency

X12 Purpose: To specify the currency (dollars, pounds, francs, etc.) used in a transaction

X12 Syntax: 1. **C0807**

If CUR08 is present, then CUR07 is required.

2. **C0907**

If CUR09 is present, then CUR07 is required.

3. **L101112**

If CUR10 is present, then at least one of CUR11 or CUR12 are required.

4. **C1110**

If CUR11 is present, then CUR10 is required.

5. **C1210**

If CUR12 is present, then CUR10 is required.

6. **L131415**

If CUR13 is present, then at least one of CUR14 or CUR15 are required.

7. **C1413**

If CUR14 is present, then CUR13 is required.

8. **C1513**

If CUR15 is present, then CUR13 is required.

9. **L161718**

If CUR16 is present, then at least one of CUR17 or CUR18 are required.

10. **C1716**

If CUR17 is present, then CUR16 is required.

11. **C1816**

If CUR18 is present, then CUR16 is required.

12. **L192021**

If CUR19 is present, then at least one of CUR20 or CUR21 are required.

13. **C2019**

If CUR20 is present, then CUR19 is required.

14. **C2119**

If CUR21 is present, then CUR19 is required.

X12 Comments: 1. See Figures Appendix for examples detailing the use of the CUR segment.

Loop: 2000A — BILLING PROVIDER HIERARCHICAL LEVEL

Segment Repeat: 1

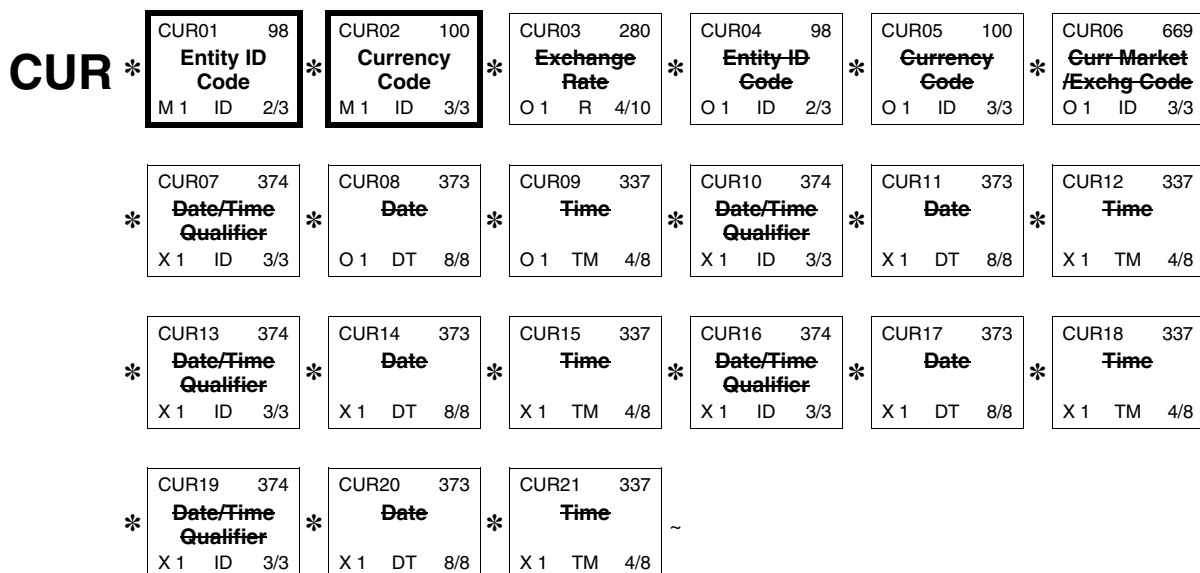
Usage: SITUATIONAL

Situational Rule: Required when the amounts represented in this transaction are currencies other than the United States dollar. If not required by this implementation guide, do not send.

TR3 Notes: 1. It is **REQUIRED** that all amounts reported within the transaction are of the currency named in this segment. If this segment is not used, then it is required that all amounts in this transaction be expressed in US dollars.

TR3 Example: CUR*85*CAD~

DIAGRAM



ELEMENT DETAIL

USAGE	REF. DES.	DATA ELEMENT	NAME	ATTRIBUTES
REQUIRED	CUR01	98	Entity Identifier Code Code identifying an organizational entity, a physical location, property or an individual	M 1 ID 2/3
			CODE	DEFINITION
		85	Billing Provider	
REQUIRED	CUR02	100	Currency Code Code (Standard ISO) for country in whose currency the charges are specified CODE SOURCE 5: Countries, Currencies and Funds	M 1 ID 3/3
			The submitter must use the Currency Code, not the Country Code, for this element. For example the Currency Code CAD = Canadian dollars would be valid, while CA = Canada would be invalid.	
NOT USED	CUR03	280	Exchange Rate	O 1 R 4/10
NOT USED	CUR04	98	Entity Identifier Code	O 1 ID 2/3
NOT USED	CUR05	100	Currency Code	O 1 ID 3/3
NOT USED	CUR06	669	Currency Market/Exchange Code	O 1 ID 3/3
NOT USED	CUR07	374	Date/Time Qualifier	X 1 ID 3/3
NOT USED	CUR08	373	Date	O 1 DT 8/8

NOT USED	CUR09	337	Time	O 1	TM	4/8
NOT USED	CUR10	374	Date/Time Qualifier	X 1	ID	3/3
NOT USED	CUR11	373	Date	X 1	DT	8/8
NOT USED	CUR12	337	Time	X 1	TM	4/8
NOT USED	CUR13	374	Date/Time Qualifier	X 1	ID	3/3
NOT USED	CUR14	373	Date	X 1	DT	8/8
NOT USED	CUR15	337	Time	X 1	TM	4/8
NOT USED	CUR16	374	Date/Time Qualifier	X 1	ID	3/3
NOT USED	CUR17	373	Date	X 1	DT	8/8
NOT USED	CUR18	337	Time	X 1	TM	4/8
NOT USED	CUR19	374	Date/Time Qualifier	X 1	ID	3/3
NOT USED	CUR20	373	Date	X 1	DT	8/8
NOT USED	CUR21	337	Time	X 1	TM	4/8

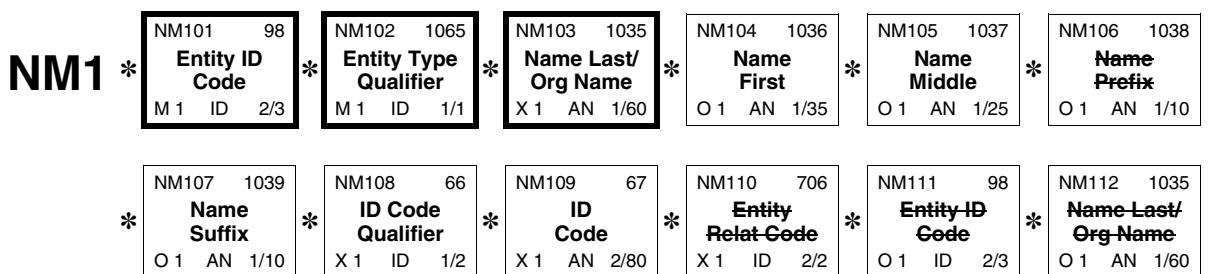
SEGMENT DETAIL

NM1 - BILLING PROVIDER NAME**X12 Segment Name:** Individual or Organizational Name**X12 Purpose:** To supply the full name of an individual or organizational entity**X12 Set Notes:** 1. Loop 2010 contains information about entities that apply to all claims in loop 2300. For example, these entities may include billing provider, pay-to provider, insurer, primary administrator, contract holder, or claimant.**X12 Syntax:** 1. **P0809**
If either NM108 or NM109 is present, then the other is required.2. **C1110**
If NM111 is present, then NM110 is required.3. **C1203**
If NM112 is present, then NM103 is required.**Loop:** 2010AA — BILLING PROVIDER NAME **Loop Repeat:** 1**Segment Repeat:** 1**Usage:** REQUIRED**TR3 Notes:** 1. **Beginning on the NPI compliance date: When the Billing Provider is an organization health care provider, the organization health care provider's NPI or its subpart's NPI is reported in NM109. When a health care provider organization has determined that it needs to enumerate its subparts, it will report the NPI of a subpart as the Billing Provider. The subpart reported as the Billing Provider MUST always represent the most detailed level of enumeration as determined by the organization health care provider and MUST be the same identifier sent to any trading partner. For additional explanation, see section 1.10.3 Organization Health Care Provider Subpart Presentation.**2. **Prior to the NPI compliance date, proprietary identifiers necessary for the receiver to identify the Billing Provider entity are to be reported in the REF segment of Loop ID-2010BB.**3. **The Taxpayer Identifying Number (TIN) of the Billing Provider to be used for 1099 purposes must be reported in the REF segment of this loop.**4. **The Billing Provider may be an individual only when the health care provider performing services is an independent, unincorporated entity. In these cases, the Billing Provider is the individual whose social security number is used for 1099 purposes. That individual's NPI is reported in NM109, and the individual's Tax Identification Number must be reported in the REF segment of this loop. The individual's NPI must be reported when the individual provider is eligible for an NPI. See section 1.10.1 (Providers who are Not Eligible for Enumeration).**

5. When the individual or the organization is not a health care provider and, thus, not eligible to receive an NPI (For example, personal care services, carpenters, etc), the Billing Provider should be the legal entity. However, willing trading partners may agree upon varying definitions. Proprietary identifiers necessary for the receiver to identify the entity are to be reported in the Loop ID-2010BB REF, Billing Provider Secondary Identification segment. The TIN to be used for 1099 purposes must be reported in the REF (Tax Identification Number) segment of this loop.

TR3 Example: NM1*85*2*ABC Group Practice*****XX*1234567890~

DIAGRAM



ELEMENT DETAIL

USAGE	REF. DES.	DATA ELEMENT	NAME	ATTRIBUTES						
REQUIRED	NM101	98	Entity Identifier Code Code identifying an organizational entity, a physical location, property or an individual	M 1 ID 2/3						
			<table><tr><th>CODE</th><th>DEFINITION</th></tr><tr><td>85</td><td>Billing Provider</td></tr></table>	CODE	DEFINITION	85	Billing Provider			
CODE	DEFINITION									
85	Billing Provider									
REQUIRED	NM102	1065	Entity Type Qualifier Code qualifying the type of entity SEMANTIC: NM102 qualifies NM103.	M 1 ID 1/1						
			<table><tr><th>CODE</th><th>DEFINITION</th></tr><tr><td>1</td><td>Person</td></tr><tr><td>2</td><td>Non-Person Entity</td></tr></table>	CODE	DEFINITION	1	Person	2	Non-Person Entity	
CODE	DEFINITION									
1	Person									
2	Non-Person Entity									
REQUIRED	NM103	1035	Name Last or Organization Name Individual last name or organizational name SYNTAX: C1203 IMPLEMENTATION NAME: Billing Provider Last or Organizational Name	X 1 AN 1/60						
SITUATIONAL	NM104	1036	Name First Individual first name SITUATIONAL RULE: <i>Required when NM102 = 1 (person) and the person has a first name. If not required by this implementation guide, do not send.</i> IMPLEMENTATION NAME: Billing Provider First Name	O 1 AN 1/35						

SITUATIONAL	NM105	1037	Name Middle	O 1 AN 1/25
			Individual middle name or initial	

SITUATIONAL RULE: *Required when NM102 = 1 (person) and the middle name or initial of the person is needed to identify the individual. If not required by this implementation guide, do not send.*

IMPLEMENTATION NAME: Billing Provider Middle Name or Initial

NOT USED	NM106	1038	Name Prefix	O 1 AN 1/10
-----------------	--------------	-------------	--------------------	--------------------

SITUATIONAL	NM107	1039	Name Suffix	O 1 AN 1/10
			Suffix to individual name	

SITUATIONAL RULE: *Required when NM102 = 1 (person) and the name suffix of the person is needed to identify the individual. If not required by this implementation guide, do not send.*

IMPLEMENTATION NAME: Billing Provider Name Suffix

SITUATIONAL	NM108	66	Identification Code Qualifier	X 1 ID 1/2
			Code designating the system/method of code structure used for Identification Code (67)	

SYNTAX: P0809

SITUATIONAL RULE: *Required for providers in the United States or its territories on or after the mandated HIPAA National Provider Identifier (NPI) implementation date when the provider is eligible to receive an NPI.*

OR

Required for providers not in the United States or its territories on or after the mandated HIPAA National Provider Identifier (NPI) implementation date when the provider has received an NPI.

OR

Required for providers prior to the mandated NPI implementation date when the provider has received an NPI and the submitter has the capability to send it.

If not required by this implementation guide, do not send.

CODE	DEFINITION
XX	Centers for Medicare and Medicaid Services National Provider Identifier
	CODE SOURCE 537: Centers for Medicare & Medicaid Services National Provider Identifier

SITUATIONAL	NM109	67	Identification Code Code identifying a party or other code SYNTAX: P0809 SITUATIONAL RULE: <i>Required for providers in the United States or its territories on or after the mandated HIPAA National Provider Identifier (NPI) implementation date when the provider is eligible to receive an NPI.</i> OR <i>Required for providers not in the United States or its territories on or after the mandated HIPAA National Provider Identifier (NPI) implementation date when the provider has received an NPI.</i> OR <i>Required for providers prior to the mandated NPI implementation date when the provider has received an NPI and the submitter has the capability to send it.</i> <i>If not required by this implementation guide, do not send.</i> IMPLEMENTATION NAME: Billing Provider Identifier	X 1	AN	2/80
NOT USED	NM110	706	Entity Relationship Code	X 1	ID	2/2
NOT USED	NM111	98	Entity Identifier Code	O 1	ID	2/3
NOT USED	NM112	1035	Name Last or Organization Name	O 1	AN	1/60

SEGMENT DETAIL

N3 - BILLING PROVIDER ADDRESS

X12 Segment Name: Party Location

X12 Purpose: To specify the location of the named party

Loop: 2010AA — BILLING PROVIDER NAME

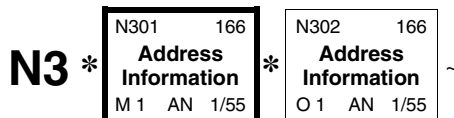
Segment Repeat: 1

Usage: REQUIRED

TR3 Notes: 1. The Billing Provider Address must be a street address. Post Office Box or Lock Box addresses are to be sent in the Pay-To Address Loop (Loop ID-2010AB), if necessary.

TR3 Example: N3*123 MAIN STREET~

DIAGRAM



ELEMENT DETAIL

USAGE	REF. DES.	DATA ELEMENT	NAME	ATTRIBUTES
REQUIRED	N301	166	Address Information Address information	M 1 AN 1/55
IMPLEMENTATION NAME: Billing Provider Address Line				
SITUATIONAL	N302	166	Address Information Address information	O 1 AN 1/55
SITUATIONAL RULE: <i>Required when there is a second address line. If not required by this implementation guide, do not send.</i>				
IMPLEMENTATION NAME: Billing Provider Address Line				

SEGMENT DETAIL

N4 - BILLING PROVIDER CITY, STATE, ZIP CODE

X12 Segment Name: Geographic Location

X12 Purpose: To specify the geographic place of the named party

- X12 Syntax:**
- E0207**
Only one of N402 or N407 may be present.
 - C0605**
If N406 is present, then N405 is required.
 - C0704**
If N407 is present, then N404 is required.

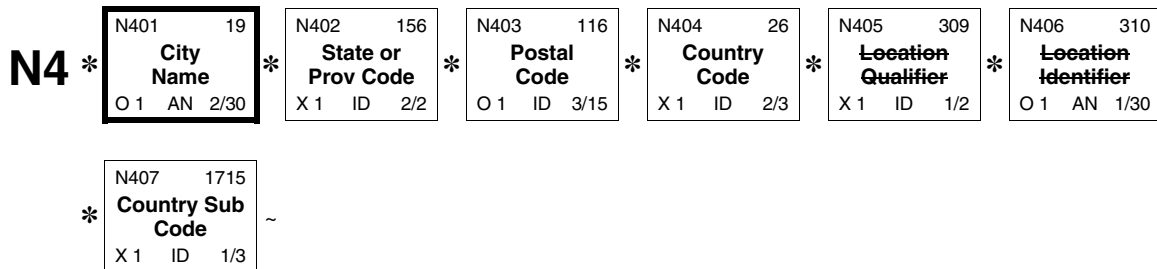
Loop: 2010AA — BILLING PROVIDER NAME

Segment Repeat: 1

Usage: REQUIRED

TR3 Example: N4*KANSAS CITY*MO*64108~

DIAGRAM



ELEMENT DETAIL

USAGE	REF. DES.	DATA ELEMENT	NAME	ATTRIBUTES
REQUIRED	N401	19	City Name Free-form text for city name	O 1 AN 2/30
COMMENT: A combination of either N401 through N404, or N405 and N406 may be adequate to specify a location.				
IMPLEMENTATION NAME: Billing Provider City Name				

SITUATIONAL	N402	156	State or Province Code X 1 ID 2/2 Code (Standard State/Province) as defined by appropriate government agency SYNTAX: E0207 COMMENT: N402 is required only if city name (N401) is in the U.S. or Canada. SITUATIONAL RULE: <i>Required when the address is in the United States of America, including its territories, or Canada. If not required by this implementation guide, do not send.</i> IMPLEMENTATION NAME: Billing Provider State or Province Code CODE SOURCE 22: States and Provinces
SITUATIONAL	N403	116	Postal Code O 1 ID 3/15 Code defining international postal zone code excluding punctuation and blanks (zip code for United States) SITUATIONAL RULE: <i>Required when the address is in the United States of America, including its territories, or Canada, or when a postal code exists for the country in N404. If not required by this implementation guide, do not send.</i> IMPLEMENTATION NAME: Billing Provider Postal Zone or ZIP Code CODE SOURCE 51: ZIP Code CODE SOURCE 932: Universal Postal Codes When reporting the ZIP code for U.S. addresses, the full nine digit ZIP code must be provided.
SITUATIONAL	N404	26	Country Code X 1 ID 2/3 Code identifying the country SYNTAX: C0704 SITUATIONAL RULE: <i>Required when the address is outside the United States of America. If not required by this implementation guide, do not send.</i> CODE SOURCE 5: Countries, Currencies and Funds Use the alpha-2 country codes from Part 1 of ISO 3166.
NOT USED	N405	309	Location Qualifier X 1 ID 1/2
NOT USED	N406	310	Location Identifier O 1 AN 1/30
SITUATIONAL	N407	1715	Country Subdivision Code X 1 ID 1/3 Code identifying the country subdivision SYNTAX: E0207, C0704 SITUATIONAL RULE: <i>Required when the address is not in the United States of America, including its territories, or Canada, and the country in N404 has administrative subdivisions such as but not limited to states, provinces, cantons, etc. If not required by this implementation guide, do not send.</i> CODE SOURCE 5: Countries, Currencies and Funds Use the country subdivision codes from Part 2 of ISO 3166.

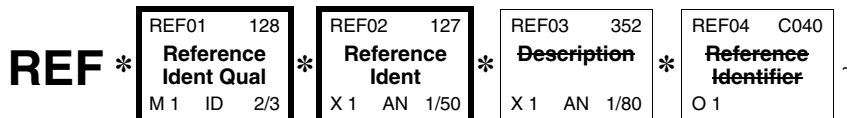
SEGMENT DETAIL

REF - BILLING PROVIDER TAX
IDENTIFICATION**X12 Segment Name:** Reference Information**X12 Purpose:** To specify identifying information**X12 Syntax:** 1. R0203

At least one of REF02 or REF03 is required.

Loop: 2010AA — BILLING PROVIDER NAME**Segment Repeat:** 1**Usage:** REQUIRED**TR3 Notes:** 1. This is the tax identification number (TIN) of the entity to be paid for the submitted services.**TR3 Example:** REF*EI*123456789~

DIAGRAM



ELEMENT DETAIL

USAGE	REF. DES.	DATA ELEMENT	NAME	ATTRIBUTES								
REQUIRED	REF01	128	Reference Identification Qualifier Code qualifying the Reference Identification	M 1	ID	2/3						
			<table><thead><tr><th>CODE</th><th>DEFINITION</th></tr></thead><tbody><tr><td>EI</td><td>Employer's Identification Number The Employer's Identification Number must be a string of exactly nine numbers with no separators. For example, "001122333" would be valid, while sending "001-12-2333" or "00-1122333" would be invalid.</td></tr><tr><td>SY</td><td>Social Security Number The Social Security Number must be a string of exactly nine numbers with no separators. For example, sending "111002222" would be valid, while sending "111-00-2222" would be invalid.</td></tr></tbody></table>	CODE	DEFINITION	EI	Employer's Identification Number The Employer's Identification Number must be a string of exactly nine numbers with no separators. For example, "001122333" would be valid, while sending "001-12-2333" or "00-1122333" would be invalid.	SY	Social Security Number The Social Security Number must be a string of exactly nine numbers with no separators. For example, sending "111002222" would be valid, while sending "111-00-2222" would be invalid.			
CODE	DEFINITION											
EI	Employer's Identification Number The Employer's Identification Number must be a string of exactly nine numbers with no separators. For example, "001122333" would be valid, while sending "001-12-2333" or "00-1122333" would be invalid.											
SY	Social Security Number The Social Security Number must be a string of exactly nine numbers with no separators. For example, sending "111002222" would be valid, while sending "111-00-2222" would be invalid.											
REQUIRED	REF02	127	Reference Identification Reference information as defined for a particular Transaction Set or as specified by the Reference Identification Qualifier SYNTAX: R0203	X 1	AN	1/50						
			IMPLEMENTATION NAME: Billing Provider Tax Identification Number									

NOT USED	REF03	352	Description	X 1	AN	1/80
NOT USED	REF04	C040	REFERENCE IDENTIFIER	O 1		

SEGMENT DETAIL

REF - BILLING PROVIDER UPIN/LICENSE
INFORMATION**X12 Segment Name:** Reference Information**X12 Purpose:** To specify identifying information**X12 Syntax:** 1. R0203

At least one of REF02 or REF03 is required.

Loop: 2010AA — BILLING PROVIDER NAME**Segment Repeat:** 2**Usage:** SITUATIONAL

Situational Rule: Required prior to the mandated HIPAA National Provider Identifier (NPI) implementation date when a UPIN and/or license number is necessary for the receiver to identify the provider.

OR

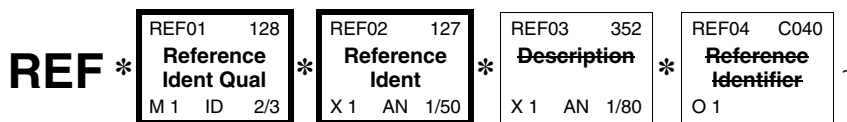
Required on or after the mandated NPI implementation date when NM109 of this loop is not used and a UPIN or license number is necessary for the receiver to identify the provider.

If not required by this implementation guide, do not send.

TR3 Notes: 1. Payer specific secondary identifiers are reported in the Loop ID-2010BB REF, Billing Provider Secondary Identification.

TR3 Example: REF*0B*654321~

DIAGRAM



ELEMENT DETAIL

USAGE	REF. DES.	DATA ELEMENT	NAME	ATTRIBUTES
REQUIRED	REF01	128	Reference Identification Qualifier Code qualifying the Reference Identification	M 1 ID 2/3
			CODE	DEFINITION
			0B	State License Number
			1G	Provider UPIN Number
				UPINs must be formatted as either X99999 or XXX999.

REQUIRED	REF02	127	Reference Identification Reference information as defined for a particular Transaction Set or as specified by the Reference Identification Qualifier SYNTAX: R0203	X 1 AN 1/50
IMPLEMENTATION NAME: Billing Provider License and/or UPIN Information				
NOT USED	REF03	352	Description	X 1 AN 1/80
NOT USED	REF04	C040	REFERENCE IDENTIFIER	O 1

SEGMENT DETAIL

**PER - BILLING PROVIDER CONTACT
INFORMATION****X12 Segment Name:** Administrative Communications Contact**X12 Purpose:** To identify a person or office to whom administrative communications should be directed**X12 Syntax:** 1. **P0304**

If either PER03 or PER04 is present, then the other is required.

2. **P0506**

If either PER05 or PER06 is present, then the other is required.

3. **P0708**

If either PER07 or PER08 is present, then the other is required.

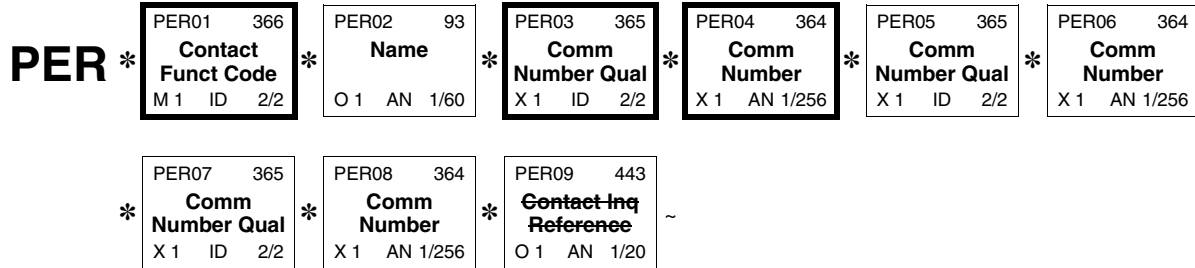
Loop: 2010AA — BILLING PROVIDER NAME**Segment Repeat:** 2**Usage:** SITUATIONAL**Situational Rule:** Required when this information is different than that contained in the Loop ID-1000A - Submitter PER segment. If not required by this implementation guide, do not send.

TR3 Notes: 1. When the communication number represents a telephone number in the United States and other countries using the North American Dialing Plan (for voice, data, fax, etc.), the communication number must always include the area code and phone number using the format AAABBBCCCC where AAA is the area code, BBB is the telephone number prefix, and CCCC is the telephone number. Therefore, the following telephone number (555) 555-1234 would be represented as 5555551234. Do not submit long distance access numbers, such as "1", in the telephone number. Telephone extensions, when applicable, must be submitted in the next element immediately following the telephone number. When submitting telephone extensions, only submit the numeric extension. Do not include data that indicates an extension, such as "ext" or "x-".

2. There are 2 repetitions of the PER segment to allow for six possible combinations of communication numbers including extensions.

TR3 Example: PER*IC*JOHN SMITH*TE*5555551234*EX*123~

DIAGRAM



ELEMENT DETAIL

USAGE	REF. DES.	DATA ELEMENT	NAME	ATTRIBUTES
REQUIRED	PER01	366	Contact Function Code	M 1 ID 2/2 Code identifying the major duty or responsibility of the person or group named
			CODE	DEFINITION
			IC	Information Contact
SITUATIONAL	PER02	93	Name	O 1 AN 1/60 Free-form name
			SITUATIONAL RULE: <i>Required in the first iteration of the Billing Provider Contact Information segment. If not required by this implementation guide, do not send.</i>	
			IMPLEMENTATION NAME: Billing Provider Contact Name	
REQUIRED	PER03	365	Communication Number Qualifier	X 1 ID 2/2 Code identifying the type of communication number
			SYNTAX: P0304	
			CODE	DEFINITION
			EM	Electronic Mail
			FX	Facsimile
			TE	Telephone
REQUIRED	PER04	364	Communication Number	X 1 AN 1/256 Complete communications number including country or area code when applicable
			SYNTAX: P0304	
SITUATIONAL	PER05	365	Communication Number Qualifier	X 1 ID 2/2 Code identifying the type of communication number
			SYNTAX: P0506	
			SITUATIONAL RULE: <i>Required when this information is deemed necessary by the submitter. If not required by this implementation guide, do not send.</i>	
			CODE	DEFINITION
			EM	Electronic Mail
			EX	Telephone Extension
			FX	Facsimile
			TE	Telephone

SITUATIONAL	PER06	364	Communication Number Complete communications number including country or area code when applicable SYNTAX: P0506 SITUATIONAL RULE: <i>Required when this information is deemed necessary by the submitter. If not required by this implementation guide, do not send.</i>	X 1	AN	1/256										
SITUATIONAL	PER07	365	Communication Number Qualifier Code identifying the type of communication number SYNTAX: P0708 SITUATIONAL RULE: <i>Required when this information is deemed necessary by the submitter. If not required by this implementation guide, do not send.</i>	X 1	ID	2/2										
<table><tr><th>CODE</th><th>DEFINITION</th></tr><tr><td>EM</td><td>Electronic Mail</td></tr><tr><td>EX</td><td>Telephone Extension</td></tr><tr><td>FX</td><td>Facsimile</td></tr><tr><td>TE</td><td>Telephone</td></tr></table>							CODE	DEFINITION	EM	Electronic Mail	EX	Telephone Extension	FX	Facsimile	TE	Telephone
CODE	DEFINITION															
EM	Electronic Mail															
EX	Telephone Extension															
FX	Facsimile															
TE	Telephone															
SITUATIONAL	PER08	364	Communication Number Complete communications number including country or area code when applicable SYNTAX: P0708 SITUATIONAL RULE: <i>Required when this information is deemed necessary by the submitter. If not required by this implementation guide, do not send.</i>	X 1	AN	1/256										
NOT USED	PER09	443	Contact Inquiry Reference	O 1	AN	1/20										

SEGMENT DETAIL

NM1 - PAY-TO ADDRESS NAME

X12 Segment Name: Individual or Organizational Name

X12 Purpose: To supply the full name of an individual or organizational entity

X12 Set Notes: 1. Loop 2010 contains information about entities that apply to all claims in loop 2300. For example, these entities may include billing provider, pay-to provider, insurer, primary administrator, contract holder, or claimant.

X12 Syntax: 1. **P0809**
If either NM108 or NM109 is present, then the other is required.

2. **C1110**
If NM111 is present, then NM110 is required.

3. **C1203**
If NM112 is present, then NM103 is required.

Loop: 2010AB — PAY-TO ADDRESS NAME **Loop Repeat:** 1

Segment Repeat: 1

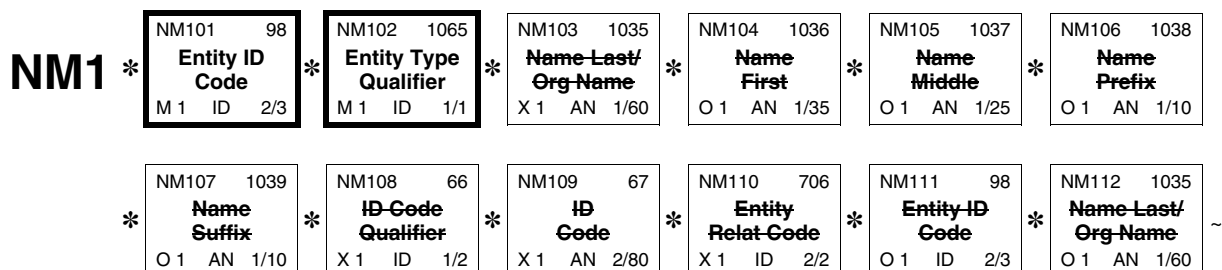
Usage: SITUATIONAL

Situational Rule: Required when the address for payment is different than that of the Billing Provider. If not required by this implementation guide, do not send.

TR3 Notes: 1. The purpose of Loop ID-2010AB has changed from previous versions. Loop ID-2010AB only contains address information when different from the Billing Provider Address. There are no applicable identifiers for Pay-To Address information.

TR3 Example: NM1*87*2~

DIAGRAM



ELEMENT DETAIL

USAGE	REF. DES.	DATA ELEMENT	NAME	ATTRIBUTES
REQUIRED	NM101	98	Entity Identifier Code Code identifying an organizational entity, a physical location, property or an individual	M 1 ID 2/3
			CODE	DEFINITION
			87	Pay-to Provider

REQUIRED	NM102	1065	Entity Type Qualifier Code qualifying the type of entity SEMANTIC: NM102 qualifies NM103.	M 1	ID	1/1						
			<table><tr><th>CODE</th><th>DEFINITION</th></tr><tr><td>1</td><td>Person</td></tr><tr><td>2</td><td>Non-Person Entity</td></tr></table>	CODE	DEFINITION	1	Person	2	Non-Person Entity			
CODE	DEFINITION											
1	Person											
2	Non-Person Entity											
NOT USED	NM103	1035	Name Last or Organization Name	X 1	AN	1/60						
NOT USED	NM104	1036	Name First	O 1	AN	1/35						
NOT USED	NM105	1037	Name Middle	O 1	AN	1/25						
NOT USED	NM106	1038	Name Prefix	O 1	AN	1/10						
NOT USED	NM107	1039	Name Suffix	O 1	AN	1/10						
NOT USED	NM108	66	Identification Code Qualifier	X 1	ID	1/2						
NOT USED	NM109	67	Identification Code	X 1	AN	2/80						
NOT USED	NM110	706	Entity Relationship Code	X 1	ID	2/2						
NOT USED	NM111	98	Entity Identifier Code	O 1	ID	2/3						
NOT USED	NM112	1035	Name Last or Organization Name	O 1	AN	1/60						

SEGMENT DETAIL

N3 - PAY-TO ADDRESS - ADDRESS

X12 Segment Name: Party Location

X12 Purpose: To specify the location of the named party

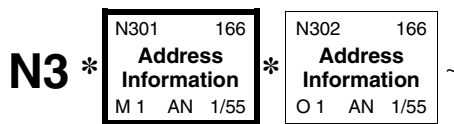
Loop: 2010AB — PAY-TO ADDRESS NAME

Segment Repeat: 1

Usage: REQUIRED

TR3 Example: N3*123 MAIN STREET~

DIAGRAM



ELEMENT DETAIL

USAGE	REF. DES.	DATA ELEMENT	NAME	ATTRIBUTES
REQUIRED	N301	166	Address Information Address information	M 1 AN 1/55
IMPLEMENTATION NAME: Pay-To Address Line				
SITUATIONAL	N302	166	Address Information Address information	O 1 AN 1/55
SITUATIONAL RULE: <i>Required when there is a second address line. If not required by this implementation guide, do not send.</i>				
IMPLEMENTATION NAME: Pay-To Address Line				

SEGMENT DETAIL

N4 - PAY-TO ADDRESS CITY, STATE, ZIP CODE**X12 Segment Name:** Geographic Location**X12 Purpose:** To specify the geographic place of the named party**X12 Syntax:** 1. **E0207**

Only one of N402 or N407 may be present.

2. **C0605**

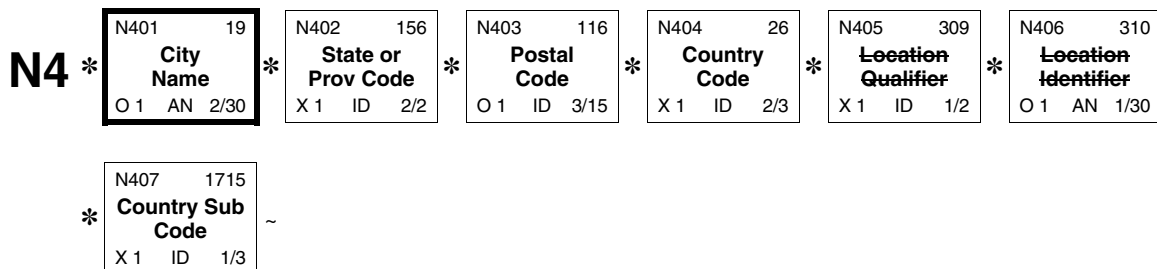
If N406 is present, then N405 is required.

3. **C0704**

If N407 is present, then N404 is required.

Loop: 2010AB — PAY-TO ADDRESS NAME**Segment Repeat:** 1**Usage:** REQUIRED**TR3 Example:** N4*KANSAS CITY*MO*64108~

DIAGRAM



ELEMENT DETAIL

USAGE	REF. DES.	DATA ELEMENT	NAME	ATTRIBUTES
REQUIRED	N401	19	City Name Free-form text for city name	O 1 AN 2/30
COMMENT: A combination of either N401 through N404, or N405 and N406 may be adequate to specify a location.				
IMPLEMENTATION NAME: Pay-to Address City Name				

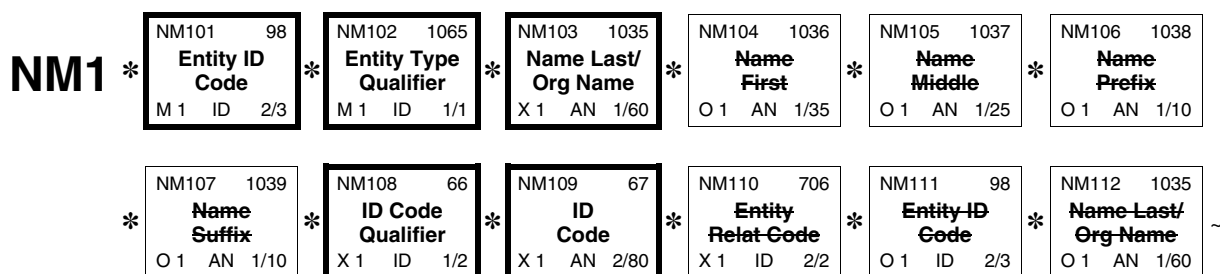
SITUATIONAL	N402	156	State or Province Code X 1 ID 2/2 Code (Standard State/Province) as defined by appropriate government agency SYNTAX: E0207 COMMENT: N402 is required only if city name (N401) is in the U.S. or Canada. SITUATIONAL RULE: <i>Required when the address is in the United States of America, including its territories, or Canada. If not required by this implementation guide, do not send.</i> IMPLEMENTATION NAME: Pay-to Address State Code CODE SOURCE 22: States and Provinces
SITUATIONAL	N403	116	Postal Code O 1 ID 3/15 Code defining international postal zone code excluding punctuation and blanks (zip code for United States) SITUATIONAL RULE: <i>Required when the address is in the United States of America, including its territories, or Canada, or when a postal code exists for the country in N404. If not required by this implementation guide, do not send.</i> IMPLEMENTATION NAME: Pay-to Address Postal Zone or ZIP Code CODE SOURCE 51: ZIP Code CODE SOURCE 932: Universal Postal Codes
SITUATIONAL	N404	26	Country Code X 1 ID 2/3 Code identifying the country SYNTAX: C0704 SITUATIONAL RULE: <i>Required when the address is outside the United States of America. If not required by this implementation guide, do not send.</i> CODE SOURCE 5: Countries, Currencies and Funds Use the alpha-2 country codes from Part 1 of ISO 3166.
NOT USED	N405	309	Location Qualifier X 1 ID 1/2
NOT USED	N406	310	Location Identifier O 1 AN 1/30
SITUATIONAL	N407	1715	Country Subdivision Code X 1 ID 1/3 Code identifying the country subdivision SYNTAX: E0207, C0704 SITUATIONAL RULE: <i>Required when the address is not in the United States of America, including its territories, or Canada, and the country in N404 has administrative subdivisions such as but not limited to states, provinces, cantons, etc. If not required by this implementation guide, do not send.</i> CODE SOURCE 5: Countries, Currencies and Funds Use the country subdivision codes from Part 2 of ISO 3166.

SEGMENT DETAIL

NM1 - PAY-TO PLAN NAME

X12 Segment Name: Individual or Organizational Name**X12 Purpose:** To supply the full name of an individual or organizational entity**X12 Set Notes:** 1. Loop 2010 contains information about entities that apply to all claims in loop 2300. For example, these entities may include billing provider, pay-to provider, insurer, primary administrator, contract holder, or claimant.**X12 Syntax:** 1. **P0809**
If either NM108 or NM109 is present, then the other is required.
2. **C1110**
If NM111 is present, then NM110 is required.
3. **C1203**
If NM112 is present, then NM103 is required.**Loop:** 2010AC — PAY-TO PLAN NAME **Loop Repeat:** 1**Segment Repeat:** 1**Usage:** SITUATIONAL**Situational Rule:** Required when willing trading partners agree to use this implementation for their subrogation payment requests.**TR3 Notes:** 1. This loop may only be used when BHT06 = 31.**TR3 Example:** NM1*PE*2*ANY STATE MEDICAID*****PI*12345~

DIAGRAM



ELEMENT DETAIL

USAGE	REF. DES.	DATA ELEMENT	NAME	ATTRIBUTES
REQUIRED	NM101	98	Entity Identifier Code Code identifying an organizational entity, a physical location, property or an individual	M 1 ID 2/3
			CODE	DEFINITION
			PE	Payee PE is used to indicate the subrogated payee.

REQUIRED	NM102	1065	Entity Type Qualifier Code qualifying the type of entity SEMANTIC: NM102 qualifies NM103.	M 1	ID	1/1
			CODE	DEFINITION		
			2	Non-Person Entity		
REQUIRED	NM103	1035	Name Last or Organization Name Individual last name or organizational name SYNTAX: C1203	X 1	AN	1/60
			IMPLEMENTATION NAME: Pay-To Plan Organizational Name			
NOT USED	NM104	1036	Name First	O 1	AN	1/35
NOT USED	NM105	1037	Name Middle	O 1	AN	1/25
NOT USED	NM106	1038	Name Prefix	O 1	AN	1/10
NOT USED	NM107	1039	Name Suffix	O 1	AN	1/10
REQUIRED	NM108	66	Identification Code Qualifier Code designating the system/method of code structure used for Identification Code (67) SYNTAX: P0809	X 1	ID	1/2
			Use code value "PI" when reporting Payor Identification. Use code value "XV" when reporting Health Plan ID (HPID) or Other Entity Identifier (OEID).			
			Prior to the mandated implementation date for Health Plan Identifier, willing trading partners may agree to: 1. Follow a dual use approach in which both the HPID or OEID and the Payor Identification are sent. Send XV qualifier in NM108 with HPID or OEID in NM109 and the Payor Identification, that would have been sent using qualifier PI, in the corresponding REF segment using qualifier 2U (Payer Identification Number). OR 2. Follow an early implementation approach in which the HPID or OEID is sent in NM109.			
			CODE	DEFINITION		
			PI	Payor Identification		
			XV	Centers for Medicare and Medicaid Services PlanID CODE SOURCE 540: Centers for Medicare and Medicaid Services PlanID		
REQUIRED	NM109	67	Identification Code Code identifying a party or other code SYNTAX: P0809	X 1	AN	2/80
			IMPLEMENTATION NAME: Pay-To Plan Primary Identifier			
NOT USED	NM110	706	Entity Relationship Code	X 1	ID	2/2
NOT USED	NM111	98	Entity Identifier Code	O 1	ID	2/3
NOT USED	NM112	1035	Name Last or Organization Name	O 1	AN	1/60

SEGMENT DETAIL

N3 - PAY-TO PLAN ADDRESS

X12 Segment Name: Party Location

X12 Purpose: To specify the location of the named party

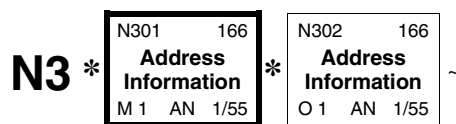
Loop: 2010AC — PAY-TO PLAN NAME

Segment Repeat: 1

Usage: REQUIRED

TR3 Example: N3*123 MAIN STREET~

DIAGRAM



ELEMENT DETAIL

USAGE	REF. DES.	DATA ELEMENT	NAME	ATTRIBUTES
REQUIRED	N301	166	Address Information Address information	M 1 AN 1/55
IMPLEMENTATION NAME: Pay-To Plan Address Line				
SITUATIONAL	N302	166	Address Information Address information	O 1 AN 1/55
SITUATIONAL RULE: <i>Required when there is a second address line. If not required by this implementation guide, do not send.</i>				
IMPLEMENTATION NAME: Pay-To Plan Address Line				

SEGMENT DETAIL

N4 - PAY-TO PLAN CITY, STATE, ZIP CODE**X12 Segment Name:** Geographic Location**X12 Purpose:** To specify the geographic place of the named party**X12 Syntax:** 1. **E0207**

Only one of N402 or N407 may be present.

2. **C0605**

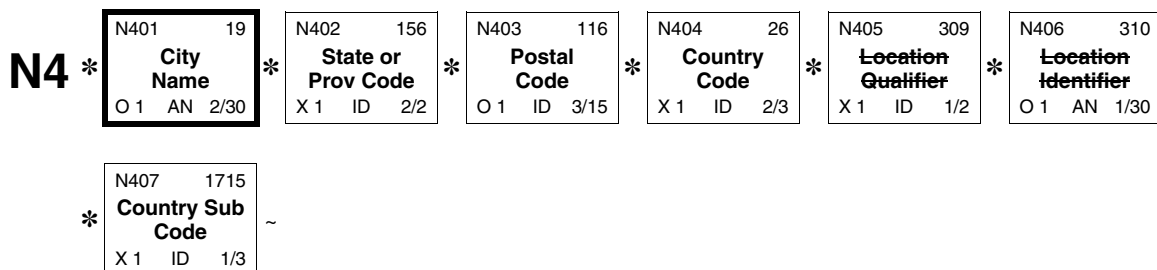
If N406 is present, then N405 is required.

3. **C0704**

If N407 is present, then N404 is required.

Loop: 2010AC — PAY-TO PLAN NAME**Segment Repeat:** 1**Usage:** REQUIRED**TR3 Example:** N4*KANSAS CITY*MO*64108~

DIAGRAM



ELEMENT DETAIL

USAGE	REF. DES.	DATA ELEMENT	NAME	ATTRIBUTES
REQUIRED	N401	19	City Name Free-form text for city name COMMENT: A combination of either N401 through N404, or N405 and N406 may be adequate to specify a location. IMPLEMENTATION NAME: Pay-To Plan City Name	O 1 AN 2/30
SITUATIONAL	N402	156	State or Province Code Code (Standard State/Province) as defined by appropriate government agency SYNTAX: E0207 COMMENT: N402 is required only if city name (N401) is in the U.S. or Canada. SITUATIONAL RULE: Required when the address is in the United States of America, including its territories, or Canada. If not required by this implementation guide, do not send. IMPLEMENTATION NAME: Pay-To Plan State or Province Code CODE SOURCE 22: States and Provinces	X 1 ID 2/2

SITUATIONAL	N403	116	Postal Code Code defining international postal zone code excluding punctuation and blanks (zip code for United States) SITUATIONAL RULE: <i>Required when the address is in the United States of America, including its territories, or Canada, or when a postal code exists for the country in N404. If not required by this implementation guide, do not send.</i> IMPLEMENTATION NAME: Pay-To Plan Postal Zone or ZIP Code CODE SOURCE 51: ZIP Code CODE SOURCE 932: Universal Postal Codes	O 1	ID	3/15
SITUATIONAL	N404	26	Country Code Code identifying the country SYNTAX: C0704 SITUATIONAL RULE: <i>Required when the address is outside the United States of America. If not required by this implementation guide, do not send.</i> CODE SOURCE 5: Countries, Currencies and Funds Use the alpha-2 country codes from Part 1 of ISO 3166.	X 1	ID	2/3
NOT USED	N405	309	Location Qualifier	X 1	ID	1/2
NOT USED	N406	310	Location Identifier	O 1	AN	1/30
SITUATIONAL	N407	1715	Country Subdivision Code Code identifying the country subdivision SYNTAX: E0207, C0704 SITUATIONAL RULE: <i>Required when the address is not in the United States of America, including its territories, or Canada, and the country in N404 has administrative subdivisions such as but not limited to states, provinces, cantons, etc. If not required by this implementation guide, do not send.</i> CODE SOURCE 5: Countries, Currencies and Funds Use the country subdivision codes from Part 2 of ISO 3166.	X 1	ID	1/3

SEGMENT DETAIL

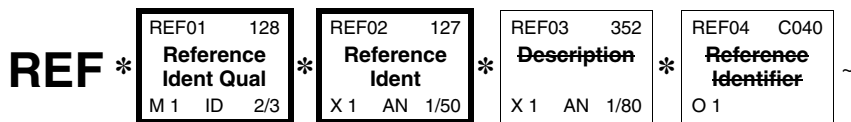
REF - PAY-TO PLAN SECONDARY IDENTIFICATION

X12 Segment Name: Reference Information**X12 Purpose:** To specify identifying information**X12 Syntax:** 1. R0203

At least one of REF02 or REF03 is required.

Loop: 2010AC — PAY-TO PLAN NAME**Segment Repeat:** 1**Usage:** SITUATIONAL**Situational Rule:** Required when an additional identification number to that provided in the NM109 of this loop is necessary to identify the entity.
If not required by this implementation guide, do not send.**TR3 Example:** REF*2U*98765~

DIAGRAM



ELEMENT DETAIL

USAGE	REF. DES.	DATA ELEMENT	NAME	ATTRIBUTES
REQUIRED	REF01	128	Reference Identification Qualifier Code qualifying the Reference Identification	M 1 ID 2/3
			CODE	DEFINITION
			2U	Payer Identification Number This code is only allowed when the qualifier XV is reported in NM108 of this loop.
			FY	Claim Office Number
			NF	National Association of Insurance Commissioners (NAIC) Code CODE SOURCE 245: National Association of Insurance Commissioners (NAIC) Code
REQUIRED	REF02	127	Reference Identification Reference information as defined for a particular Transaction Set or as specified by the Reference Identification Qualifier	X 1 AN 1/50
			SYNTAX: R0203	
			IMPLEMENTATION NAME: Pay-to Plan Secondary Identifier	
NOT USED	REF03	352	Description	X 1 AN 1/80

NOT USED	REF04	C040	REFERENCE IDENTIFIER	O 1
----------	-------	------	----------------------	-----

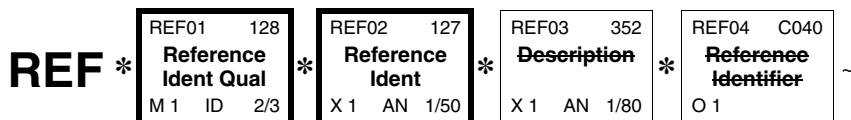
SEGMENT DETAIL

REF - PAY-TO PLAN TAX IDENTIFICATION
NUMBER**X12 Segment Name:** Reference Information**X12 Purpose:** To specify identifying information**X12 Syntax:** 1. R0203

At least one of REF02 or REF03 is required.

Loop: 2010AC — PAY-TO PLAN NAME**Segment Repeat:** 1**Usage:** REQUIRED**TR3 Example:** REF*EI*123456789~

DIAGRAM



ELEMENT DETAIL

USAGE	REF. DES.	DATA ELEMENT	NAME	ATTRIBUTES
REQUIRED	REF01	128	Reference Identification Qualifier Code qualifying the Reference Identification	M 1 ID 2/3
			CODE	DEFINITION
			EI	Employer's Identification Number The Employer's Identification Number must be a string of exactly nine numbers with no separators. For example, "001122333" would be valid, while sending "001-12-2333" or "00-1122333" would be invalid.
REQUIRED	REF02	127	Reference Identification Reference information as defined for a particular Transaction Set or as specified by the Reference Identification Qualifier SYNTAX: R0203 IMPLEMENTATION NAME: Pay-To Plan Tax Identification Number	X 1 AN 1/50
NOT USED	REF03	352	Description	X 1 AN 1/80
NOT USED	REF04	C040	REFERENCE IDENTIFIER	O 1

SEGMENT DETAIL

HL - SUBSCRIBER HIERARCHICAL LEVEL**X12 Segment Name:** Hierarchical Level**X12 Purpose:** To identify dependencies among and the content of hierarchically related groups of data segments**X12 Comments:** 1. The HL segment is used to identify levels of detail information using a hierarchical structure, such as relating line-item data to shipment data, and packaging data to line-item data.

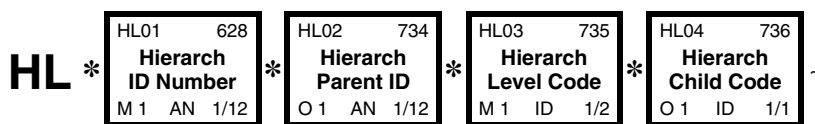
2. The HL segment defines a top-down/left-right ordered structure.

Loop: 2000B — SUBSCRIBER HIERARCHICAL LEVEL **Loop Repeat:** >1**Segment Repeat:** 1**Usage:** REQUIRED**TR3 Notes:** 1. If a patient can be uniquely identified to the destination payer in Loop ID-2010BB by a unique Member Identification Number, then the patient is the subscriber or is considered to be the subscriber and is identified at this level, and the patient HL in Loop ID-2000C is not used.

2. If the patient is not the subscriber and cannot be identified to the destination payer by a unique Member Identification Number or it is not known to the sender if the Member Identification number is unique, both this HL and the patient HL in Loop ID- 2000C are required.

TR3 Example: HL*2*1*22*1~

DIAGRAM



ELEMENT DETAIL

USAGE	REF. DES.	DATA ELEMENT	NAME	ATTRIBUTES
REQUIRED	HL01	628	Hierarchical ID Number A unique number assigned by the sender to identify a particular data segment in a hierarchical structure COMMENT: HL01 shall contain a unique alphanumeric number for each occurrence of the HL segment in the transaction set. For example, HL01 could be used to indicate the number of occurrences of the HL segment, in which case the value of HL01 would be "1" for the initial HL segment and would be incremented by one in each subsequent HL segment within the transaction. The first HL01 within each ST-SE envelope must begin with "1", and be incremented by one each time an HL is used in the transaction. Only numeric values are allowed in HL01.	M 1 AN 1/12

REQUIRED	HL02	734	Hierarchical Parent ID Number O 1 AN 1/12 Identification number of the next higher hierarchical data segment that the data segment being described is subordinate to
-----------------	-------------	------------	--

COMMENT: HL02 identifies the hierarchical ID number of the HL segment to which the current HL segment is subordinate.

REQUIRED	HL03	735	Hierarchical Level Code M 1 ID 1/2 Code defining the characteristic of a level in a hierarchical structure
-----------------	-------------	------------	--

COMMENT: HL03 indicates the context of the series of segments following the current HL segment up to the next occurrence of an HL segment in the transaction. For example, HL03 is used to indicate that subsequent segments in the HL loop form a logical grouping of data referring to shipment, order, or item-level information.

CODE	DEFINITION
22	Subscriber

REQUIRED	HL04	736	Hierarchical Child Code O 1 ID 1/1 Code indicating if there are hierarchical child data segments subordinate to the level being described
-----------------	-------------	------------	---

COMMENT: HL04 indicates whether or not there are subordinate (or child) HL segments related to the current HL segment.

The claim (Loop ID-2300) can be used when HL04 has no subordinate levels (HL04 = 0) or when HL04 has subordinate levels indicated (HL04 = 1).

In the first case (HL04 = 0), the subscriber is the patient and there are no dependent claims.

The second case (HL04 = 1) happens when claims for one or more dependents of the subscriber are being sent under the same billing provider HL (for example, a spouse and son are both treated by the same provider). In that case, the subscriber HL04 = 1 because there is at least one dependent to this subscriber. The dependent HL (spouse) would then be sent followed by the Loop ID-2300 for the spouse. The next HL would be the dependent HL for the son followed by the Loop ID-2300 for the son.

In order to send claims for the subscriber and one or more dependents, the Subscriber HL, with Relationship Code SBR02=18 (Self), would be followed by the Subscriber's Loop ID-2300 for the Subscriber's claims. Then the Subscriber HL would be repeated, followed by one or more Patient HL loops for the dependents, with the proper Relationship Code in PAT01, each followed by their respective Loop ID-2300 for each dependent's claims.

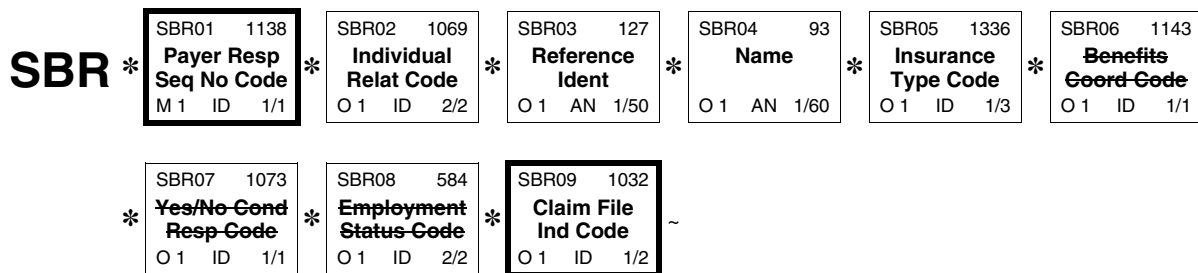
CODE	DEFINITION
0	No Subordinate HL Segment in This Hierarchical Structure.
1	Additional Subordinate HL Data Segment in This Hierarchical Structure.

SEGMENT DETAIL

SBR - SUBSCRIBER INFORMATION

X12 Segment Name: Subscriber Information**X12 Purpose:** To record information specific to the primary insured and the insurance carrier for that insured**Loop:** 2000B — SUBSCRIBER HIERARCHICAL LEVEL**Segment Repeat:** 1**Usage:** REQUIRED**TR3 Example:** SBR*P**GRP01020102*****CI~

DIAGRAM



ELEMENT DETAIL

USAGE	REF. DES.	DATA ELEMENT	NAME	ATTRIBUTES
REQUIRED	SBR01	1138	Payer Responsibility Sequence Number Code Code identifying the insurance carrier's level of responsibility for a payment of a claim	M 1 ID 1/1
Within a given claim, the various values for the Payer Responsibility Sequence Number Code (other than value "U") may occur no more than once.				
		CODE	DEFINITION	
		A	Payer Responsibility Four	
		B	Payer Responsibility Five	
		C	Payer Responsibility Six	
		D	Payer Responsibility Seven	
		E	Payer Responsibility Eight	
		F	Payer Responsibility Nine	
		G	Payer Responsibility Ten	
		H	Payer Responsibility Eleven	
		P	Primary	
		S	Secondary	
		T	Tertiary	

			U	Unknown				
				This code may only be used in payer to payer COB claims when the original payer determined the presence of this coverage from eligibility files received from this payer or when the original claim did not provide the responsibility sequence for this payer.				
SITUATIONAL	SBR02	1069	Individual Relationship Code	O 1 ID 2/2				
			Code indicating the relationship between two individuals or entities					
			SEMANTIC: SBR02 specifies the relationship to the person insured.					
			SITUATIONAL RULE: <i>Required when the patient is the subscriber or is considered to be the subscriber. If not required by this implementation guide, do not send.</i>					
			CODE	DEFINITION				
			18	Self				
SITUATIONAL	SBR03	127	Reference Identification	O 1 AN 1/50				
			Reference information as defined for a particular Transaction Set or as specified by the Reference Identification Qualifier					
			SEMANTIC: SBR03 is policy or group number.					
			SITUATIONAL RULE: <i>Required when the subscriber's identification card for the destination payer (Loop ID-2010BB) shows a group number. If not required by this implementation guide, do not send.</i>					
			IMPLEMENTATION NAME: Subscriber Group or Policy Number					
			This is not the number uniquely identifying the subscriber. The unique subscriber number is submitted in Loop ID-2010BA-NM109.					
SITUATIONAL	SBR04	93	Name	O 1 AN 1/60				
			Free-form name					
			SEMANTIC: SBR04 is plan name.					
			SITUATIONAL RULE: <i>Required when SBR03 is not used and the group name is available. If not required by this implementation guide, do not send.</i>					
			IMPLEMENTATION NAME: Subscriber Group Name					
SITUATIONAL	SBR05	1336	Insurance Type Code	O 1 ID 1/3				
			Code identifying the type of insurance policy within a specific insurance program					
			SITUATIONAL RULE: <i>Required when the destination payer (Loop ID-2010BB) is Medicare and Medicare is not the primary payer (SBR01 does not equal "P"). If not required by this implementation guide, do not send.</i>					
			CODE	DEFINITION				
			12	Medicare Secondary Working Aged Beneficiary or Spouse with Employer Group Health Plan				
			13	Medicare Secondary End-Stage Renal Disease Beneficiary in the Mandated Coordination Period with an Employer's Group Health Plan				
			14	Medicare Secondary, No-fault Insurance including Auto is Primary				
			15	Medicare Secondary Worker's Compensation				

			16	Medicare Secondary Public Health Service (PHS) or Other Federal Agency			
			41	Medicare Secondary Black Lung			
			42	Medicare Secondary Veteran's Administration			
			43	Medicare Secondary Disabled Beneficiary Under Age 65 with Large Group Health Plan (LGHP)			
			47	Medicare Secondary, Other Liability Insurance is Primary			
NOT USED	SBR06	1143	Coordination of Benefits Code	O 1	ID	1/1	
NOT USED	SBR07	1073	Yes/No Condition or Response Code	O 1	ID	1/1	
NOT USED	SBR08	584	Employment Status Code	O 1	ID	2/2	
REQUIRED	SBR09	1032	Claim Filing Indicator Code	O 1	ID	1/2	
			Code identifying type of claim				

CODE	DEFINITION
11	Other Non-Federal Programs
12	Preferred Provider Organization (PPO)
13	Point of Service (POS)
14	Exclusive Provider Organization (EPO)
15	Indemnity Insurance
16	Health Maintenance Organization (HMO) Medicare Risk
17	Dental Maintenance Organization
AM	Automobile Medical
BL	Blue Cross/Blue Shield
CH	Champus
CI	Commercial Insurance Co.
DS	Disability
FI	Federal Employees Program
HM	Health Maintenance Organization
LM	Liability Medical
MA	Medicare Part A
MB	Medicare Part B
MC	Medicaid
OF	Other Federal Program
	Use code OF when submitting Medicare Part D claims.
TV	Title V
VA	Veterans Affairs Plan
WC	Workers' Compensation Health Claim
ZZ	Mutually Defined
	Use Code ZZ when Type of Insurance is not known.

SEGMENT DETAIL

PAT - PATIENT INFORMATION

X12 Segment Name: Patient Information**X12 Purpose:** To supply patient information**X12 Syntax:** 1. **P0506**

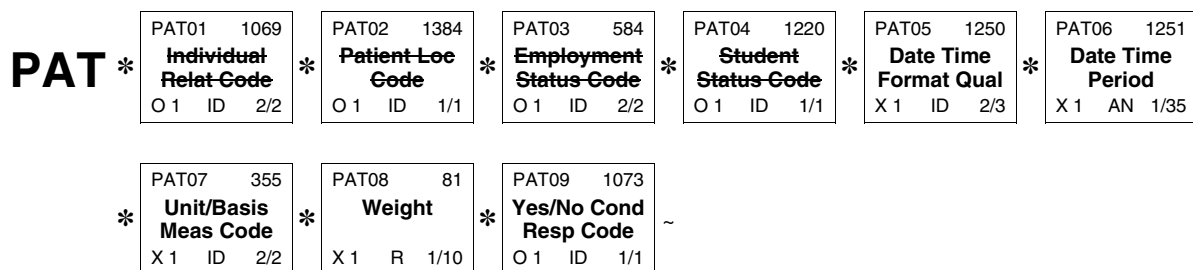
If either PAT05 or PAT06 is present, then the other is required.

2. **P0708**

If either PAT07 or PAT08 is present, then the other is required.

Loop: 2000B — SUBSCRIBER HIERARCHICAL LEVEL**Segment Repeat:** 1**Usage:** SITUATIONAL**Situational Rule:** Required when the patient is the subscriber or considered to be the subscriber and at least one of the element requirements are met. If not required by this implementation guide, do not send.**TR3 Example:** PAT*****D8*19970314~
PAT*****01*146~

DIAGRAM



ELEMENT DETAIL

USAGE	REF. DES.	DATA ELEMENT	NAME	ATTRIBUTES		
NOT USED	PAT01	1069	Individual Relationship Code	O 1	ID	2/2
NOT USED	PAT02	1384	Patient Location Code	O 1	ID	1/1
NOT USED	PAT03	584	Employment Status Code	O 1	ID	2/2
NOT USED	PAT04	1220	Student Status Code	O 1	ID	1/1
SITUATIONAL	PAT05	1250	Date Time Period Format Qualifier	X 1	ID	2/3

Code indicating the date format, time format, or date and time format

SYNTAX: P0506

SITUATIONAL RULE: *Required when patient is known to be deceased and the date of death is available to the provider billing system. If not required by this implementation guide, do not send.*

CODE	DEFINITION
D8	Date Expressed in Format CCYYMMDD

SITUATIONAL	PAT06	1251	Date Time Period	X 1	AN	1/35
-------------	-------	------	------------------	-----	----	------

Expression of a date, a time, or range of dates, times or dates and times

SYNTAX: P0506

SEMANTIC: PAT06 is the date of death.

SITUATIONAL RULE: *Required when patient is known to be deceased and the date of death is available to the provider billing system. If not required by this implementation guide, do not send.*

IMPLEMENTATION NAME: Patient Death Date

SITUATIONAL	PAT07	355	Unit or Basis for Measurement Code	X 1	ID	2/2
-------------	-------	-----	------------------------------------	-----	----	-----

Code specifying the units in which a value is being expressed, or manner in which a measurement has been taken

SYNTAX: P0708

SITUATIONAL RULE: *Required when claims involve Medicare Durable Medical Equipment Regional Carriers Certificate of Medical Necessity (DMERC CMN) 02.03, 10.02, or DME MAC 10.03. If not required by this implementation guide, do not send.*

CODE	DEFINITION
------	------------

01	Actual Pounds
----	---------------

SITUATIONAL	PAT08	81	Weight	X 1	R	1/10
-------------	-------	----	--------	-----	---	------

Numeric value of weight

SYNTAX: P0708

SEMANTIC: PAT08 is the patient's weight.

SITUATIONAL RULE: *Required when claims involve Medicare Durable Medical Equipment Regional Carriers Certificate of Medical Necessity (DMERC CMN) 02.03, 10.02, or DME MAC 10.03. If not required by this implementation guide, do not send.*

IMPLEMENTATION NAME: Patient Weight

SITUATIONAL	PAT09	1073	Yes/No Condition or Response Code	O 1	ID	1/1
-------------	-------	------	-----------------------------------	-----	----	-----

Code indicating a Yes or No condition or response

SEMANTIC: PAT09 indicates whether the patient is pregnant or not pregnant. Code "Y" indicates the patient is pregnant; code "N" indicates the patient is not pregnant.

SITUATIONAL RULE: *Required when mandated by law. The determination of pregnancy shall be completed in compliance with applicable law. The "Y" code indicates that the patient is pregnant. If PAT09 is not used, it means that the patient is not pregnant or that the pregnancy indicator is not mandated by law. If not required by this implementation guide, do not send.*

IMPLEMENTATION NAME: Pregnancy Indicator

For this implementation, the listed value takes precedence over the semantic note.

CODE	DEFINITION
------	------------

Y	Yes
---	-----

SEGMENT DETAIL

NM1 - SUBSCRIBER NAME

X12 Segment Name: Individual or Organizational Name

X12 Purpose: To supply the full name of an individual or organizational entity

X12 Set Notes: 1. Loop 2010 contains information about entities that apply to all claims in loop 2300. For example, these entities may include billing provider, pay-to provider, insurer, primary administrator, contract holder, or claimant.

X12 Syntax: 1. **P0809**
If either NM108 or NM109 is present, then the other is required.

2. **C1110**
If NM111 is present, then NM110 is required.

3. **C1203**
If NM112 is present, then NM103 is required.

Loop: 2010BA — SUBSCRIBER NAME **Loop Repeat:** 1

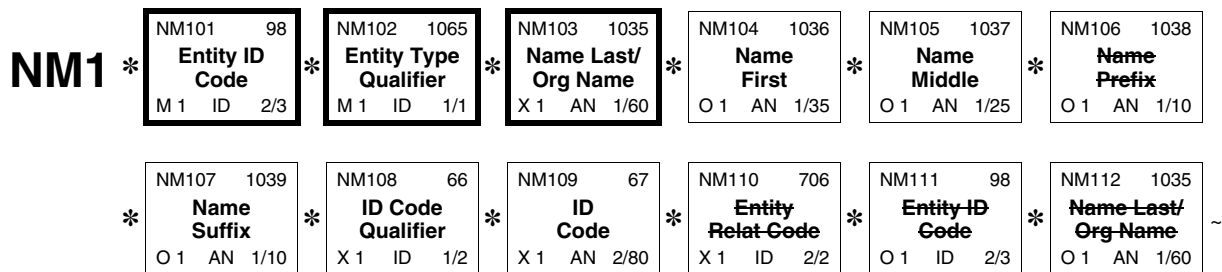
Segment Repeat: 1

Usage: REQUIRED

TR3 Notes: 1. In worker's compensation or other property and casualty claims, the "subscriber" may be a non-person entity (for example, the employer). However, this varies by state.

TR3 Example: NM1*IL*1*DOE*JOHN*T**JR*MI*123456~

DIAGRAM



ELEMENT DETAIL

USAGE	REF. DES.	DATA ELEMENT	NAME	ATTRIBUTES
REQUIRED	NM101	98	Entity Identifier Code Code identifying an organizational entity, a physical location, property or an individual	M 1 ID 2/3
			CODE	DEFINITION
			IL	Insured or Subscriber

REQUIRED	NM102	1065	Entity Type Qualifier Code qualifying the type of entity SEMANTIC: NM102 qualifies NM103.	M 1	ID	1/1						
			<table><tr><th>CODE</th><th>DEFINITION</th></tr><tr><td>1</td><td>Person</td></tr><tr><td>2</td><td>Non-Person Entity</td></tr></table>	CODE	DEFINITION	1	Person	2	Non-Person Entity			
CODE	DEFINITION											
1	Person											
2	Non-Person Entity											
REQUIRED	NM103	1035	Name Last or Organization Name Individual last name or organizational name SYNTAX: C1203	X 1	AN	1/60						
			IMPLEMENTATION NAME: Subscriber Last Name									
SITUATIONAL	NM104	1036	Name First Individual first name SITUATIONAL RULE: <i>Required when NM102 = 1 (person) and the person has a first name. If not required by this implementation guide, do not send.</i>	O 1	AN	1/35						
			IMPLEMENTATION NAME: Subscriber First Name									
SITUATIONAL	NM105	1037	Name Middle Individual middle name or initial SITUATIONAL RULE: <i>Required when NM102 = 1 (person) and the middle name or initial of the person is needed to identify the individual. If not required by this implementation guide, do not send.</i>	O 1	AN	1/25						
			IMPLEMENTATION NAME: Subscriber Middle Name or Initial									
NOT USED	NM106	1038	Name Prefix	O 1	AN	1/10						
SITUATIONAL	NM107	1039	Name Suffix Suffix to individual name SITUATIONAL RULE: <i>Required when NM102 = 1 (person) and the name suffix of the person is needed to identify the individual. If not required by this implementation guide, do not send.</i>	O 1	AN	1/10						
			IMPLEMENTATION NAME: Subscriber Name Suffix									
			Examples: I, II, III, IV, Jr, Sr This data element is used only to indicate generation or patronymic.									
SITUATIONAL	NM108	66	Identification Code Qualifier Code designating the system/method of code structure used for Identification Code (67) SYNTAX: P0809 SITUATIONAL RULE: <i>Required when NM102 = 1 (person). If not required by this implementation guide, do not send.</i>	X 1	ID	1/2						
			<table><tr><th>CODE</th><th>DEFINITION</th></tr><tr><td>II</td><td>Standard Unique Health Identifier for each Individual in the United States Required if the HIPAA Individual Patient Identifier is mandated use. If not required, use value ‘MI’ instead.</td></tr></table>	CODE	DEFINITION	II	Standard Unique Health Identifier for each Individual in the United States Required if the HIPAA Individual Patient Identifier is mandated use. If not required, use value ‘MI’ instead.					
CODE	DEFINITION											
II	Standard Unique Health Identifier for each Individual in the United States Required if the HIPAA Individual Patient Identifier is mandated use. If not required, use value ‘MI’ instead.											

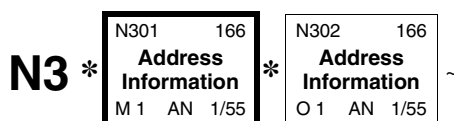
			MI	Member Identification Number			
				<p>The code MI is intended to be the subscriber's identification number as assigned by the payer. (For example, Insured's ID, Subscriber's ID, Health Insurance Claim Number (HIC), etc.)</p> <p>MI is also intended to be used in claims submitted to the Indian Health Service/Contract Health Services (IHS/CHS) Fiscal Intermediary for the purpose of reporting the Tribe Residency Code (Tribe County State). In the event that a Social Security Number (SSN) is also available on an IHS/CHS claim, put the SSN in REF02.</p> <p>When sending the Social Security Number as the Member ID, it must be a string of exactly nine numbers with no separators. For example, sending "111002222" would be valid, while sending "111-00-2222" would be invalid.</p>			
SITUATIONAL	NM109	67	Identification Code		X 1	AN	2/80
			Code identifying a party or other code				
			SYNTAX: P0809				
			SITUATIONAL RULE: <i>Required when NM102 = 1 (person). If not required by this implementation guide, do not send.</i>				
			IMPLEMENTATION NAME: Subscriber Primary Identifier				
NOT USED	NM110	706	Entity Relationship Code		X 1	ID	2/2
NOT USED	NM111	98	Entity Identifier Code		O 1	ID	2/3
NOT USED	NM112	1035	Name Last or Organization Name		O 1	AN	1/60

SEGMENT DETAIL

N3 - SUBSCRIBER ADDRESS

X12 Segment Name: Party Location**X12 Purpose:** To specify the location of the named party**Loop:** 2010BA — SUBSCRIBER NAME**Segment Repeat:** 1**Usage:** SITUATIONAL**Situational Rule:** Required when the patient is the subscriber or considered to be the subscriber. If not required by this implementation guide, do not send.**TR3 Example:** N3*123 MAIN STREET~

DIAGRAM



ELEMENT DETAIL

USAGE	REF. DES.	DATA ELEMENT	NAME	ATTRIBUTES
REQUIRED	N301	166	Address Information Address information	M 1 AN 1/55
IMPLEMENTATION NAME: Subscriber Address Line				
SITUATIONAL	N302	166	Address Information Address information	O 1 AN 1/55
SITUATIONAL RULE: <i>Required when there is a second address line. If not required by this implementation guide, do not send.</i>				
IMPLEMENTATION NAME: Subscriber Address Line				

SEGMENT DETAIL

N4 - SUBSCRIBER CITY, STATE, ZIP CODE

X12 Segment Name: Geographic Location

X12 Purpose: To specify the geographic place of the named party

X12 Syntax: 1. **E0207**

Only one of N402 or N407 may be present.

2. **C0605**

If N406 is present, then N405 is required.

3. **C0704**

If N407 is present, then N404 is required.

Loop: 2010BA — SUBSCRIBER NAME

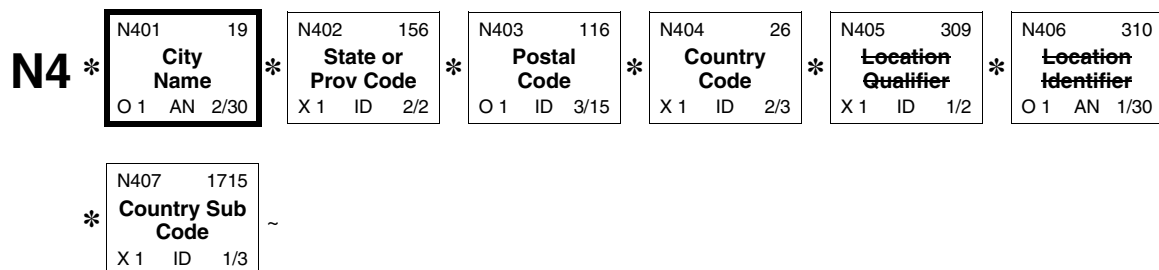
Segment Repeat: 1

Usage: SITUATIONAL

Situational Rule: Required when the patient is the subscriber or considered to be the subscriber. If not required by this implementation guide, do not send.

TR3 Example: N4*KANSAS CITY*MO*64108~

DIAGRAM



ELEMENT DETAIL

USAGE	REF. DES.	DATA ELEMENT	NAME	ATTRIBUTES
REQUIRED	N401	19	City Name Free-form text for city name COMMENT: A combination of either N401 through N404, or N405 and N406 may be adequate to specify a location.	O 1 AN 2/30
IMPLEMENTATION NAME: Subscriber City Name				

SITUATIONAL	N402	156	State or Province Code Code (Standard State/Province) as defined by appropriate government agency SYNTAX: E0207 COMMENT: N402 is required only if city name (N401) is in the U.S. or Canada. SITUATIONAL RULE: <i>Required when the address is in the United States of America, including its territories, or Canada. If not required by this implementation guide, do not send.</i> IMPLEMENTATION NAME: Subscriber State Code CODE SOURCE 22: States and Provinces	X 1	ID	2/2
SITUATIONAL	N403	116	Postal Code Code defining international postal zone code excluding punctuation and blanks (zip code for United States) SITUATIONAL RULE: <i>Required when the address is in the United States of America, including its territories, or Canada, or when a postal code exists for the country in N404. If not required by this implementation guide, do not send.</i> IMPLEMENTATION NAME: Subscriber Postal Zone or ZIP Code CODE SOURCE 51: ZIP Code CODE SOURCE 932: Universal Postal Codes	O 1	ID	3/15
SITUATIONAL	N404	26	Country Code Code identifying the country SYNTAX: C0704 SITUATIONAL RULE: <i>Required when the address is outside the United States of America. If not required by this implementation guide, do not send.</i> CODE SOURCE 5: Countries, Currencies and Funds Use the alpha-2 country codes from Part 1 of ISO 3166.	X 1	ID	2/3
NOT USED	N405	309	Location Qualifier	X 1	ID	1/2
NOT USED	N406	310	Location Identifier	O 1	AN	1/30
SITUATIONAL	N407	1715	Country Subdivision Code Code identifying the country subdivision SYNTAX: E0207, C0704 SITUATIONAL RULE: <i>Required when the address is not in the United States of America, including its territories, or Canada, and the country in N404 has administrative subdivisions such as but not limited to states, provinces, cantons, etc. If not required by this implementation guide, do not send.</i> CODE SOURCE 5: Countries, Currencies and Funds Use the country subdivision codes from Part 2 of ISO 3166.	X 1	ID	1/3

SEGMENT DETAIL

DMG - SUBSCRIBER DEMOGRAPHIC INFORMATION**X12 Segment Name:** Demographic Information**X12 Purpose:** To supply demographic information**X12 Syntax:** 1. **P0102**

If either DMG01 or DMG02 is present, then the other is required.

2. **P0111**

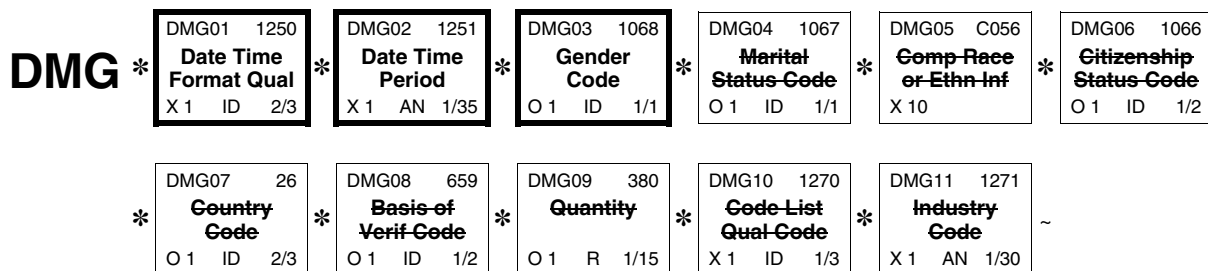
If either DMG10 or DMG11 is present, then the other is required.

3. **C1105**

If DMG11 is present, then DMG05 is required.

Loop: 2010BA — SUBSCRIBER NAME**Segment Repeat:** 1**Usage:** SITUATIONAL**Situational Rule:** Required when the patient is the subscriber or considered to be the subscriber. If not required by this implementation guide, do not send.**TR3 Example:** DMG*D8*19690815*M~

DIAGRAM



ELEMENT DETAIL

USAGE	REF. DES.	DATA ELEMENT	NAME	ATTRIBUTES
REQUIRED	DMG01	1250	Date Time Period Format Qualifier Code indicating the date format, time format, or date and time format SYNTAX: P0102	X 1 ID 2/3
			CODE	DEFINITION
			D8	Date Expressed in Format CCYYMMDD
REQUIRED	DMG02	1251	Date Time Period Expression of a date, a time, or range of dates, times or dates and times SYNTAX: P0102 SEMANTIC: DMG02 is the date of birth.	X 1 AN 1/35
			IMPLEMENTATION NAME: Subscriber Birth Date	

REQUIRED	DMG03	1068	Gender Code Code indicating the sex of the individual	O 1	ID	1/1
IMPLEMENTATION NAME: Subscriber Gender Code						
			CODE	DEFINITION		
			F	Female		
			M	Male		
			U	Unknown		
NOT USED	DMG04	1067	Marital Status Code	O 1	ID	1/1
NOT USED	DMG05	C056	COMPOSITE RACE OR ETHNICITY INFORMATION	X 10		
NOT USED	DMG06	1066	Citizenship Status Code	O 1	ID	1/2
NOT USED	DMG07	26	Country Code	O 1	ID	2/3
NOT USED	DMG08	659	Basis of Verification Code	O 1	ID	1/2
NOT USED	DMG09	380	Quantity	O 1	R	1/15
NOT USED	DMG10	1270	Code List Qualifier Code	X 1	ID	1/3
NOT USED	DMG11	1271	Industry Code	X 1	AN	1/30

SEGMENT DETAIL

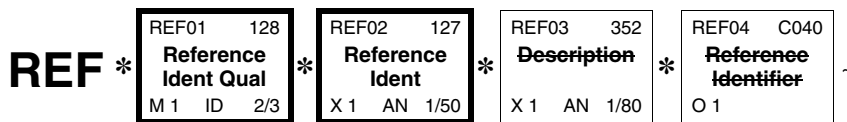
REF - SUBSCRIBER SECONDARY IDENTIFICATION

X12 Segment Name: Reference Information**X12 Purpose:** To specify identifying information**X12 Syntax:** 1. R0203

At least one of REF02 or REF03 is required.

Loop: 2010BA — SUBSCRIBER NAME**Segment Repeat:** 1**Usage:** SITUATIONAL**Situational Rule:** Required when an additional identification number to that provided in NM109 of this loop is necessary for the claim processor to identify the entity. If not required by this implementation guide, do not send.**TR3 Example:** REF*SY*123456789~

DIAGRAM



ELEMENT DETAIL

USAGE	REF. DES.	DATA ELEMENT	NAME	ATTRIBUTES
REQUIRED	REF01	128	Reference Identification Qualifier Code qualifying the Reference Identification	M 1 ID 2/3
			CODE	DEFINITION
			SY	Social Security Number The Social Security Number must be a string of exactly nine numbers with no separators. For example, sending "111002222" would be valid, while sending "111-00-2222" would be invalid.
REQUIRED	REF02	127	Reference Identification Reference information as defined for a particular Transaction Set or as specified by the Reference Identification Qualifier SYNTAX: R0203 IMPLEMENTATION NAME: Subscriber Supplemental Identifier	X 1 AN 1/50
NOT USED	REF03	352	Description	X 1 AN 1/80
NOT USED	REF04	C040	REFERENCE IDENTIFIER	O 1

SEGMENT DETAIL

REF - PROPERTY AND CASUALTY CLAIM
NUMBER**X12 Segment Name:** Reference Information**X12 Purpose:** To specify identifying information**X12 Syntax:** 1. R0203

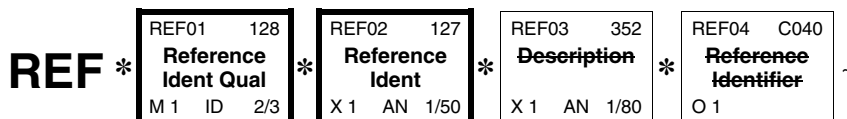
At least one of REF02 or REF03 is required.

Loop: 2010BA — SUBSCRIBER NAME**Segment Repeat:** 1**Usage:** SITUATIONAL**Situational Rule:** Required when the services included in this claim are to be considered as part of a property and casualty claim. If not required by this implementation guide, do not send.**TR3 Notes:** 1. This is a property and casualty payer-assigned claim number. Providers receive this number from the property and casualty payer during eligibility determinations or some other communication with that payer. See Section 1.4.2, Property and Casualty, for additional information about property and casualty claims.

2. This segment is not a HIPAA requirement as of this writing.

TR3 Example: REF*Y4*4445555~

DIAGRAM



ELEMENT DETAIL

USAGE	REF. DES.	DATA ELEMENT	NAME	ATTRIBUTES
REQUIRED	REF01	128	Reference Identification Qualifier Code qualifying the Reference Identification	M 1 ID 2/3
			CODE	DEFINITION
			Y4	Agency Claim Number
REQUIRED	REF02	127	Reference Identification Reference information as defined for a particular Transaction Set or as specified by the Reference Identification Qualifier	X 1 AN 1/50
			SYNTAX: R0203	
			IMPLEMENTATION NAME: Property Casualty Claim Number	
NOT USED	REF03	352	Description	X 1 AN 1/80
NOT USED	REF04	C040	REFERENCE IDENTIFIER	O 1

SEGMENT DETAIL

PER - PROPERTY AND CASUALTY SUBSCRIBER CONTACT INFORMATION

X12 Segment Name: Administrative Communications Contact

X12 Purpose: To identify a person or office to whom administrative communications should be directed

- X12 Syntax:**
- P0304**
If either PER03 or PER04 is present, then the other is required.
 - P0506**
If either PER05 or PER06 is present, then the other is required.
 - P0708**
If either PER07 or PER08 is present, then the other is required.

Loop: 2010BA — SUBSCRIBER NAME

Segment Repeat: 1

Usage: SITUATIONAL

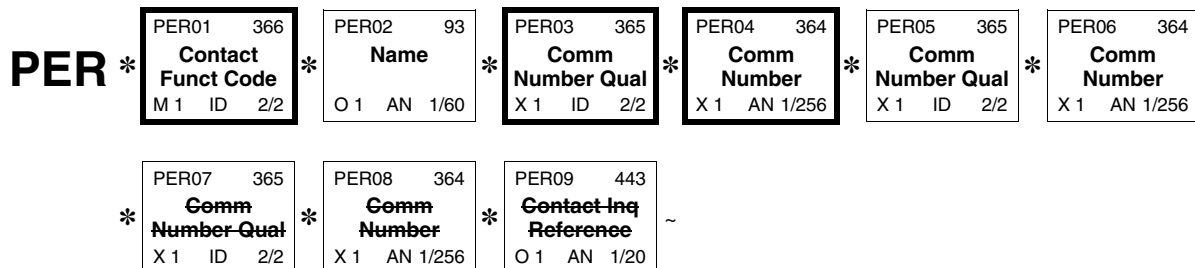
Situational Rule: Required for Property and Casualty claims when this information is deemed necessary by the submitter. If not required by this implementation guide, do not send.

TR3 Notes:

- When the communication number represents a telephone number in the United States and other countries using the North American Dialing Plan (for voice, data, fax, etc.), the communication number must always include the area code and phone number using the format AAABBBCCCC where AAA is the area code, BBB is the telephone number prefix, and CCCC is the telephone number. Therefore, the following telephone number (555) 555-1234 would be represented as 5555551234. Do not submit long distance access numbers, such as “1”, in the telephone number. Telephone extensions, when applicable, must be submitted in the next element immediately following the telephone number. When submitting telephone extensions, only submit the numeric extension. Do not include data that indicates an extension, such as “ext” or “x-”.

TR3 Example: PER*IC*JOHN SMITH*TE*5555551234*EX*123~

DIAGRAM



ELEMENT DETAIL

USAGE	REF. DES.	DATA ELEMENT	NAME	ATTRIBUTES						
REQUIRED	PER01	366	Contact Function Code Code identifying the major duty or responsibility of the person or group named	M 1	ID	2/2				
			<table><tr><th>CODE</th><th>DEFINITION</th></tr><tr><td>IC</td><td>Information Contact</td></tr></table>	CODE	DEFINITION	IC	Information Contact			
CODE	DEFINITION									
IC	Information Contact									
SITUATIONAL	PER02	93	Name Free-form name	O 1	AN	1/60				
			SITUATIONAL RULE: <i>Required when the Subscriber contact is a person other than the person identified in the Subscriber Name NM1 (Loop ID-2000BA). If not required by this implementation guide, do not send.</i>							
REQUIRED	PER03	365	Communication Number Qualifier Code identifying the type of communication number	X 1	ID	2/2				
			SYNTAX: P0304							
			<table><tr><th>CODE</th><th>DEFINITION</th></tr><tr><td>TE</td><td>Telephone</td></tr></table>	CODE	DEFINITION	TE	Telephone			
CODE	DEFINITION									
TE	Telephone									
REQUIRED	PER04	364	Communication Number Complete communications number including country or area code when applicable	X 1	AN	1/256				
			SYNTAX: P0304							
SITUATIONAL	PER05	365	Communication Number Qualifier Code identifying the type of communication number	X 1	ID	2/2				
			SYNTAX: P0506							
			SITUATIONAL RULE: <i>Required when this information is deemed necessary by the submitter. If not required by this implementation guide, do not send.</i>							
			<table><tr><th>CODE</th><th>DEFINITION</th></tr><tr><td>EX</td><td>Telephone Extension</td></tr></table>	CODE	DEFINITION	EX	Telephone Extension			
CODE	DEFINITION									
EX	Telephone Extension									
SITUATIONAL	PER06	364	Communication Number Complete communications number including country or area code when applicable	X 1	AN	1/256				
			SYNTAX: P0506							
			SITUATIONAL RULE: <i>Required when this information is deemed necessary by the submitter. If not required by this implementation guide, do not send.</i>							
NOT USED	PER07	365	Communication Number Qualifier	X 1	ID	2/2				
NOT USED	PER08	364	Communication Number	X 1	AN	1/256				
NOT USED	PER09	443	Contact Inquiry Reference	O 1	AN	1/20				

SEGMENT DETAIL

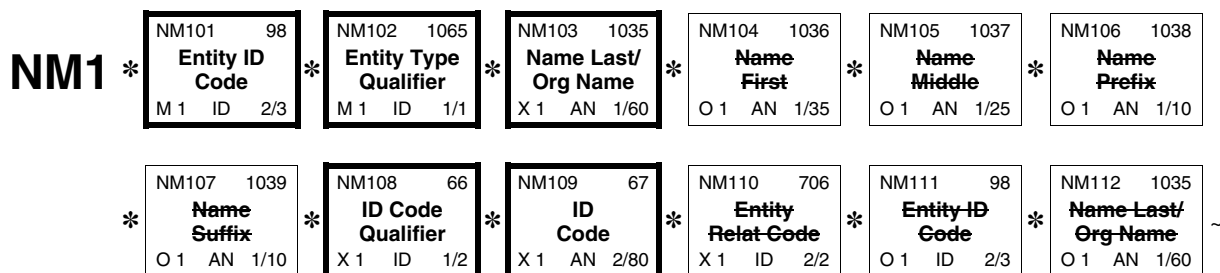
NM1 - PAYER NAME

X12 Segment Name: Individual or Organizational Name**X12 Purpose:** To supply the full name of an individual or organizational entity**X12 Set Notes:** 1. Loop 2010 contains information about entities that apply to all claims in loop 2300. For example, these entities may include billing provider, pay-to provider, insurer, primary administrator, contract holder, or claimant.**X12 Syntax:** 1. **P0809**
If either NM108 or NM109 is present, then the other is required.2. **C1110**
If NM111 is present, then NM110 is required.3. **C1203**
If NM112 is present, then NM103 is required.**Loop:** 2010BB — PAYER NAME **Loop Repeat:** 1**Segment Repeat:** 1**Usage:** REQUIRED**TR3 Notes:** 1. This is the destination payer.

2. For the purposes of this implementation the term payer is synonymous with several other terms, such as, repricer and third party administrator.

TR3 Example: NM1*PR*2*ABC INSURANCE CO*****PI*11122333~

DIAGRAM



ELEMENT DETAIL

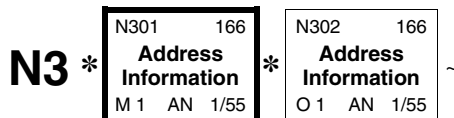
USAGE	REF. DES.	DATA ELEMENT	NAME	ATTRIBUTES
REQUIRED	NM101	98	Entity Identifier Code Code identifying an organizational entity, a physical location, property or an individual	M 1 ID 2/3
			CODE	DEFINITION
			PR	Payer

REQUIRED	NM102	1065	Entity Type Qualifier Code qualifying the type of entity SEMANTIC: NM102 qualifies NM103.	M 1	ID	1/1						
			<table><tr><th>CODE</th><th>DEFINITION</th></tr><tr><td>2</td><td>Non-Person Entity</td></tr></table>	CODE	DEFINITION	2	Non-Person Entity					
CODE	DEFINITION											
2	Non-Person Entity											
REQUIRED	NM103	1035	Name Last or Organization Name Individual last name or organizational name SYNTAX: C1203	X 1	AN	1/60						
			IMPLEMENTATION NAME: Payer Name									
NOT USED	NM104	1036	Name First	O 1	AN	1/35						
NOT USED	NM105	1037	Name Middle	O 1	AN	1/25						
NOT USED	NM106	1038	Name Prefix	O 1	AN	1/10						
NOT USED	NM107	1039	Name Suffix	O 1	AN	1/10						
REQUIRED	NM108	66	Identification Code Qualifier Code designating the system/method of code structure used for Identification Code (67) SYNTAX: P0809	X 1	ID	1/2						
			Use code value “PI” when reporting Payor Identification. Use code value “XV” when reporting Health Plan ID (HPID) or Other Entity Identifier (OEID). Prior to the mandated implementation date for Health Plan Identifier, willing trading partners may agree to: 1. Follow a dual use approach in which both the HPID or OEID and the Payor Identification are sent. Send XV qualifier in NM108 with HPID or OEID in NM109 and the Payor Identification, that would have been sent using qualifier PI, in the corresponding REF segment using qualifier 2U (Payer Identification Number). OR 2. Follow an early implementation approach in which the HPID or OEID is sent in NM109.									
			<table><tr><th>CODE</th><th>DEFINITION</th></tr><tr><td>PI</td><td>Payor Identification</td></tr><tr><td>XV</td><td>Centers for Medicare and Medicaid Services PlanID</td></tr></table> CODE SOURCE 540: Centers for Medicare and Medicaid Services PlanID	CODE	DEFINITION	PI	Payor Identification	XV	Centers for Medicare and Medicaid Services PlanID			
CODE	DEFINITION											
PI	Payor Identification											
XV	Centers for Medicare and Medicaid Services PlanID											
REQUIRED	NM109	67	Identification Code Code identifying a party or other code SYNTAX: P0809	X 1	AN	2/80						
			IMPLEMENTATION NAME: Payer Identifier									
NOT USED	NM110	706	Entity Relationship Code	X 1	ID	2/2						
NOT USED	NM111	98	Entity Identifier Code	O 1	ID	2/3						
NOT USED	NM112	1035	Name Last or Organization Name	O 1	AN	1/60						

SEGMENT DETAIL

N3 - PAYER ADDRESS**X12 Segment Name:** Party Location**X12 Purpose:** To specify the location of the named party**Loop:** 2010BB — PAYER NAME**Segment Repeat:** 1**Usage:** SITUATIONAL**Situational Rule:** Required when the payer address is available and the submitter intends for the claim to be printed on paper at the next EDI location (for example, a clearinghouse). If not required by this implementation guide, do not send.**TR3 Example:** N3*123 MAIN STREET~

DIAGRAM



ELEMENT DETAIL

USAGE	REF. DES.	DATA ELEMENT	NAME	ATTRIBUTES
REQUIRED	N301	166	Address Information Address information	M 1 AN 1/55
IMPLEMENTATION NAME: Payer Address Line				
SITUATIONAL	N302	166	Address Information Address information	O 1 AN 1/55
SITUATIONAL RULE: <i>Required when there is a second address line. If not required by this implementation guide, do not send.</i>				
IMPLEMENTATION NAME: Payer Address Line				

SEGMENT DETAIL

N4 - PAYER CITY, STATE, ZIP CODE**X12 Segment Name:** Geographic Location**X12 Purpose:** To specify the geographic place of the named party**X12 Syntax:** 1. **E0207**

Only one of N402 or N407 may be present.

2. **C0605**

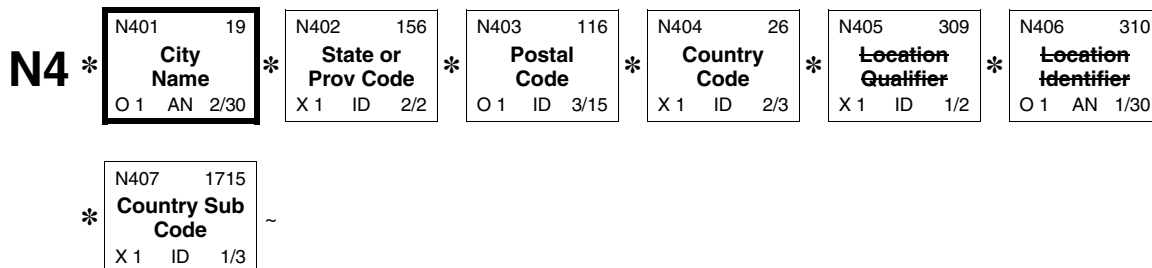
If N406 is present, then N405 is required.

3. **C0704**

If N407 is present, then N404 is required.

Loop: 2010BB — PAYER NAME**Segment Repeat:** 1**Usage:** SITUATIONAL**Situational Rule:** Required when the payer address is available and the submitter intends for the claim to be printed on paper at the next EDI location (for example, a clearinghouse). If not required by this implementation guide, do not send.**TR3 Example:** N4*KANSAS CITY*MO*64108~

DIAGRAM



ELEMENT DETAIL

USAGE	REF. DES.	DATA ELEMENT	NAME	ATTRIBUTES
REQUIRED	N401	19	City Name Free-form text for city name COMMENT: A combination of either N401 through N404, or N405 and N406 may be adequate to specify a location.	O 1 AN 2/30
IMPLEMENTATION NAME: Payer City Name				

SITUATIONAL	N402	156	State or Province Code X 1 ID 2/2 Code (Standard State/Province) as defined by appropriate government agency SYNTAX: E0207 COMMENT: N402 is required only if city name (N401) is in the U.S. or Canada. SITUATIONAL RULE: <i>Required when the address is in the United States of America, including its territories, or Canada. If not required by this implementation guide, do not send.</i> IMPLEMENTATION NAME: Payer State or Province Code CODE SOURCE 22: States and Provinces
SITUATIONAL	N403	116	Postal Code O 1 ID 3/15 Code defining international postal zone code excluding punctuation and blanks (zip code for United States) SITUATIONAL RULE: <i>Required when the address is in the United States of America, including its territories, or Canada, or when a postal code exists for the country in N404. If not required by this implementation guide, do not send.</i> IMPLEMENTATION NAME: Payer Postal Zone or ZIP Code CODE SOURCE 51: ZIP Code CODE SOURCE 932: Universal Postal Codes
SITUATIONAL	N404	26	Country Code X 1 ID 2/3 Code identifying the country SYNTAX: C0704 SITUATIONAL RULE: <i>Required when the address is outside the United States of America. If not required by this implementation guide, do not send.</i> CODE SOURCE 5: Countries, Currencies and Funds Use the alpha-2 country codes from Part 1 of ISO 3166.
NOT USED	N405	309	Location Qualifier X 1 ID 1/2
NOT USED	N406	310	Location Identifier O 1 AN 1/30
SITUATIONAL	N407	1715	Country Subdivision Code X 1 ID 1/3 Code identifying the country subdivision SYNTAX: E0207, C0704 SITUATIONAL RULE: <i>Required when the address is not in the United States of America, including its territories, or Canada, and the country in N404 has administrative subdivisions such as but not limited to states, provinces, cantons, etc. If not required by this implementation guide, do not send.</i> CODE SOURCE 5: Countries, Currencies and Funds Use the country subdivision codes from Part 2 of ISO 3166.

SEGMENT DETAIL

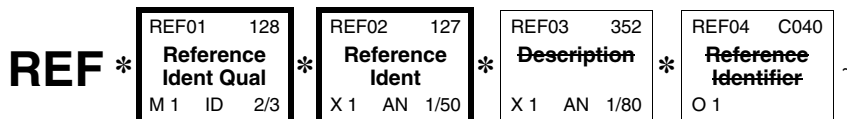
REF - PAYER SECONDARY IDENTIFICATION

X12 Segment Name: Reference Information**X12 Purpose:** To specify identifying information**X12 Syntax:** 1. R0203

At least one of REF02 or REF03 is required.

Loop: 2010BB — PAYER NAME**Segment Repeat:** 3**Usage:** SITUATIONAL**Situational Rule:** Required when an additional identification number to that provided in the NM109 of this loop is necessary to identify the entity.
If not required by this implementation guide, do not send.**TR3 Example:** REF*FY*435261708~

DIAGRAM



ELEMENT DETAIL

USAGE	REF. DES.	DATA ELEMENT	NAME	ATTRIBUTES												
REQUIRED	REF01	128	Reference Identification Qualifier Code qualifying the Reference Identification	M 1	ID	2/3										
			<table><thead><tr><th>CODE</th><th>DEFINITION</th></tr></thead><tbody><tr><td>2U</td><td>Payer Identification Number This code is only allowed when the qualifier XV is reported in NM108 of this loop.</td></tr><tr><td>EI</td><td>Employer's Identification Number The Employer's Identification Number must be a string of exactly nine numbers with no separators. For example, "001122333" would be valid, while sending "001-12-2333" or "00-1122333" would be invalid.</td></tr><tr><td>FY</td><td>Claim Office Number</td></tr><tr><td>NF</td><td>National Association of Insurance Commissioners (NAIC) Code CODE SOURCE 245: National Association of Insurance Commissioners (NAIC) Code</td></tr></tbody></table>	CODE	DEFINITION	2U	Payer Identification Number This code is only allowed when the qualifier XV is reported in NM108 of this loop.	EI	Employer's Identification Number The Employer's Identification Number must be a string of exactly nine numbers with no separators. For example, "001122333" would be valid, while sending "001-12-2333" or "00-1122333" would be invalid.	FY	Claim Office Number	NF	National Association of Insurance Commissioners (NAIC) Code CODE SOURCE 245: National Association of Insurance Commissioners (NAIC) Code			
CODE	DEFINITION															
2U	Payer Identification Number This code is only allowed when the qualifier XV is reported in NM108 of this loop.															
EI	Employer's Identification Number The Employer's Identification Number must be a string of exactly nine numbers with no separators. For example, "001122333" would be valid, while sending "001-12-2333" or "00-1122333" would be invalid.															
FY	Claim Office Number															
NF	National Association of Insurance Commissioners (NAIC) Code CODE SOURCE 245: National Association of Insurance Commissioners (NAIC) Code															

REQUIRED	REF02	127	Reference Identification Reference information as defined for a particular Transaction Set or as specified by the Reference Identification Qualifier SYNTAX: R0203 IMPLEMENTATION NAME: Payer Secondary Identifier	X 1 AN 1/50
NOT USED	REF03	352	Description	X 1 AN 1/80
NOT USED	REF04	C040	REFERENCE IDENTIFIER	O 1

SEGMENT DETAIL

REF - BILLING PROVIDER SECONDARY IDENTIFICATION

X12 Segment Name: Reference Information**X12 Purpose:** To specify identifying information**X12 Syntax:** 1. R0203

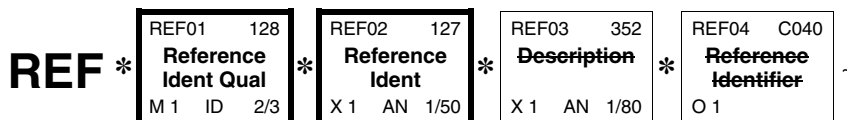
At least one of REF02 or REF03 is required.

Loop: 2010BB — PAYER NAME**Segment Repeat:** 2**Usage:** SITUATIONAL

Situational Rule: Required prior to the mandated NPI Implementation Date when an additional identification number is necessary for the receiver to identify the provider.
OR
Required on or after the mandated NPI Implementation Date when NM109 in Loop 2010AA is not used and an identification number other than the NPI is necessary for the receiver to identify the provider.
If not required by this implementation guide, do not send.

TR3 Example: REF*G2*12345~

DIAGRAM



ELEMENT DETAIL

USAGE	REF. DES.	DATA ELEMENT	NAME	ATTRIBUTES
REQUIRED	REF01	128	Reference Identification Qualifier Code qualifying the Reference Identification	M 1 ID 2/3
			CODE	DEFINITION
			G2	Provider Commercial Number This code designates a proprietary provider number for the destination payer identified in the Payer Name loop, Loop ID-2010BB, associated with this claim. This is to be used by all payers including: Medicare, Medicaid, Blue Cross, etc.
			LU	Location Number

REQUIRED	REF02	127	Reference Identification Reference information as defined for a particular Transaction Set or as specified by the Reference Identification Qualifier SYNTAX: R0203 IMPLEMENTATION NAME: Billing Provider Secondary Identifier	X 1	AN	1/50
NOT USED	REF03	352	Description	X 1	AN	1/80
NOT USED	REF04	C040	REFERENCE IDENTIFIER	O 1		

SEGMENT DETAIL

HL - PATIENT HIERARCHICAL LEVEL**X12 Segment Name:** Hierarchical Level**X12 Purpose:** To identify dependencies among and the content of hierarchically related groups of data segments

- X12 Comments:**
1. The HL segment is used to identify levels of detail information using a hierarchical structure, such as relating line-item data to shipment data, and packaging data to line-item data.
 2. The HL segment defines a top-down/left-right ordered structure.

Loop: 2000C — PATIENT HIERARCHICAL LEVEL **Loop Repeat:** >1**Segment Repeat:** 1**Usage:** SITUATIONAL

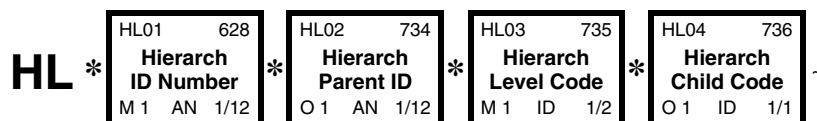
Situational Rule: Required when the patient is a dependent of the subscriber identified in Loop ID-2000B and cannot be uniquely identified to the payer using the subscriber's identifier in the Subscriber Level. If not required by this implementation guide, do not send.

TR3 Notes: 1. There are no HLs subordinate to the Patient HL.

2. If a patient is a dependent of a subscriber and can be uniquely identified to the payer by a unique Identification Number, then the patient is considered the subscriber and is to be identified in the Subscriber Level.

TR3 Example: HL*3*2*23*0~

DIAGRAM



ELEMENT DETAIL

USAGE	REF. DES.	DATA ELEMENT	NAME	ATTRIBUTES
REQUIRED	HL01	628	Hierarchical ID Number A unique number assigned by the sender to identify a particular data segment in a hierarchical structure COMMENT: HL01 shall contain a unique alphanumeric number for each occurrence of the HL segment in the transaction set. For example, HL01 could be used to indicate the number of occurrences of the HL segment, in which case the value of HL01 would be "1" for the initial HL segment and would be incremented by one in each subsequent HL segment within the transaction.	M 1 AN 1/12

REQUIRED	HL02	734	Hierarchical Parent ID Number O 1 AN 1/12 Identification number of the next higher hierarchical data segment that the data segment being described is subordinate to
-----------------	-------------	------------	--

COMMENT: HL02 identifies the hierarchical ID number of the HL segment to which the current HL segment is subordinate.

REQUIRED	HL03	735	Hierarchical Level Code M 1 ID 1/2 Code defining the characteristic of a level in a hierarchical structure
-----------------	-------------	------------	--

COMMENT: HL03 indicates the context of the series of segments following the current HL segment up to the next occurrence of an HL segment in the transaction. For example, HL03 is used to indicate that subsequent segments in the HL loop form a logical grouping of data referring to shipment, order, or item-level information.

CODE	DEFINITION
23	Dependent
	The code DEPENDENT conveys that the information in this HL applies to the patient when the subscriber and the patient are not the same person.

REQUIRED	HL04	736	Hierarchical Child Code O 1 ID 1/1 Code indicating if there are hierarchical child data segments subordinate to the level being described
-----------------	-------------	------------	---

COMMENT: HL04 indicates whether or not there are subordinate (or child) HL segments related to the current HL segment.

CODE	DEFINITION
0	No Subordinate HL Segment in This Hierarchical Structure.

SEGMENT DETAIL

PAT - PATIENT INFORMATION

X12 Segment Name: Patient Information**X12 Purpose:** To supply patient information**X12 Syntax:** 1. **P0506**

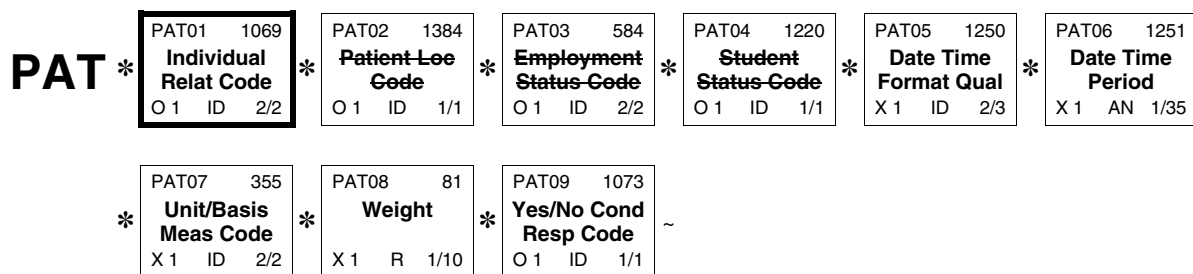
If either PAT05 or PAT06 is present, then the other is required.

2. **P0708**

If either PAT07 or PAT08 is present, then the other is required.

Loop: 2000C — PATIENT HIERARCHICAL LEVEL**Segment Repeat:** 1**Usage:** REQUIRED**TR3 Example:** PAT*01~

DIAGRAM



ELEMENT DETAIL

USAGE	REF. DES.	DATA ELEMENT	NAME	ATTRIBUTES																				
REQUIRED	PAT01	1069	Individual Relationship Code Code indicating the relationship between two individuals or entities Specifies the patient's relationship to the person insured.	O 1	ID	2/2																		
			<table><tr><th>CODE</th><th>DEFINITION</th></tr><tr><td>01</td><td>Spouse</td></tr><tr><td>19</td><td>Child</td></tr><tr><td>20</td><td>Employee</td></tr><tr><td>21</td><td>Unknown</td></tr><tr><td>39</td><td>Organ Donor</td></tr><tr><td>40</td><td>Cadaver Donor</td></tr><tr><td>53</td><td>Life Partner</td></tr><tr><td>G8</td><td>Other Relationship</td></tr></table>	CODE	DEFINITION	01	Spouse	19	Child	20	Employee	21	Unknown	39	Organ Donor	40	Cadaver Donor	53	Life Partner	G8	Other Relationship			
CODE	DEFINITION																							
01	Spouse																							
19	Child																							
20	Employee																							
21	Unknown																							
39	Organ Donor																							
40	Cadaver Donor																							
53	Life Partner																							
G8	Other Relationship																							
NOT USED	PAT02	1384	Patient Location Code	O 1	ID	1/1																		
NOT USED	PAT03	584	Employment Status Code	O 1	ID	2/2																		
NOT USED	PAT04	1220	Student Status Code	O 1	ID	1/1																		

SITUATIONAL	PAT05	1250	Date Time Period Format Qualifier	X 1	ID	2/3
			Code indicating the date format, time format, or date and time format			
			SYNTAX: P0506			
			SITUATIONAL RULE: <i>Required when patient is known to be deceased and the date of death is available to the provider billing system. If not required by this implementation guide, do not send.</i>			
			CODE	DEFINITION		
			D8	Date Expressed in Format CCYYMMDD		
SITUATIONAL	PAT06	1251	Date Time Period	X 1	AN	1/35
			Expression of a date, a time, or range of dates, times or dates and times			
			SYNTAX: P0506			
			SEMANTIC: PAT06 is the date of death.			
			SITUATIONAL RULE: <i>Required when patient is known to be deceased and the date of death is available to the provider billing system. If not required by this implementation guide, do not send.</i>			
			IMPLEMENTATION NAME: Patient Death Date			
SITUATIONAL	PAT07	355	Unit or Basis for Measurement Code	X 1	ID	2/2
			Code specifying the units in which a value is being expressed, or manner in which a measurement has been taken			
			SYNTAX: P0708			
			SITUATIONAL RULE: <i>Required when claims involve Medicare Durable Medical Equipment Regional Carriers Certificate of Medical Necessity (DMERC CMN) 02.03, 10.02, or DME MAC 10.03. If not required by this implementation guide, do not send.</i>			
			CODE	DEFINITION		
			01	Actual Pounds		
SITUATIONAL	PAT08	81	Weight	X 1	R	1/10
			Numeric value of weight			
			SYNTAX: P0708			
			SEMANTIC: PAT08 is the patient's weight.			
			SITUATIONAL RULE: <i>Required when claims involve Medicare Durable Medical Equipment Regional Carriers Certificate of Medical Necessity (DMERC CMN) 02.03, 10.02, or DME MAC 10.03. If not required by this implementation guide, do not send.</i>			
			IMPLEMENTATION NAME: Patient Weight			

SITUATIONAL	PAT09	1073	Yes/No Condition or Response Code	O 1	ID	1/1
--------------------	--------------	-------------	--	------------	-----------	------------

Code indicating a Yes or No condition or response

SEMANTIC: PAT09 indicates whether the patient is pregnant or not pregnant. Code “Y” indicates the patient is pregnant; code “N” indicates the patient is not pregnant.

SITUATIONAL RULE: *Required when mandated by law. The determination of pregnancy shall be completed in compliance with applicable law. The “Y” code indicates that the patient is pregnant. If PAT09 is not used, it means that the patient is not pregnant or that the pregnancy indicator is not mandated by law. If not required by this implementation guide, do not send.*

IMPLEMENTATION NAME: Pregnancy Indicator

For this implementation, the listed value takes precedence over the semantic note.

CODE	DEFINITION
Y	Yes

SEGMENT DETAIL

NM1 - PATIENT NAME

X12 Segment Name: Individual or Organizational Name

X12 Purpose: To supply the full name of an individual or organizational entity

X12 Set Notes: 1. Loop 2010 contains information about entities that apply to all claims in loop 2300. For example, these entities may include billing provider, pay-to provider, insurer, primary administrator, contract holder, or claimant.

X12 Syntax: 1. **P0809**
If either NM108 or NM109 is present, then the other is required.

2. **C1110**
If NM111 is present, then NM110 is required.

3. **C1203**
If NM112 is present, then NM103 is required.

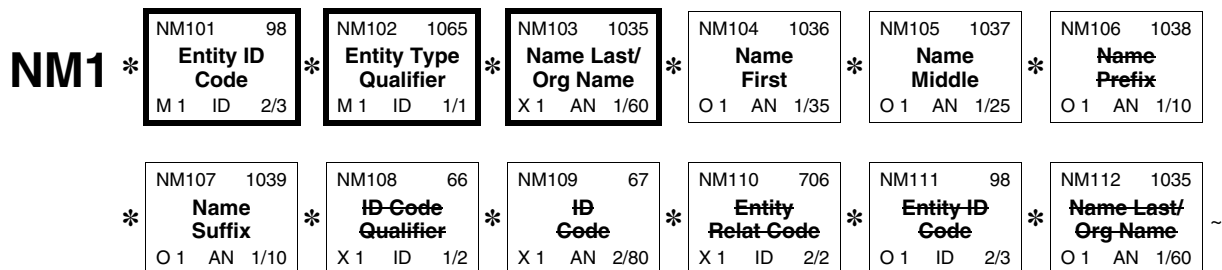
Loop: 2010CA — PATIENT NAME **Loop Repeat:** 1

Segment Repeat: 1

Usage: REQUIRED

TR3 Example: NM1*QC*1*DOE*SALLY*J~

DIAGRAM



ELEMENT DETAIL

USAGE	REF. DES.	DATA ELEMENT	NAME	ATTRIBUTES
REQUIRED	NM101	98	Entity Identifier Code Code identifying an organizational entity, a physical location, property or an individual	M 1 ID 2/3
			CODE	DEFINITION
			QC	Patient
REQUIRED	NM102	1065	Entity Type Qualifier Code qualifying the type of entity SEMANTIC: NM102 qualifies NM103.	M 1 ID 1/1
			CODE	DEFINITION
			1	Person

REQUIRED	NM103	1035	Name Last or Organization Name Individual last name or organizational name SYNTAX: C1203 IMPLEMENTATION NAME: Patient Last Name	X 1	AN	1/60
SITUATIONAL	NM104	1036	Name First Individual first name SITUATIONAL RULE: <i>Required when the person has a first name. If not required by this implementation guide, do not send.</i> IMPLEMENTATION NAME: Patient First Name	O 1	AN	1/35
SITUATIONAL	NM105	1037	Name Middle Individual middle name or initial SITUATIONAL RULE: <i>Required when the middle name or initial of the person is needed to identify the individual. If not required by this implementation guide, do not send.</i> IMPLEMENTATION NAME: Patient Middle Name or Initial	O 1	AN	1/25
NOT USED	NM106	1038	Name Prefix	O 1	AN	1/10
SITUATIONAL	NM107	1039	Name Suffix Suffix to individual name SITUATIONAL RULE: <i>Required when the name suffix is needed to identify the individual. If not required by this implementation guide, do not send.</i> IMPLEMENTATION NAME: Patient Name Suffix	O 1	AN	1/10
NOT USED	NM108	66	Identification Code Qualifier	X 1	ID	1/2
NOT USED	NM109	67	Identification Code	X 1	AN	2/80
NOT USED	NM110	706	Entity Relationship Code	X 1	ID	2/2
NOT USED	NM111	98	Entity Identifier Code	O 1	ID	2/3
NOT USED	NM112	1035	Name Last or Organization Name	O 1	AN	1/60

SEGMENT DETAIL

N3 - PATIENT ADDRESS

X12 Segment Name: Party Location

X12 Purpose: To specify the location of the named party

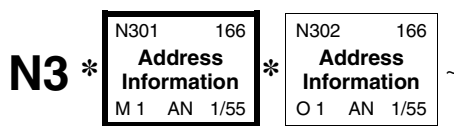
Loop: 2010CA — PATIENT NAME

Segment Repeat: 1

Usage: REQUIRED

TR3 Example: N3*123 MAIN STREET~

DIAGRAM



ELEMENT DETAIL

USAGE	REF. DES.	DATA ELEMENT	NAME	ATTRIBUTES
REQUIRED	N301	166	Address Information Address information	M 1 AN 1/55
IMPLEMENTATION NAME: Patient Address Line				
SITUATIONAL	N302	166	Address Information Address information	O 1 AN 1/55
SITUATIONAL RULE: <i>Required when there is a second address line. If not required by this implementation guide, do not send.</i>				
IMPLEMENTATION NAME: Patient Address Line				

SEGMENT DETAIL

N4 - PATIENT CITY, STATE, ZIP CODE

X12 Segment Name: Geographic Location**X12 Purpose:** To specify the geographic place of the named party**X12 Syntax:** 1. **E0207**

Only one of N402 or N407 may be present.

2. **C0605**

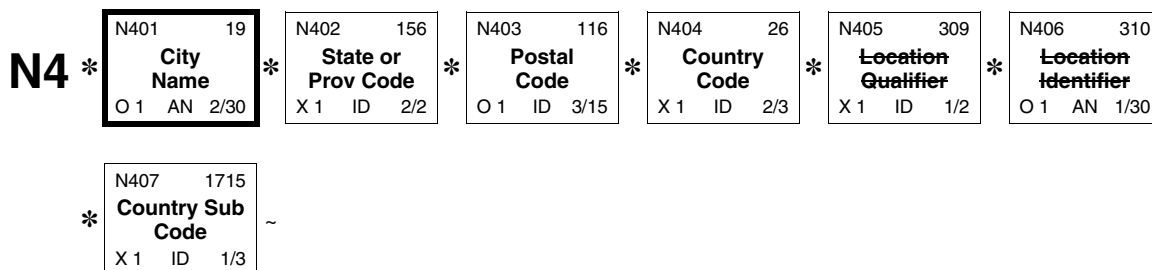
If N406 is present, then N405 is required.

3. **C0704**

If N407 is present, then N404 is required.

Loop: 2010CA — PATIENT NAME**Segment Repeat:** 1**Usage:** REQUIRED**TR3 Example:** N4*KANSAS CITY*MO*64108~

DIAGRAM



ELEMENT DETAIL

USAGE	REF. DES.	DATA ELEMENT	NAME	ATTRIBUTES
REQUIRED	N401	19	City Name Free-form text for city name COMMENT: A combination of either N401 through N404, or N405 and N406 may be adequate to specify a location. IMPLEMENTATION NAME: Patient City Name	O 1 AN 2/30
SITUATIONAL	N402	156	State or Province Code Code (Standard State/Province) as defined by appropriate government agency SYNTAX: E0207 COMMENT: N402 is required only if city name (N401) is in the U.S. or Canada. SITUATIONAL RULE: <i>Required when the address is in the United States of America, including its territories, or Canada. If not required by this implementation guide, do not send.</i> IMPLEMENTATION NAME: Patient State Code CODE SOURCE 22: States and Provinces	X 1 ID 2/2

SITUATIONAL	N403	116	Postal Code O 1 ID 3/15 Code defining international postal zone code excluding punctuation and blanks (zip code for United States) SITUATIONAL RULE: <i>Required when the address is in the United States of America, including its territories, or Canada, or when a postal code exists for the country in N404. If not required by this implementation guide, do not send.</i> IMPLEMENTATION NAME: Patient Postal Zone or ZIP Code CODE SOURCE 51: ZIP Code CODE SOURCE 932: Universal Postal Codes
SITUATIONAL	N404	26	Country Code X 1 ID 2/3 Code identifying the country SYNTAX: C0704 SITUATIONAL RULE: <i>Required when the address is outside the United States of America. If not required by this implementation guide, do not send.</i> CODE SOURCE 5: Countries, Currencies and Funds Use the alpha-2 country codes from Part 1 of ISO 3166.
NOT USED	N405	309	Location Qualifier X 1 ID 1/2
NOT USED	N406	310	Location Identifier O 1 AN 1/30
SITUATIONAL	N407	1715	Country Subdivision Code X 1 ID 1/3 Code identifying the country subdivision SYNTAX: E0207, C0704 SITUATIONAL RULE: <i>Required when the address is not in the United States of America, including its territories, or Canada, and the country in N404 has administrative subdivisions such as but not limited to states, provinces, cantons, etc. If not required by this implementation guide, do not send.</i> CODE SOURCE 5: Countries, Currencies and Funds Use the country subdivision codes from Part 2 of ISO 3166.

SEGMENT DETAIL

DMG - PATIENT DEMOGRAPHIC
INFORMATION**X12 Segment Name:** Demographic Information**X12 Purpose:** To supply demographic information**X12 Syntax:** 1. **P0102**

If either DMG01 or DMG02 is present, then the other is required.

2. **P1011**

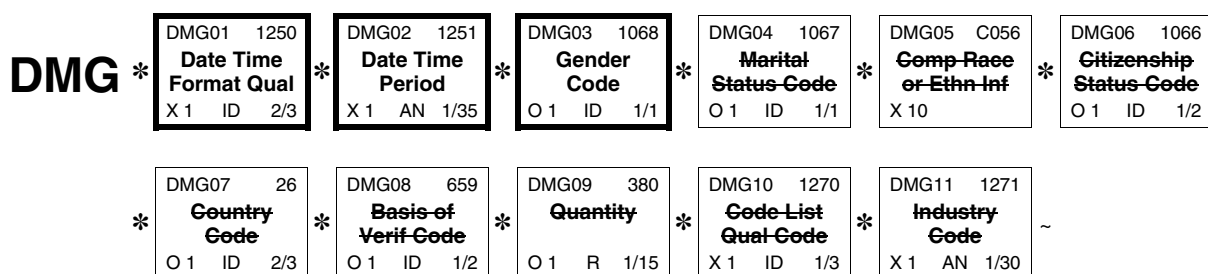
If either DMG10 or DMG11 is present, then the other is required.

3. **C1105**

If DMG11 is present, then DMG05 is required.

Loop: 2010CA — PATIENT NAME**Segment Repeat:** 1**Usage:** REQUIRED**TR3 Example:** DMG*D8*19690815*M~

DIAGRAM



ELEMENT DETAIL

USAGE	REF. DES.	DATA ELEMENT	NAME	ATTRIBUTES						
REQUIRED	DMG01	1250	Date Time Period Format Qualifier Code indicating the date format, time format, or date and time format SYNTAX: P0102	X 1	ID	2/3				
			<table><tr><th>CODE</th><th>DEFINITION</th></tr><tr><td>D8</td><td>Date Expressed in Format CCYYMMDD</td></tr></table>	CODE	DEFINITION	D8	Date Expressed in Format CCYYMMDD			
CODE	DEFINITION									
D8	Date Expressed in Format CCYYMMDD									
REQUIRED	DMG02	1251	Date Time Period Expression of a date, a time, or range of dates, times or dates and times SYNTAX: P0102 SEMANTIC: DMG02 is the date of birth.	X 1	AN	1/35				
			IMPLEMENTATION NAME: Patient Birth Date							

REQUIRED	DMG03	1068	Gender Code Code indicating the sex of the individual	O 1	ID	1/1
IMPLEMENTATION NAME: Patient Gender Code						
			CODE	DEFINITION		
			F	Female		
			M	Male		
			U	Unknown		
NOT USED	DMG04	1067	Marital Status Code	O 1	ID	1/1
NOT USED	DMG05	C056	COMPOSITE RACE OR ETHNICITY INFORMATION	X 10		
NOT USED	DMG06	1066	Citizenship Status Code	O 1	ID	1/2
NOT USED	DMG07	26	Country Code	O 1	ID	2/3
NOT USED	DMG08	659	Basis of Verification Code	O 1	ID	1/2
NOT USED	DMG09	380	Quantity	O 1	R	1/15
NOT USED	DMG10	1270	Code List Qualifier Code	X 1	ID	1/3
NOT USED	DMG11	1271	Industry Code	X 1	AN	1/30

SEGMENT DETAIL

REF - PROPERTY AND CASUALTY CLAIM
NUMBER**X12 Segment Name:** Reference Information**X12 Purpose:** To specify identifying information**X12 Syntax:** 1. R0203

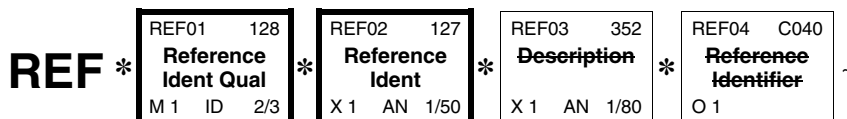
At least one of REF02 or REF03 is required.

Loop: 2010CA — PATIENT NAME**Segment Repeat:** 1**Usage:** SITUATIONAL**Situational Rule:** Required when the services included in this claim are to be considered as part of a property and casualty claim. If not required by this implementation guide, do not send.**TR3 Notes:** 1. This is a property and casualty payer-assigned claim number. Providers receive this number from the property and casualty payer during eligibility determinations or some other communication with that payer. See Section 1.4.2, Property and Casualty, for additional information about property and casualty claims.

2. This segment is not a HIPAA requirement as of this writing.

TR3 Example: REF*Y4*4445555~

DIAGRAM



ELEMENT DETAIL

USAGE	REF. DES.	DATA ELEMENT	NAME	ATTRIBUTES
REQUIRED	REF01	128	Reference Identification Qualifier Code qualifying the Reference Identification	M 1 ID 2/3
			CODE	DEFINITION
			Y4	Agency Claim Number
REQUIRED	REF02	127	Reference Identification Reference information as defined for a particular Transaction Set or as specified by the Reference Identification Qualifier	X 1 AN 1/50
			SYNTAX: R0203	
			IMPLEMENTATION NAME: Property Casualty Claim Number	
NOT USED	REF03	352	Description	X 1 AN 1/80
NOT USED	REF04	C040	REFERENCE IDENTIFIER	O 1

SEGMENT DETAIL

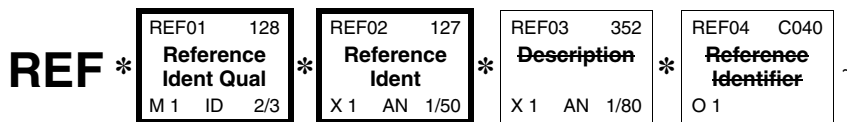
REF - PROPERTY AND CASUALTY PATIENT IDENTIFIER

X12 Segment Name: Reference Information**X12 Purpose:** To specify identifying information**X12 Syntax:** 1. R0203

At least one of REF02 or REF03 is required.

Loop: 2010CA — PATIENT NAME**Segment Repeat:** 1**Usage:** SITUATIONAL**Situational Rule:** Required when an identification number is needed by the receiver to identify the patient for Property and Casualty claims. If not required by this implementation guide, do not send.**TR3 Example:** REF*SY*123456789~

DIAGRAM



ELEMENT DETAIL

USAGE	REF. DES.	DATA ELEMENT	NAME	ATTRIBUTES
REQUIRED	REF01	128	Reference Identification Qualifier Code qualifying the Reference Identification	M 1 ID 2/3
			CODE	DEFINITION
			1W	Member Identification Number This code designates a patient identification number used by the destination payer identified in the Payer Name loop, Loop ID 2010BB, associated with this claim.
			SY	Social Security Number The Social Security Number must be a string of exactly nine numbers with no separators. For example, sending "111002222" would be valid, while sending "111-00-2222" would be invalid.
REQUIRED	REF02	127	Reference Identification Reference information as defined for a particular Transaction Set or as specified by the Reference Identification Qualifier	X 1 AN 1/50
			SYNTAX: R0203	
			IMPLEMENTATION NAME: Property and Casualty Patient Identifier	
NOT USED	REF03	352	Description	X 1 AN 1/80

NOT USED	REF04	C040	REFERENCE IDENTIFIER	O 1
----------	-------	------	----------------------	-----

SEGMENT DETAIL

PER - PROPERTY AND CASUALTY PATIENT CONTACT INFORMATION

X12 Segment Name: Administrative Communications Contact

X12 Purpose: To identify a person or office to whom administrative communications should be directed

X12 Syntax: 1. **P0304**

If either PER03 or PER04 is present, then the other is required.

2. **P0506**

If either PER05 or PER06 is present, then the other is required.

3. **P0708**

If either PER07 or PER08 is present, then the other is required.

Loop: 2010CA — PATIENT NAME

Segment Repeat: 1

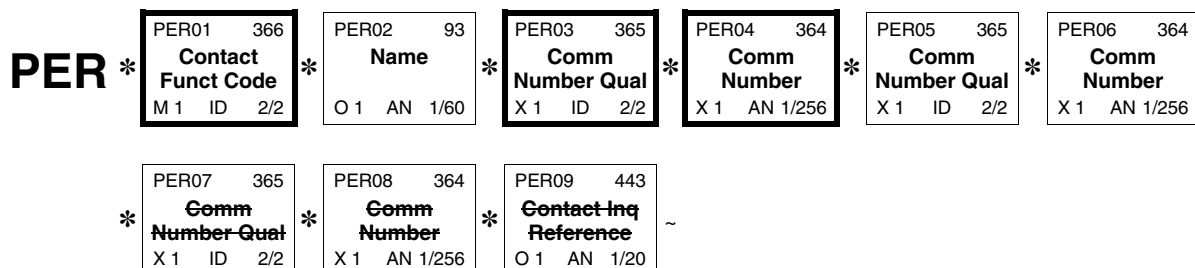
Usage: SITUATIONAL

Situational Rule: Required for Property and Casualty claims when this information is different than the information provided in the Subscriber Contact Information PER segment in Loop ID-2010BA and this information is deemed necessary by the submitter. If not required by this implementation guide, do not send.

TR3 Notes: 1. When the communication number represents a telephone number in the United States and other countries using the North American Dialing Plan (for voice, data, fax, etc.), the communication number must always include the area code and phone number using the format AAABBBCCCC where AAA is the area code, BBB is the telephone number prefix, and CCCC is the telephone number. Therefore, the following telephone number (555) 555-1234 would be represented as 5555551234. Do not submit long distance access numbers, such as “1”, in the telephone number. Telephone extensions, when applicable, must be submitted in the next element immediately following the telephone number. When submitting telephone extensions, only submit the numeric extension. Do not include data that indicates an extension, such as “ext” or “x-”.

TR3 Example: PER*IC*JOHN SMITH*TE*5555551234*EX*123~

DIAGRAM



ELEMENT DETAIL

USAGE	REF. DES.	DATA ELEMENT	NAME	ATTRIBUTES						
REQUIRED	PER01	366	Contact Function Code Code identifying the major duty or responsibility of the person or group named	M 1	ID	2/2				
			<table><tr><th>CODE</th><th>DEFINITION</th></tr><tr><td>IC</td><td>Information Contact</td></tr></table>	CODE	DEFINITION	IC	Information Contact			
CODE	DEFINITION									
IC	Information Contact									
SITUATIONAL	PER02	93	Name Free-form name	O 1	AN	1/60				
			SITUATIONAL RULE: <i>Required when the Patient contact is a person other than the person identified in the Patient Name NM1 (Loop ID-2010CA). If not required by this implementation guide, do not send.</i>							
REQUIRED	PER03	365	Communication Number Qualifier Code identifying the type of communication number	X 1	ID	2/2				
			SYNTAX: P0304							
			<table><tr><th>CODE</th><th>DEFINITION</th></tr><tr><td>TE</td><td>Telephone</td></tr></table>	CODE	DEFINITION	TE	Telephone			
CODE	DEFINITION									
TE	Telephone									
REQUIRED	PER04	364	Communication Number Complete communications number including country or area code when applicable	X 1	AN	1/256				
			SYNTAX: P0304							
SITUATIONAL	PER05	365	Communication Number Qualifier Code identifying the type of communication number	X 1	ID	2/2				
			SYNTAX: P0506							
			SITUATIONAL RULE: <i>Required when this information is deemed necessary by the submitter. If not required by this implementation guide, do not send.</i>							
			<table><tr><th>CODE</th><th>DEFINITION</th></tr><tr><td>EX</td><td>Telephone Extension</td></tr></table>	CODE	DEFINITION	EX	Telephone Extension			
CODE	DEFINITION									
EX	Telephone Extension									
SITUATIONAL	PER06	364	Communication Number Complete communications number including country or area code when applicable	X 1	AN	1/256				
			SYNTAX: P0506							
			SITUATIONAL RULE: <i>Required when this information is deemed necessary by the submitter. If not required by this implementation guide, do not send.</i>							
NOT USED	PER07	365	Communication Number Qualifier	X 1	ID	2/2				
NOT USED	PER08	364	Communication Number	X 1	AN	1/256				
NOT USED	PER09	443	Contact Inquiry Reference	O 1	AN	1/20				

SEGMENT DETAIL

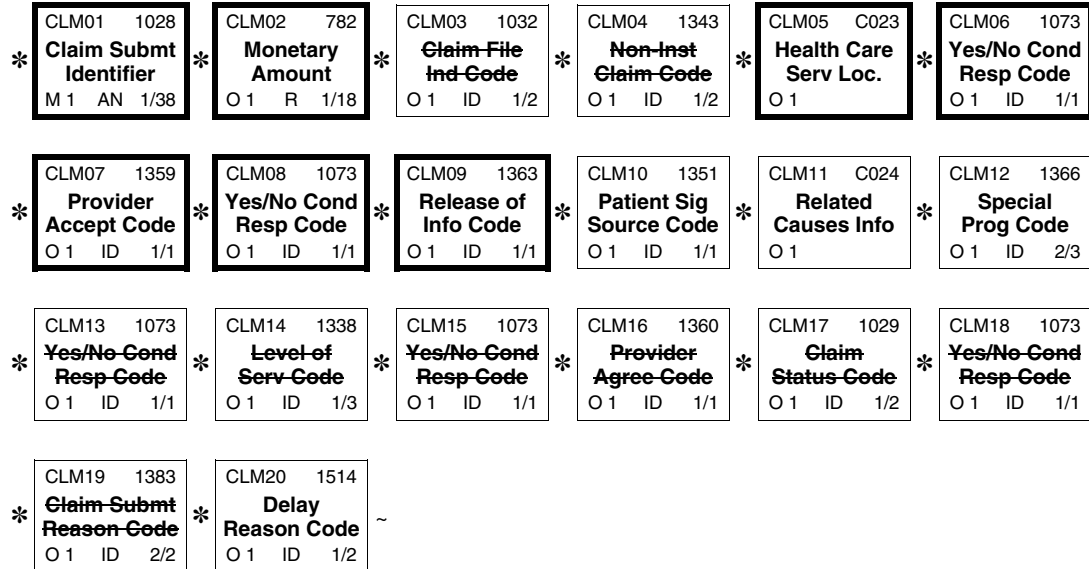
CLM - CLAIM INFORMATION**X12 Segment Name:** Health Claim**X12 Purpose:** To specify basic data about the claim**Loop:** 2300 — CLAIM INFORMATION **Loop Repeat:** 100**Segment Repeat:** 1**Usage:** REQUIRED

TR3 Notes: 1. The developers of this implementation guide recommend that trading partners limit the size of the transaction (ST-SE envelope) to a maximum of 5000 CLM segments. There is no recommended limit to the number of ST-SE transactions within a GS-GE or ISA-IEA. Willing trading partners can agree to set limits higher.

2. For purposes of this documentation, the claim detail information is presented only in the dependent level. Specific claim detail information can be given in either the subscriber or the dependent hierarchical level. Because of this, the claim information is said to “float.” Claim information is positioned in the same hierarchical level that describes its owner-participant, either the subscriber or the dependent. In other words, the claim information, Loop ID-2300, is placed following Loop ID-2010BB in the Subscriber Hierarchical Level (HL) when patient information is sent in Loop ID-2010BA of the Subscriber HL. Claim information is placed in the Patient HL when the patient information is sent in Loop ID-2010CA of the Patient HL. When the patient is the subscriber or is considered to be the subscriber, Loop ID-2000C and Loop ID-2010CA are not sent. See Subscriber/Patient HL Segment explanation in section 1.4.3.2.2.1 for details.

TR3 Example: CLM*A37YH556*500***11:B:1*Y*A*Y*I*P~

CLM



USAGE	REF. DES.	DATA ELEMENT	NAME	ATTRIBUTES		
REQUIRED	CLM01	1028	Claim Submitter's Identifier	M 1	AN	1/38

Identifier used to track a claim from creation by the health care provider through payment

IMPLEMENTATION NAME: **Patient Control Number**

The number that the submitter transmits in this position is echoed back to the submitter in the 835 and other transactions. This permits the submitter to use the value in this field as a key in the submitter's system to match the claim to the payment information returned in the 835 transaction. The two recommended identifiers are either the Patient Account Number or the Claim Number in the billing submitter's patient management system. The developers of this implementation guide strongly recommend that submitters use unique numbers for this field for each individual claim.

When Loop ID-2010AC is present, CLM01 represents the subrogated Medicaid agency's claim number (ICN/DCN) from their original 835 CLP07 - Payer Claim Control Number. See Section 1.4.1.4 of the front matter for a description of post payment recovery claims for subrogated Medicaid agencies.

The maximum number of characters to be supported for this field is '20'. Characters beyond the maximum are not required to be stored nor returned by any 837-receiving system.

REQUIRED	CLM02	782	Monetary Amount Monetary amount SEMANTIC: CLM02 is the total amount of all submitted charges of service segments for this claim. IMPLEMENTATION NAME: Total Claim Charge Amount The Total Claim Charge Amount must be greater than or equal to zero. The total claim charge amount must balance to the sum of all service line charge amounts reported in the Professional Service (SV1) segments for this claim.	O 1	R	1/18
NOT USED	CLM03	1032	Claim Filing Indicator Code	O 1	ID	1/2
NOT USED	CLM04	1343	Non-Institutional Claim Type Code	O 1	ID	1/2
REQUIRED	CLM05	C023	HEALTH CARE SERVICE LOCATION INFORMATION To provide information that identifies the place of service or the type of bill related to the location at which a health care service was rendered CLM05 applies to all service lines unless it is over written at the line level.	O 1		
REQUIRED	CLM05-01	1331	Facility Code Value Code identifying where services were, or may be, performed; the first and second positions of the Uniform Bill Type Code for Institutional Services or the Place of Service Codes for Professional or Dental Services. IMPLEMENTATION NAME: Place of Service Code	M	AN	1/2
REQUIRED	CLM05-02	1332	Facility Code Qualifier Code identifying the type of facility referenced SEMANTIC: C023-02 qualifies C023-01 and C023-03.	O	ID	1/2
			CODE	DEFINITION		
		B		Place of Service Codes for Professional or Dental Services CODE SOURCE 237: Place of Service Codes for Professional Claims		
REQUIRED	CLM05-03	1325	Claim Frequency Type Code Code specifying the frequency of the claim; this is the third position of the Uniform Billing Claim Form Bill Type IMPLEMENTATION NAME: Claim Frequency Code CODE SOURCE 235: Claim Frequency Type Code	O	ID	1/1
REQUIRED	CLM06	1073	Yes/No Condition or Response Code Code indicating a Yes or No condition or response SEMANTIC: CLM06 is provider signature on file indicator. A “Y” value indicates the provider signature is on file; an “N” value indicates the provider signature is not on file. IMPLEMENTATION NAME: Provider or Supplier Signature Indicator	O 1	ID	1/1
			CODE	DEFINITION		
		N		No		
		Y		Yes		

REQUIRED	CLM07	1359	Provider Accept Assignment Code				O 1	ID	1/1								
			Code indicating whether the provider accepts assignment														
			IMPLEMENTATION NAME: Assignment or Plan Participation Code														
			Within this element the context of the word assignment is related to the relationship between the provider and the payer. This is NOT the field for reporting whether the patient has or has not assigned benefits to the provider. The benefit assignment indicator is in CLM08.														
			<table><tr><th>CODE</th><th>DEFINITION</th></tr><tr><td>A</td><td>Assigned Required when the provider accepts assignment and/or has a participation agreement with the destination payer. OR Required when the provider does not accept assignment and/or have a participation agreement, but is advising the payer to adjudicate this specific claim under participating provider benefits as allowed under certain plans.</td></tr><tr><td>B</td><td>Assignment Accepted on Clinical Lab Services Only Required when the provider accepts assignment for Clinical Lab Services only.</td></tr><tr><td>C</td><td>Not Assigned Required when neither codes 'A' nor 'B' apply.</td></tr></table>							CODE	DEFINITION	A	Assigned Required when the provider accepts assignment and/or has a participation agreement with the destination payer. OR Required when the provider does not accept assignment and/or have a participation agreement, but is advising the payer to adjudicate this specific claim under participating provider benefits as allowed under certain plans.	B	Assignment Accepted on Clinical Lab Services Only Required when the provider accepts assignment for Clinical Lab Services only.	C	Not Assigned Required when neither codes 'A' nor 'B' apply.
CODE	DEFINITION																
A	Assigned Required when the provider accepts assignment and/or has a participation agreement with the destination payer. OR Required when the provider does not accept assignment and/or have a participation agreement, but is advising the payer to adjudicate this specific claim under participating provider benefits as allowed under certain plans.																
B	Assignment Accepted on Clinical Lab Services Only Required when the provider accepts assignment for Clinical Lab Services only.																
C	Not Assigned Required when neither codes 'A' nor 'B' apply.																
REQUIRED	CLM08	1073	Yes/No Condition or Response Code				O 1	ID	1/1								
			Code indicating a Yes or No condition or response														
			SEMANTIC: CLM08 is assignment of benefits indicator. A "Y" value indicates insured or authorized person authorizes benefits to be assigned to the provider; an "N" value indicates benefits have not been assigned to the provider.														
			IMPLEMENTATION NAME: Benefits Assignment Certification Indicator														
			This element answers the question whether or not the insured has authorized the plan to remit payment directly to the provider.														
			<table><tr><th>CODE</th><th>DEFINITION</th></tr><tr><td>N</td><td>No</td></tr><tr><td>W</td><td>Not Applicable Use code 'W' when the patient refuses to assign benefits.</td></tr><tr><td>Y</td><td>Yes</td></tr></table>							CODE	DEFINITION	N	No	W	Not Applicable Use code 'W' when the patient refuses to assign benefits.	Y	Yes
CODE	DEFINITION																
N	No																
W	Not Applicable Use code 'W' when the patient refuses to assign benefits.																
Y	Yes																

REQUIRED	CLM09	1363	Release of Information CodeO 1ID1/1			
			Code indicating whether the provider has on file a signed statement by the patient authorizing the release of medical data to other organizations			
			The Release of Information response is limited to the information carried in this claim.			
			CODE	DEFINITION		
			I	Informed Consent to Release Medical Information for Conditions or Diagnoses Regulated by Federal Statutes		
				Required when the provider has not collected a signature AND state or federal laws do not require a signature be collected.		
			Y	Yes, Provider has a Signed Statement Permitting Release of Medical Billing Data Related to a Claim		
				Required when the provider has collected a signature. OR Required when state or federal laws require a signature be collected.		
SITUATIONAL	CLM10	1351	Patient Signature Source Code		O 1	ID 1/1
			Code indicating how the patient or subscriber authorization signatures were obtained and how they are being retained by the provider			
			SITUATIONAL RULE: Required when a signature was executed on the patient's behalf under state or federal law. If not required by this implementation guide, do not send.			
			CODE	DEFINITION		
			P	Signature generated by provider because the patient was not physically present for services		
				Signature generated by an entity other than the patient according to State or Federal law.		
SITUATIONAL	CLM11	C024	RELATED CAUSES INFORMATION		O 1	
			To identify one or more related causes and associated state or country information			
			SITUATIONAL RULE: Required when the services provided are employment related or the result of an accident. If not required by this implementation guide, do not send.			
			If DTP - Date of Accident (DTP01=439) is used, then CLM11 is required.			
REQUIRED	CLM11-01	1362	Related-Causes Code		M	ID 2/3
			Code identifying an accompanying cause of an illness, injury or an accident			
			IMPLEMENTATION NAME: Related Causes Code			
			CODE	DEFINITION		
			AA	Auto Accident		
			EM	Employment		
			OA	Other Accident		

SITUATIONAL	CLM11-02	1362	Related-Causes Code	O	ID	2/3																		
Code identifying an accompanying cause of an illness, injury or an accident																								
SITUATIONAL RULE: <i>Required when more than one related cause code applies. See CLM11-1 for valid values. If not required by this implementation guide, do not send.</i>																								
IMPLEMENTATION NAME: Related Causes Code																								
NOT USED	CLM11-03	1362	Related-Causes Code	O	ID	2/3																		
SITUATIONAL	CLM11-04	156	State or Province Code	O	ID	2/2																		
Code (Standard State/Province) as defined by appropriate government agency																								
COMMENTS: C024-04 and C024-05 apply only to auto accidents when C024-01, C024-02, or C024-03 is equal to "AA".																								
SITUATIONAL RULE: <i>Required when CLM11-1 or CLM11-2 has a value of 'AA' to identify the state, province or sub-country code in which the automobile accident occurred. If accident occurred in a country or location that does not have states, provinces or sub-country codes named in Code Source 22, do not use.</i>																								
<i>If not required by this implementation guide, do not send.</i>																								
IMPLEMENTATION NAME: Auto Accident State or Province Code																								
CODE SOURCE 22: States and Provinces																								
SITUATIONAL	CLM11-05	26	Country Code	O	ID	2/3																		
Code identifying the country																								
SITUATIONAL RULE: <i>Required when CLM11-1 or CLM11-2 = AA and the accident occurred in a country other than US or Canada. If not required by this implementation guide, do not send.</i>																								
CODE SOURCE 5: Countries, Currencies and Funds																								
SITUATIONAL	CLM12	1366	Special Program Code	O 1	ID	2/3																		
Code indicating the Special Program under which the services rendered to the patient were performed																								
SITUATIONAL RULE: <i>Required when the services were rendered under one of the following circumstances, programs, or projects. If not required by this implementation guide, do not send.</i>																								
IMPLEMENTATION NAME: Special Program Indicator																								
<table><tr><th>CODE</th><th>DEFINITION</th></tr><tr><td>02</td><td>Physically Handicapped Children's Program</td></tr><tr><td></td><td>This code is used for Medicaid claims only.</td></tr><tr><td>03</td><td>Special Federal Funding</td></tr><tr><td></td><td>This code is used for Medicaid claims only.</td></tr><tr><td>05</td><td>Disability</td></tr><tr><td></td><td>This code is used for Medicaid claims only.</td></tr><tr><td>09</td><td>Second Opinion or Surgery</td></tr><tr><td></td><td>This code is used for Medicaid claims only.</td></tr></table>							CODE	DEFINITION	02	Physically Handicapped Children's Program		This code is used for Medicaid claims only.	03	Special Federal Funding		This code is used for Medicaid claims only.	05	Disability		This code is used for Medicaid claims only.	09	Second Opinion or Surgery		This code is used for Medicaid claims only.
CODE	DEFINITION																							
02	Physically Handicapped Children's Program																							
	This code is used for Medicaid claims only.																							
03	Special Federal Funding																							
	This code is used for Medicaid claims only.																							
05	Disability																							
	This code is used for Medicaid claims only.																							
09	Second Opinion or Surgery																							
	This code is used for Medicaid claims only.																							
NOT USED	CLM13	1073	Yes/No Condition or Response Code	O 1	ID	1/1																		

NOT USED	CLM14	1338	Level of Service Code	O 1	ID	1/3
NOT USED	CLM15	1073	Yes/No Condition or Response Code	O 1	ID	1/1
NOT USED	CLM16	1360	Provider Agreement Code	O 1	ID	1/1
NOT USED	CLM17	1029	Claim Status Code	O 1	ID	1/2
NOT USED	CLM18	1073	Yes/No Condition or Response Code	O 1	ID	1/1
NOT USED	CLM19	1383	Claim Submission Reason Code	O 1	ID	2/2
SITUATIONAL	CLM20	1514	Delay Reason Code	O 1	ID	1/2

Code indicating the reason why a request was delayed

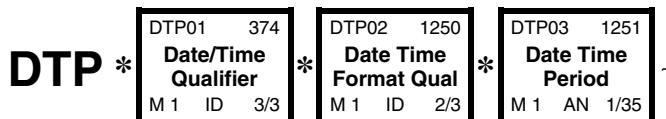
SITUATIONAL RULE: *Required when the claim is submitted late (past contracted date of filing limitations). If not required by this implementation guide, do not send.*

CODE	DEFINITION
1	Proof of Eligibility Unknown or Unavailable
2	Litigation
3	Authorization Delays
4	Delay in Certifying Provider
5	Delay in Supplying Billing Forms
6	Delay in Delivery of Custom-made Appliances
7	Third Party Processing Delay
8	Delay in Eligibility Determination
9	Original Claim Rejected or Denied Due to a Reason Unrelated to the Billing Limitation Rules
10	Administration Delay in the Prior Approval Process
11	Other
15	Natural Disaster

SEGMENT DETAIL

DTP - DATE - ONSET OF CURRENT ILLNESS OR SYMPTOM**X12 Segment Name:** Date or Time or Period**X12 Purpose:** To specify any or all of a date, a time, or a time period**Loop:** 2300 — CLAIM INFORMATION**Segment Repeat:** 1**Usage:** SITUATIONAL**Situational Rule:** Required for the initial medical service or visit performed in response to a medical emergency when the date is available and is different than the date of service. If not required by this implementation guide, do not send.**TR3 Notes:** 1. This date is the onset of acute symptoms for the current illness or condition.**TR3 Example:** DTP*431*D8*20050108~

DIAGRAM



ELEMENT DETAIL

USAGE	REF. DES.	DATA ELEMENT	NAME	ATTRIBUTES		
REQUIRED	DTP01	374	Date/Time Qualifier Code specifying type of date or time, or both date and time	M 1	ID	3/3
IMPLEMENTATION NAME: Date Time Qualifier						
			CODE	DEFINITION		
			431	Onset of Current Symptoms or Illness		
REQUIRED	DTP02	1250	Date Time Period Format Qualifier Code indicating the date format, time format, or date and time format	M 1	ID	2/3
SEMANTIC: DTP02 is the date or time or period format that will appear in DTP03.						
			CODE	DEFINITION		
			D8	Date Expressed in Format CCYYMMDD		
REQUIRED	DTP03	1251	Date Time Period Expression of a date, a time, or range of dates, times or dates and times	M 1	AN	1/35
IMPLEMENTATION NAME: Onset of Current Illness or Injury Date						

SEGMENT DETAIL

DTP - DATE - INITIAL TREATMENT DATE

X12 Segment Name: Date or Time or Period

X12 Purpose: To specify any or all of a date, a time, or a time period

Loop: 2300 — CLAIM INFORMATION

Segment Repeat: 1

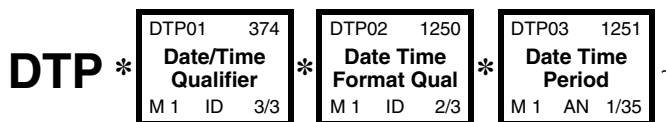
Usage: SITUATIONAL

Situational Rule: Required when the Initial Treatment Date is known to impact adjudication for claims involving spinal manipulation, physical therapy, occupational therapy, speech language pathology, dialysis, optical refractions, or pregnancy. If not required by this implementation guide, do not send.

TR3 Notes: 1. Dates in Loop ID-2300 apply to all service lines within Loop ID-2400 unless a DTP segment occurs in Loop ID-2400 with the same value in DTP01. In that case, the DTP in Loop ID-2400 overrides the DTP in Loop ID-2300 for that service line only.

TR3 Example: DTP*454*D8*20050108~

DIAGRAM



ELEMENT DETAIL

USAGE	REF. DES.	DATA ELEMENT	NAME	ATTRIBUTES
REQUIRED	DTP01	374	Date/Time Qualifier Code specifying type of date or time, or both date and time	M 1 ID 3/3
IMPLEMENTATION NAME: Date Time Qualifier				
			CODE	DEFINITION
			454	Initial Treatment
REQUIRED	DTP02	1250	Date Time Period Format Qualifier Code indicating the date format, time format, or date and time format	M 1 ID 2/3
SEMANTIC: DTP02 is the date or time or period format that will appear in DTP03.				
			CODE	DEFINITION
			D8	Date Expressed in Format CCYYMMDD
REQUIRED	DTP03	1251	Date Time Period Expression of a date, a time, or range of dates, times or dates and times	M 1 AN 1/35
IMPLEMENTATION NAME: Initial Treatment Date				

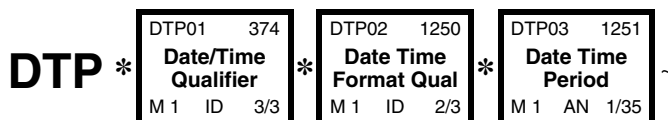
SEGMENT DETAIL

DTP - DATE - LAST SEEN DATE**X12 Segment Name:** Date or Time or Period**X12 Purpose:** To specify any or all of a date, a time, or a time period**Loop:** 2300 — CLAIM INFORMATION**Segment Repeat:** 1**Usage:** SITUATIONAL**Situational Rule:** Required when claims involve services for routine foot care and it is known to impact the payer's adjudication process. If not required by this implementation guide, do not send.

- TR3 Notes:**
1. This is the date that the patient was seen by the attending or supervising physician for the qualifying medical condition related to the services performed.
 2. Dates in Loop ID-2300 apply to all service lines within Loop ID-2400 unless a DTP segment occurs in Loop ID-2400 with the same value in DTP01. In that case, the DTP in Loop ID-2400 overrides the DTP in Loop ID-2300 for that service line only.

TR3 Example: DTP*304*D8*20050108~

DIAGRAM



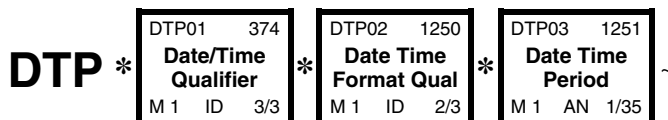
ELEMENT DETAIL

USAGE	REF. DES.	DATA ELEMENT	NAME	ATTRIBUTES
REQUIRED	DTP01	374	Date/Time Qualifier Code specifying type of date or time, or both date and time	M 1 ID 3/3
IMPLEMENTATION NAME: Date Time Qualifier				
			CODE	DEFINITION
			304	Latest Visit or Consultation
REQUIRED	DTP02	1250	Date Time Period Format Qualifier Code indicating the date format, time format, or date and time format	M 1 ID 2/3
SEMANTIC: DTP02 is the date or time or period format that will appear in DTP03.				
			CODE	DEFINITION
			D8	Date Expressed in Format CCYYMMDD
REQUIRED	DTP03	1251	Date Time Period Expression of a date, a time, or range of dates, times or dates and times	M 1 AN 1/35
IMPLEMENTATION NAME: Last Seen Date				

SEGMENT DETAIL

DTP - DATE - ACUTE MANIFESTATION**X12 Segment Name:** Date or Time or Period**X12 Purpose:** To specify any or all of a date, a time, or a time period**Loop:** 2300 — CLAIM INFORMATION**Segment Repeat:** 1**Usage:** SITUATIONAL**Situational Rule:** Required when Loop ID-2300 CR208 = “A” or “M”, the claim involves spinal manipulation, and the payer is Medicare. If not required by this implementation guide, do not send.**TR3 Example:** DTP*453*D8*20050108~

DIAGRAM



ELEMENT DETAIL

USAGE	REF. DES.	DATA ELEMENT	NAME	ATTRIBUTES
REQUIRED	DTP01	374	Date/Time Qualifier Code specifying type of date or time, or both date and time	M 1 ID 3/3
IMPLEMENTATION NAME: Date Time Qualifier				
		CODE	DEFINITION	
		453	Acute Manifestation of a Chronic Condition	
REQUIRED	DTP02	1250	Date Time Period Format Qualifier Code indicating the date format, time format, or date and time format	M 1 ID 2/3
SEMANTIC: DTP02 is the date or time or period format that will appear in DTP03.				
		CODE	DEFINITION	
		D8	Date Expressed in Format CCYYMMDD	
REQUIRED	DTP03	1251	Date Time Period Expression of a date, a time, or range of dates, times or dates and times	M 1 AN 1/35
IMPLEMENTATION NAME: Acute Manifestation Date				

SEGMENT DETAIL

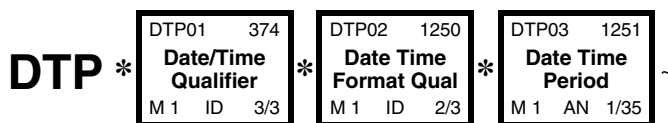
DTP - DATE - ACCIDENT

X12 Segment Name: Date or Time or Period**X12 Purpose:** To specify any or all of a date, a time, or a time period**Loop:** 2300 — CLAIM INFORMATION**Segment Repeat:** 1**Usage:** SITUATIONAL

Situational Rule: Required when CLM11-1 or CLM11-2 has a value of 'AA' or 'OA'.
OR
Required when CLM11-1 or CLM11-2 has a value of 'EM' and this claim is the result of an accident.
If not required by this implementation guide, do not send.

TR3 Example: DTP*439*D8*20060108~

DIAGRAM



ELEMENT DETAIL

USAGE	REF. DES.	DATA ELEMENT	NAME	ATTRIBUTES		
REQUIRED	DTP01	374	Date/Time Qualifier Code specifying type of date or time, or both date and time	M 1	ID	3/3
IMPLEMENTATION NAME: Date Time Qualifier						
			CODE	DEFINITION		
			439	Accident		
REQUIRED	DTP02	1250	Date Time Period Format Qualifier Code indicating the date format, time format, or date and time format	M 1	ID	2/3
SEMANTIC: DTP02 is the date or time or period format that will appear in DTP03.						
			CODE	DEFINITION		
			D8	Date Expressed in Format CCYYMMDD		
REQUIRED	DTP03	1251	Date Time Period Expression of a date, a time, or range of dates, times or dates and times	M 1	AN	1/35
IMPLEMENTATION NAME: Accident Date						

SEGMENT DETAIL

DTP - DATE - LAST MENSTRUAL PERIOD

X12 Segment Name: Date or Time or Period

X12 Purpose: To specify any or all of a date, a time, or a time period

Loop: 2300 — CLAIM INFORMATION

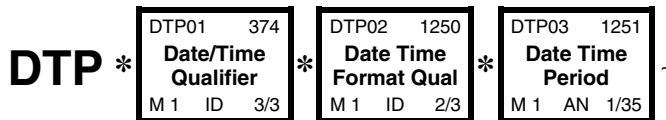
Segment Repeat: 1

Usage: SITUATIONAL

Situational Rule: Required when, in the judgment of the provider, the services on this claim are related to the patient's pregnancy. If not required by this implementation guide, do not send.

TR3 Example: DTP*484*D8*20050108~

DIAGRAM



ELEMENT DETAIL

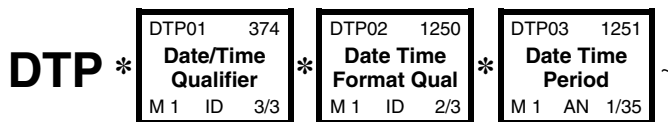
USAGE	REF. DES.	DATA ELEMENT	NAME	ATTRIBUTES
REQUIRED	DTP01	374	Date/Time Qualifier Code specifying type of date or time, or both date and time	M 1 ID 3/3
IMPLEMENTATION NAME: Date Time Qualifier				
			CODE	DEFINITION
			484	Last Menstrual Period
REQUIRED	DTP02	1250	Date Time Period Format Qualifier Code indicating the date format, time format, or date and time format	M 1 ID 2/3
SEMANTIC: DTP02 is the date or time or period format that will appear in DTP03.				
			CODE	DEFINITION
			D8	Date Expressed in Format CCYYMMDD
REQUIRED	DTP03	1251	Date Time Period Expression of a date, a time, or range of dates, times or dates and times	M 1 AN 1/35
IMPLEMENTATION NAME: Last Menstrual Period Date				

SEGMENT DETAIL

DTP - DATE - LAST X-RAY DATE

X12 Segment Name: Date or Time or Period**X12 Purpose:** To specify any or all of a date, a time, or a time period**Loop:** 2300 — CLAIM INFORMATION**Segment Repeat:** 1**Usage:** SITUATIONAL**Situational Rule:** Required when claim involves spinal manipulation and an x-ray was taken. If not required by this implementation guide, do not send.**TR3 Notes:** 1. Dates in Loop ID-2300 apply to all service lines within Loop ID-2400 unless a DTP segment occurs in Loop ID-2400 with the same value in DTP01. In that case, the DTP in Loop ID-2400 overrides the DTP in Loop ID-2300 for that service line only.**TR3 Example:** DTP*455*D8*20050108~

DIAGRAM



ELEMENT DETAIL

USAGE	REF. DES.	DATA ELEMENT	NAME	ATTRIBUTES
REQUIRED	DTP01	374	Date/Time Qualifier Code specifying type of date or time, or both date and time	M 1 ID 3/3
IMPLEMENTATION NAME: Date Time Qualifier				
			CODE	DEFINITION
			455	Last X-Ray
REQUIRED	DTP02	1250	Date Time Period Format Qualifier Code indicating the date format, time format, or date and time format	M 1 ID 2/3
SEMANTIC: DTP02 is the date or time or period format that will appear in DTP03.				
			CODE	DEFINITION
			D8	Date Expressed in Format CCYYMMDD
REQUIRED	DTP03	1251	Date Time Period Expression of a date, a time, or range of dates, times or dates and times	M 1 AN 1/35
IMPLEMENTATION NAME: Last X-Ray Date				

SEGMENT DETAIL

DTP - DATE - HEARING AND VISION PRESCRIPTION DATE

X12 Segment Name: Date or Time or Period

X12 Purpose: To specify any or all of a date, a time, or a time period

Loop: 2300 — CLAIM INFORMATION

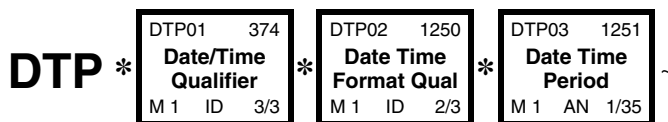
Segment Repeat: 1

Usage: SITUATIONAL

Situational Rule: Required on claims where a prescription has been written for hearing devices or vision frames and lenses and it is being billed on this claim. If not required by this implementation guide, do not send.

TR3 Example: DTP*471*D8*20050108~

DIAGRAM



ELEMENT DETAIL

USAGE	REF. DES.	DATA ELEMENT	NAME	ATTRIBUTES
REQUIRED	DTP01	374	Date/Time Qualifier Code specifying type of date or time, or both date and time	M 1 ID 3/3
IMPLEMENTATION NAME: Date Time Qualifier				
			CODE	DEFINITION
			471	Prescription
REQUIRED	DTP02	1250	Date Time Period Format Qualifier Code indicating the date format, time format, or date and time format	M 1 ID 2/3
SEMANTIC: DTP02 is the date or time or period format that will appear in DTP03.				
			CODE	DEFINITION
			D8	Date Expressed in Format CCYYMMDD
REQUIRED	DTP03	1251	Date Time Period Expression of a date, a time, or range of dates, times or dates and times	M 1 AN 1/35
IMPLEMENTATION NAME: Prescription Date				

SEGMENT DETAIL

DTP - DATE - DISABILITY DATES

X12 Segment Name: Date or Time or Period**X12 Purpose:** To specify any or all of a date, a time, or a time period**Loop:** 2300 — CLAIM INFORMATION**Segment Repeat:** 1**Usage:** SITUATIONAL**Situational Rule:** Required on claims involving disability where, in the judgment of the provider, the patient was or will be unable to perform the duties normally associated with his/her work.

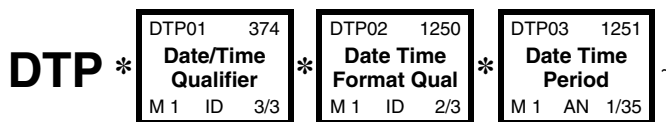
OR

Required on non-HIPAA claims (for example workers compensation or property and casualty) when required by the claims processor.

If not required by this implementation guide, do not send.

TR3 Example: DTP*360*D8*20050108~

DIAGRAM



ELEMENT DETAIL

USAGE	REF. DES.	DATA ELEMENT	NAME	ATTRIBUTES
REQUIRED	DTP01	374	Date/Time Qualifier Code specifying type of date or time, or both date and time	M 1 ID 3/3
IMPLEMENTATION NAME: Date Time Qualifier				
		CODE	DEFINITION	
		314	Disability Use code 314 when both disability start and end date are being reported.	
		360	Initial Disability Period Start Use code 360 if patient is currently disabled and disability end date is unknown.	
		361	Initial Disability Period End Use code 361 if patient is no longer disabled and the start date is unknown.	

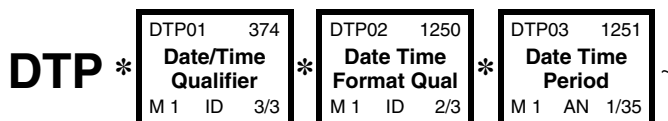
REQUIRED	DTP02	1250	<div>Date Time Period Format Qualifier</div> <div>Code indicating the date format, time format, or date and time format</div> <div>SEMANTIC: DTP02 is the date or time or period format that will appear in DTP03.</div> <table><thead><tr><th>CODE</th><th>DEFINITION</th></tr></thead><tbody><tr><td>D8</td><td>Date Expressed in Format CCYYMMDD</td></tr><tr><td></td><td>Use code D8 when DTP01 is 360 or 361.</td></tr><tr><td>RD8</td><td>Range of Dates Expressed in Format CCYYMMDD-CCYYMMDD</td></tr><tr><td></td><td>Use code RD8 when DTP01 is 314.</td></tr></tbody></table>	CODE	DEFINITION	D8	Date Expressed in Format CCYYMMDD		Use code D8 when DTP01 is 360 or 361.	RD8	Range of Dates Expressed in Format CCYYMMDD-CCYYMMDD		Use code RD8 when DTP01 is 314.	M 1 ID 2/3
CODE	DEFINITION													
D8	Date Expressed in Format CCYYMMDD													
	Use code D8 when DTP01 is 360 or 361.													
RD8	Range of Dates Expressed in Format CCYYMMDD-CCYYMMDD													
	Use code RD8 when DTP01 is 314.													
REQUIRED	DTP03	1251	<div>Date Time Period</div> <div>Expression of a date, a time, or range of dates, times or dates and times</div> <div>IMPLEMENTATION NAME: Disability From Date</div>	M 1 AN 1/35										

SEGMENT DETAIL

DTP - DATE - LAST WORKED

X12 Segment Name: Date or Time or Period**X12 Purpose:** To specify any or all of a date, a time, or a time period**Loop:** 2300 — CLAIM INFORMATION**Segment Repeat:** 1**Usage:** SITUATIONAL**Situational Rule:** Required on claims where this information is necessary for adjudication of the claim (for example, workers compensation claims involving absence from work). If not required by this implementation guide, do not send.**TR3 Example:** DTP*297*D8*20050108~

DIAGRAM



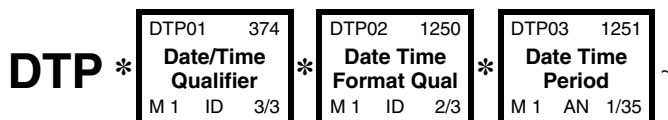
ELEMENT DETAIL

USAGE	REF. DES.	DATA ELEMENT	NAME	ATTRIBUTES
REQUIRED	DTP01	374	Date/Time Qualifier Code specifying type of date or time, or both date and time	M 1 ID 3/3
IMPLEMENTATION NAME: Date Time Qualifier				
			CODE	DEFINITION
			297	Initial Disability Period Last Day Worked
REQUIRED	DTP02	1250	Date Time Period Format Qualifier Code indicating the date format, time format, or date and time format	M 1 ID 2/3
SEMANTIC: DTP02 is the date or time or period format that will appear in DTP03.				
			CODE	DEFINITION
			D8	Date Expressed in Format CCYYMMDD
REQUIRED	DTP03	1251	Date Time Period Expression of a date, a time, or range of dates, times or dates and times	M 1 AN 1/35
IMPLEMENTATION NAME: Last Worked Date				

SEGMENT DETAIL

DTP - DATE - AUTHORIZED RETURN TO WORK**X12 Segment Name:** Date or Time or Period**X12 Purpose:** To specify any or all of a date, a time, or a time period**Loop:** 2300 — CLAIM INFORMATION**Segment Repeat:** 1**Usage:** SITUATIONAL**Situational Rule:** Required on claims where this information is necessary for adjudication of the claim (for example, workers compensation claims involving absence from work). If not required by this implementation guide, do not send.**TR3 Example:** DTP*296*D8*20050108~

DIAGRAM



ELEMENT DETAIL

USAGE	REF. DES.	DATA ELEMENT	NAME	ATTRIBUTES		
REQUIRED	DTP01	374	Date/Time Qualifier Code specifying type of date or time, or both date and time	M 1	ID	3/3
IMPLEMENTATION NAME: Date Time Qualifier						
			CODE	DEFINITION		
			296	Initial Disability Period Return To Work		
			This is the date the provider has authorized the patient to return to work.			
REQUIRED	DTP02	1250	Date Time Period Format Qualifier Code indicating the date format, time format, or date and time format	M 1	ID	2/3
SEMANTIC: DTP02 is the date or time or period format that will appear in DTP03.						
			CODE	DEFINITION		
			D8	Date Expressed in Format CCYYMMDD		
REQUIRED	DTP03	1251	Date Time Period Expression of a date, a time, or range of dates, times or dates and times	M 1	AN	1/35
IMPLEMENTATION NAME: Work Return Date						

SEGMENT DETAIL

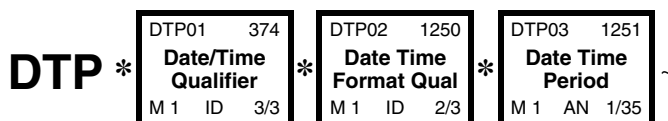
DTP - DATE - ADMISSION

X12 Segment Name: Date or Time or Period**X12 Purpose:** To specify any or all of a date, a time, or a time period**Loop:** 2300 — CLAIM INFORMATION**Segment Repeat:** 1**Usage:** SITUATIONAL

Situational Rule: Required on all ambulance claims when the patient was known to be admitted to the hospital.
OR
Required on all claims involving inpatient medical visits.
If not required by this implementation guide, do not send.

TR3 Example: DTP*435*D8*20030108~

DIAGRAM



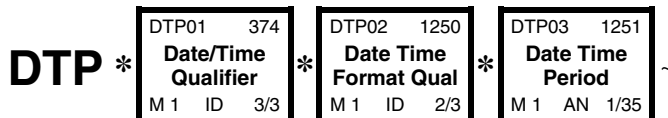
ELEMENT DETAIL

USAGE	REF. DES.	DATA ELEMENT	NAME	ATTRIBUTES		
REQUIRED	DTP01	374	Date/Time Qualifier Code specifying type of date or time, or both date and time	M 1	ID	3/3
IMPLEMENTATION NAME: Date Time Qualifier						
			CODE	DEFINITION		
			435	Admission		
REQUIRED	DTP02	1250	Date Time Period Format Qualifier Code indicating the date format, time format, or date and time format	M 1	ID	2/3
SEMANTIC: DTP02 is the date or time or period format that will appear in DTP03.						
			CODE	DEFINITION		
			D8	Date Expressed in Format CCYYMMDD		
REQUIRED	DTP03	1251	Date Time Period Expression of a date, a time, or range of dates, times or dates and times	M 1	AN	1/35
IMPLEMENTATION NAME: Related Hospitalization Admission Date						

SEGMENT DETAIL

DTP - DATE - DISCHARGE**X12 Segment Name:** Date or Time or Period**X12 Purpose:** To specify any or all of a date, a time, or a time period**Loop:** 2300 — CLAIM INFORMATION**Segment Repeat:** 1**Usage:** SITUATIONAL**Situational Rule:** Required for inpatient claims when the patient was discharged from the facility and the discharge date is known. If not required by this implementation guide, do not send.**TR3 Example:** DTP*096*D8*20050108~

DIAGRAM



ELEMENT DETAIL

USAGE	REF. DES.	DATA ELEMENT	NAME	ATTRIBUTES
REQUIRED	DTP01	374	Date/Time Qualifier Code specifying type of date or time, or both date and time	M 1 ID 3/3
IMPLEMENTATION NAME: Date Time Qualifier				
		CODE	DEFINITION	
		096	Discharge	
REQUIRED	DTP02	1250	Date Time Period Format Qualifier Code indicating the date format, time format, or date and time format	M 1 ID 2/3
SEMANTIC: DTP02 is the date or time or period format that will appear in DTP03.				
		CODE	DEFINITION	
		D8	Date Expressed in Format CCYYMMDD	
REQUIRED	DTP03	1251	Date Time Period Expression of a date, a time, or range of dates, times or dates and times	M 1 AN 1/35
IMPLEMENTATION NAME: Related Hospitalization Discharge Date				

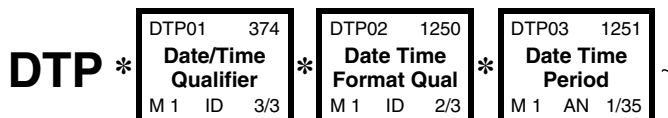
SEGMENT DETAIL

DTP - DATE - ASSUMED AND RELINQUISHED CARE DATES**X12 Segment Name:** Date or Time or Period**X12 Purpose:** To specify any or all of a date, a time, or a time period**Loop:** 2300 — CLAIM INFORMATION**Segment Repeat:** 2**Usage:** SITUATIONAL**Situational Rule:** Required to indicate “assumed care date” or “relinquished care date” when providers share post-operative care (global surgery claims). If not required by this implementation guide, do not send.**TR3 Notes:** 1. Assumed Care Date is the date care was assumed by another provider during post-operative care. Relinquished Care Date is the date the provider filing this claim ceased post-operative care. See Medicare guidelines for further explanation of these dates.

Example: Surgeon “A” relinquished post-operative care to Physician “B” five days after surgery. When Surgeon “A” submits a claim, “A” will use code “091 - Report End” to indicate the day the surgeon relinquished care of this patient to Physician “B”. When Physician “B” submits a claim, “B” will use code “090 - Report Start” to indicate the date they assumed care of this patient from Surgeon “A”.

TR3 Example: DTP*090*D8*20050108~

DIAGRAM



ELEMENT DETAIL

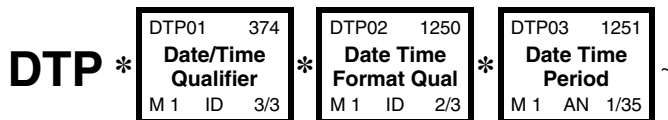
USAGE	REF. DES.	DATA ELEMENT	NAME	ATTRIBUTES
REQUIRED	DTP01	374	Date/Time Qualifier Code specifying type of date or time, or both date and time	M 1 ID 3/3
IMPLEMENTATION NAME: Date Time Qualifier				
CODE	DEFINITION			
090	Report Start Assumed Care Date - Use code “090” to indicate the date the provider filing this claim assumed care from another provider during post-operative care.			

			091	Report End			
				Relinquished Care Date - Use code “091” to indicate the date the provider filing this claim relinquished post-operative care to another provider.			
REQUIRED	DTP02	1250	Date Time Period Format Qualifier	M 1	ID	2/3	
			Code indicating the date format, time format, or date and time format				
			SEMANTIC: DTP02 is the date or time or period format that will appear in DTP03.				
			CODE	DEFINITION			
			D8	Date Expressed in Format CCYYMMDD			
REQUIRED	DTP03	1251	Date Time Period	M 1	AN	1/35	
			Expression of a date, a time, or range of dates, times or dates and times				
			IMPLEMENTATION NAME: Assumed or Relinquished Care Date				

SEGMENT DETAIL

**DTP - DATE - PROPERTY AND CASUALTY
DATE OF FIRST CONTACT****X12 Segment Name:** Date or Time or Period**X12 Purpose:** To specify any or all of a date, a time, or a time period**Loop:** 2300 — CLAIM INFORMATION**Segment Repeat:** 1**Usage:** SITUATIONAL**Situational Rule:** Required for Property and Casualty claims when state mandated. If not required by this implementation guide, do not send.**TR3 Notes:** 1. This is the date the patient first consulted the service provider for this condition. The date of first contact is the date the patient first consulted the provider by any means. It is not necessarily the Initial Treatment Date.**TR3 Example:** DTP*444*D8*20041013~

DIAGRAM



ELEMENT DETAIL

USAGE	REF. DES.	DATA ELEMENT	NAME	ATTRIBUTES						
REQUIRED	DTP01	374	Date/Time Qualifier Code specifying type of date or time, or both date and time IMPLEMENTATION NAME: Date Time Qualifier	M 1	ID	3/3				
			<table><tr><th>CODE</th><th>DEFINITION</th></tr><tr><td>444</td><td>First Visit or Consultation</td></tr></table>	CODE	DEFINITION	444	First Visit or Consultation			
CODE	DEFINITION									
444	First Visit or Consultation									
REQUIRED	DTP02	1250	Date Time Period Format Qualifier Code indicating the date format, time format, or date and time format SEMANTIC: DTP02 is the date or time or period format that will appear in DTP03.	M 1	ID	2/3				
			<table><tr><th>CODE</th><th>DEFINITION</th></tr><tr><td>D8</td><td>Date Expressed in Format CCYYMMDD</td></tr></table>	CODE	DEFINITION	D8	Date Expressed in Format CCYYMMDD			
CODE	DEFINITION									
D8	Date Expressed in Format CCYYMMDD									
REQUIRED	DTP03	1251	Date Time Period Expression of a date, a time, or range of dates, times or dates and times	M 1	AN	1/35				

SEGMENT DETAIL

DTP - DATE - REPRICER RECEIVED DATE

X12 Segment Name: Date or Time or Period

X12 Purpose: To specify any or all of a date, a time, or a time period

Loop: 2300 — CLAIM INFORMATION

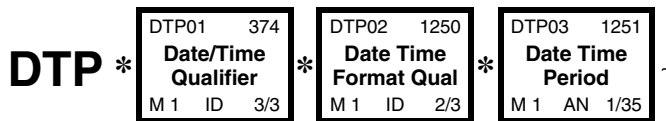
Segment Repeat: 1

Usage: SITUATIONAL

Situational Rule: Required when a repricer is passing the claim onto the payer. If not required by this implementation guide, do not send.

TR3 Example: DTP*050*D8*20051030~

DIAGRAM



ELEMENT DETAIL

USAGE	REF. DES.	DATA ELEMENT	NAME	ATTRIBUTES
REQUIRED	DTP01	374	Date/Time Qualifier Code specifying type of date or time, or both date and time	M 1 ID 3/3
IMPLEMENTATION NAME: Date Time Qualifier				
		CODE	DEFINITION	
		050	Received	
REQUIRED	DTP02	1250	Date Time Period Format Qualifier Code indicating the date format, time format, or date and time format	M 1 ID 2/3
SEMANTIC: DTP02 is the date or time or period format that will appear in DTP03.				
		CODE	DEFINITION	
		D8	Date Expressed in Format CCYYMMDD	
REQUIRED	DTP03	1251	Date Time Period Expression of a date, a time, or range of dates, times or dates and times	M 1 AN 1/35
IMPLEMENTATION NAME: Repricer Received Date				

SEGMENT DETAIL

PWK - CLAIM SUPPLEMENTAL INFORMATION**X12 Segment Name:** Paperwork**X12 Purpose:** To identify the type or transmission or both of paperwork or supporting information**X12 Syntax:** 1. P0506

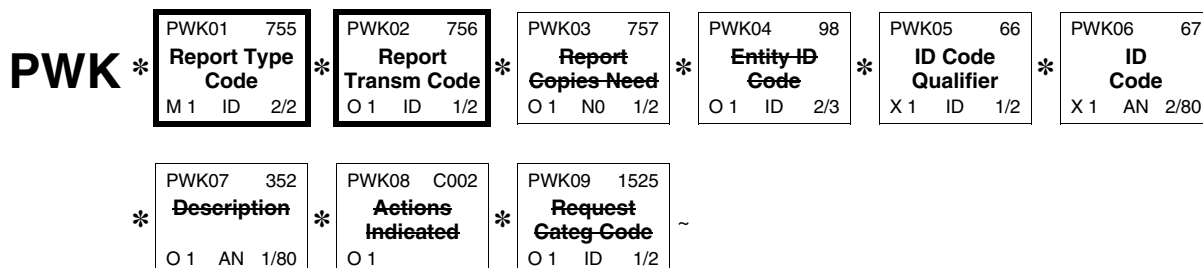
If either PWK05 or PWK06 is present, then the other is required.

Loop: 2300 — CLAIM INFORMATION**Segment Repeat:** 10**Usage:** SITUATIONAL

Situational Rule: Required when there is a paper attachment following this claim.
OR
Required when attachments are sent electronically (PWK02 = EL) but are transmitted in another functional group (for example, 275) rather than by paper. PWK06 is then used to identify the attached electronic documentation. The number in PWK06 is carried in the TRN of the electronic attachment.
OR
Required when the provider deems it necessary to identify additional information that is being held at the provider's office and is available upon request by the payer (or appropriate entity), but the information is not being submitted with the claim. Use the value of "AA" in PWK02 to convey this specific use of the PWK segment.
If not required by this implementation guide, do not send.

TR3 Example: PWK*OZ*BM***AC*DMN0012~

DIAGRAM



ELEMENT DETAIL

USAGE	REF. DES.	DATA ELEMENT	NAME	ATTRIBUTES
REQUIRED	PWK01	755	Report Type Code Code indicating the title or contents of a document, report or supporting item	M 1 ID 2/2
IMPLEMENTATION NAME: Attachment Report Type Code				
			CODE	DEFINITION
			03	Report Justifying Treatment Beyond Utilization Guidelines
			04	Drugs Administered
			05	Treatment Diagnosis
			06	Initial Assessment
			07	Functional Goals
			08	Plan of Treatment
			09	Progress Report
			10	Continued Treatment
			11	Chemical Analysis
			13	Certified Test Report
			15	Justification for Admission
			21	Recovery Plan
			A3	Allergies/Sensitivities Document
			A4	Autopsy Report
			AM	Ambulance Certification
			AS	Admission Summary
			B2	Prescription
			B3	Physician Order
			B4	Referral Form
			BR	Benchmark Testing Results
			BS	Baseline
			BT	Blanket Test Results
			CB	Chiropractic Justification
			CK	Consent Form(s)
			CT	Certification
			D2	Drug Profile Document
			DA	Dental Models
			DB	Durable Medical Equipment Prescription
			DG	Diagnostic Report
			DJ	Discharge Monitoring Report
			DS	Discharge Summary
			EB	Explanation of Benefits (Coordination of Benefits or Medicare Secondary Payor)
			HC	Health Certificate
			HR	Health Clinic Records
			I5	Immunization Record

IR	State School Immunization Records
LA	Laboratory Results
M1	Medical Record Attachment
MT	Models
NN	Nursing Notes
OB	Operative Note
OC	Oxygen Content Averaging Report
OD	Orders and Treatments Document
OE	Objective Physical Examination (including vital signs) Document
OX	Oxygen Therapy Certification
OZ	Support Data for Claim
P4	Pathology Report
P5	Patient Medical History Document
PE	Parenteral or Enteral Certification
PN	Physical Therapy Notes
PO	Prosthetics or Orthotic Certification
PQ	Paramedical Results
PY	Physician's Report
PZ	Physical Therapy Certification
RB	Radiology Films
RR	Radiology Reports
RT	Report of Tests and Analysis Report
RX	Renewable Oxygen Content Averaging Report
SG	Symptoms Document
V5	Death Notification
XP	Photographs

REQUIRED

PWK02

756

Report Transmission Code

O 1 ID 1/2

Code defining timing, transmission method or format by which reports are to be sent

IMPLEMENTATION NAME: Attachment Transmission Code

CODE	DEFINITION
AA	Available on Request at Provider Site
	This means that the additional information is not being sent with the claim at this time. Instead, it is available to the payer (or appropriate entity) at their request.
BM	By Mail
EL	Electronically Only
	Indicates that the attachment is being transmitted in a separate X12 functional group.
EM	E-Mail
FT	File Transfer
	Required when the actual attachment is maintained by an attachment warehouse or similar vendor.

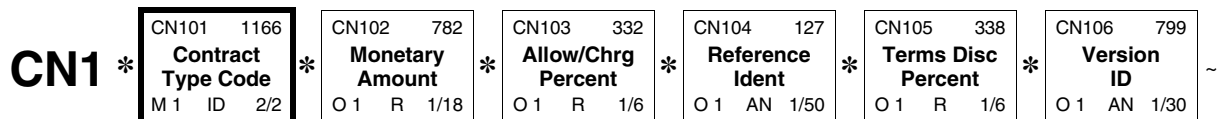
			FX	By Fax			
NOT USED	PWK03	757	Report Copies Needed		O 1	NO	1/2
NOT USED	PWK04	98	Entity Identifier Code		O 1	ID	2/3
SITUATIONAL	PWK05	66	Identification Code Qualifier		X 1	ID	1/2
Code designating the system/method of code structure used for Identification Code (67)							
SYNTAX: P0506							
COMMENT: PWK05 and PWK06 may be used to identify the addressee by a code number.							
SITUATIONAL RULE: <i>Required when PWK02 = "BM", "EL", "EM", "FX" or "FT". If not required by this implementation guide, do not send.</i>							
			CODE	DEFINITION			
			AC	Attachment Control Number			
SITUATIONAL	PWK06	67	Identification Code		X 1	AN	2/80
Code identifying a party or other code							
SYNTAX: P0506							
SITUATIONAL RULE: <i>Required when PWK02 = "BM", "EL", "EM", "FX" or "FT". If not required by this implementation guide, do not send.</i>							
IMPLEMENTATION NAME: Attachment Control Number							
PWK06 is used to identify the attached electronic documentation. The number in PWK06 is carried in the TRN of the electronic attachment.							
For the purpose of this implementation, the maximum field length is 50.							
NOT USED	PWK07	352	Description		O 1	AN	1/80
NOT USED	PWK08	C002	ACTIONS INDICATED		O 1		
NOT USED	PWK09	1525	Request Category Code		O 1	ID	1/2

SEGMENT DETAIL

CN1 - CONTRACT INFORMATION

X12 Segment Name: Contract Information**X12 Purpose:** To specify basic data about the contract or contract line item**Loop:** 2300 — CLAIM INFORMATION**Segment Repeat:** 1**Usage:** SITUATIONAL**Situational Rule:** Required when the submitter is contractually obligated to supply this information on post-adjudicated claims. If not required by this implementation guide, do not send.**TR3 Notes:** 1. The developers of this implementation guide note that the CN1 segment is for use only for post-adjudicated claims, which do not meet the definition of a health care claim under HIPAA. Consequently, at the time of this writing, the CN1 segment is for non-HIPAA use only.**TR3 Example:** CN1*02*550~

DIAGRAM



ELEMENT DETAIL

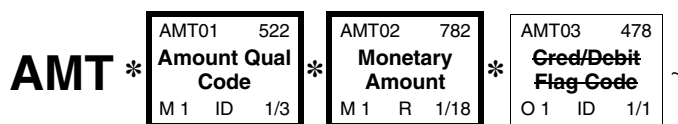
USAGE	REF. DES.	DATA ELEMENT	NAME	ATTRIBUTES																		
REQUIRED	CN101	1166	Contract Type Code Code identifying a contract type	M 1	ID	2/2																
			<table><thead><tr><th>CODE</th><th>DEFINITION</th></tr></thead><tbody><tr><td>01</td><td>Diagnosis Related Group (DRG)</td></tr><tr><td>02</td><td>Per Diem</td></tr><tr><td>03</td><td>Variable Per Diem</td></tr><tr><td>04</td><td>Flat</td></tr><tr><td>05</td><td>Capitated</td></tr><tr><td>06</td><td>Percent</td></tr><tr><td>09</td><td>Other</td></tr></tbody></table>	CODE	DEFINITION	01	Diagnosis Related Group (DRG)	02	Per Diem	03	Variable Per Diem	04	Flat	05	Capitated	06	Percent	09	Other			
CODE	DEFINITION																					
01	Diagnosis Related Group (DRG)																					
02	Per Diem																					
03	Variable Per Diem																					
04	Flat																					
05	Capitated																					
06	Percent																					
09	Other																					
SITUATIONAL	CN102	782	Monetary Amount Monetary amount	O 1	R	1/18																
			SEMANTIC: CN102 is the contract amount.																			
			SITUATIONAL RULE: <i>Required when the provider is required by contract to supply this information on the claim. If not required by this implementation guide, do not send.</i>																			
			IMPLEMENTATION NAME: Contract Amount																			

SITUATIONAL	CN103	332	Percent, Decimal Format O 1 R 1/6 Percent given in decimal format (e.g., 0.0 through 100.0 represents 0% through 100%) SEMANTIC: CN103 is the allowance or charge percent. SITUATIONAL RULE: <i>Required when the provider is required by contract to supply this information on the claim. If not required by this implementation guide, do not send.</i> IMPLEMENTATION NAME: Contract Percentage
SITUATIONAL	CN104	127	Reference Identification O 1 AN 1/50 Reference information as defined for a particular Transaction Set or as specified by the Reference Identification Qualifier SEMANTIC: CN104 is the contract code. SITUATIONAL RULE: <i>Required when the provider is required by contract to supply this information on the claim. If not required by this implementation guide, do not send.</i> IMPLEMENTATION NAME: Contract Code
SITUATIONAL	CN105	338	Terms Discount Percent O 1 R 1/6 Terms discount percentage, expressed as a percent, available to the purchaser if an invoice is paid on or before the Terms Discount Due Date SITUATIONAL RULE: <i>Required when the provider is required by contract to supply this information on the claim. If not required by this implementation guide, do not send.</i> IMPLEMENTATION NAME: Terms Discount Percentage
SITUATIONAL	CN106	799	Version Identifier O 1 AN 1/30 Revision level of a particular format, program, technique or algorithm SEMANTIC: CN106 is an additional identifying number for the contract. SITUATIONAL RULE: <i>Required when the provider is required by contract to supply this information on the claim. If not required by this implementation guide, do not send.</i> IMPLEMENTATION NAME: Contract Version Identifier

SEGMENT DETAIL

AMT - PATIENT AMOUNT PAID**X12 Segment Name:** Monetary Amount Information**X12 Purpose:** To indicate the total monetary amount**Loop:** 2300 — CLAIM INFORMATION**Segment Repeat:** 1**Usage:** SITUATIONAL**Situational Rule:** Required when patient has made payment specifically toward this claim. If not required by this implementation guide, do not send.**TR3 Notes:** 1. Patient Amount Paid refers to the sum of all amounts paid on the claim by the patient or his or her representative(s).**TR3 Example:** AMT*F5*152.45~

DIAGRAM



ELEMENT DETAIL

USAGE	REF. DES.	DATA ELEMENT	NAME		ATTRIBUTES			
REQUIRED	AMT01	522	Amount Qualifier Code			M 1	ID	1/3
			Code to qualify amount					
			CODE	DEFINITION				
			F5	Patient Amount Paid				
REQUIRED	AMT02	782	Monetary Amount			M 1	R	1/18
			Monetary amount					
			IMPLEMENTATION NAME: Patient Amount Paid					
NOT USED	AMT03	478	Credit/Debit Flag Code			O 1	ID	1/1

SEGMENT DETAIL

REF - SERVICE AUTHORIZATION EXCEPTION CODE

X12 Segment Name: Reference Information

X12 Purpose: To specify identifying information

X12 Syntax: 1. R0203

At least one of REF02 or REF03 is required.

Loop: 2300 — CLAIM INFORMATION

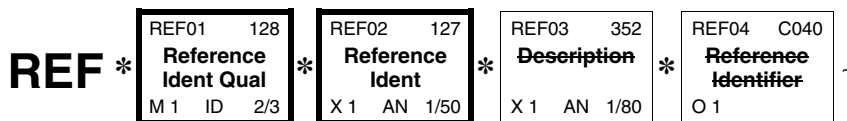
Segment Repeat: 1

Usage: SITUATIONAL

Situational Rule: Required when mandated by government law or regulation to obtain authorization for specific service(s) but, for the reasons listed in REF02, the service was performed without obtaining the authorization. If not required by this implementation guide, do not send.

TR3 Example: REF*4N*1~

DIAGRAM



ELEMENT DETAIL

USAGE	REF. DES.	DATA ELEMENT	NAME	ATTRIBUTES
REQUIRED	REF01	128	Reference Identification Qualifier Code qualifying the Reference Identification	M 1 ID 2/3
			CODE	DEFINITION
			4N	Special Payment Reference Number
REQUIRED	REF02	127	Reference Identification Reference information as defined for a particular Transaction Set or as specified by the Reference Identification Qualifier	X 1 AN 1/50
			SYNTAX: R0203	
			IMPLEMENTATION NAME: Service Authorization Exception Code	
			Allowable values for this element are:	
			1 Immediate/Urgent Care 2 Services Rendered in a Retroactive Period 3 Emergency Care 4 Client has Temporary Medicaid 5 Request from County for Second Opinion to Determine if Recipient Can Work 6 Request for Override Pending 7 Special Handling	

NOT USED	REF03	352	Description	X 1	AN	1/80
NOT USED	REF04	C040	REFERENCE IDENTIFIER	O 1		

SEGMENT DETAIL

REF - MANDATORY MEDICARE (SECTION 4081) CROSSOVER INDICATOR

X12 Segment Name: Reference Information

X12 Purpose: To specify identifying information

X12 Syntax: 1. R0203

At least one of REF02 or REF03 is required.

Loop: 2300 — CLAIM INFORMATION

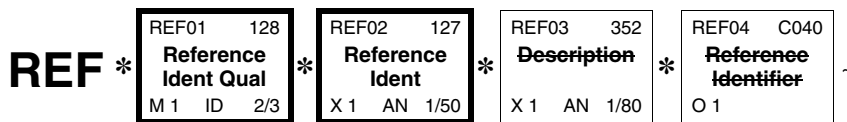
Segment Repeat: 1

Usage: SITUATIONAL

Situational Rule: Required when the submitter is Medicare and the claim is a Medigap or COB crossover claim. If not required by this implementation guide, do not send.

TR3 Example: REF*F5*N~

DIAGRAM



ELEMENT DETAIL

USAGE	REF. DES.	DATA ELEMENT	NAME	ATTRIBUTES
REQUIRED	REF01	128	Reference Identification Qualifier Code qualifying the Reference Identification	M 1 ID 2/3
			CODE	DEFINITION
			F5	Medicare Version Code
REQUIRED	REF02	127	Reference Identification Reference information as defined for a particular Transaction Set or as specified by the Reference Identification Qualifier	X 1 AN 1/50
			SYNTAX: R0203	
			IMPLEMENTATION NAME: Medicare Section 4081 Indicator	
			The allowed values for this element are:	
			Y	4081
			N	Regular crossover
NOT USED	REF03	352	Description	X 1 AN 1/80
NOT USED	REF04	C040	REFERENCE IDENTIFIER	O 1

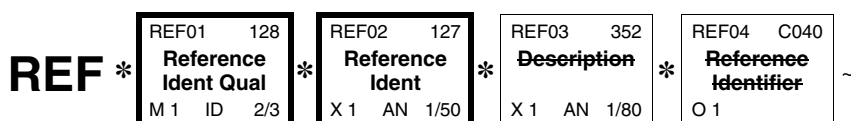
SEGMENT DETAIL

REF - MAMMOGRAPHY CERTIFICATION
NUMBER**X12 Segment Name:** Reference Information**X12 Purpose:** To specify identifying information**X12 Syntax:** 1. R0203

At least one of REF02 or REF03 is required.

Loop: 2300 — CLAIM INFORMATION**Segment Repeat:** 1**Usage:** SITUATIONAL**Situational Rule:** Required when mammography services are rendered by a certified mammography provider. If not required by this implementation guide, do not send.**TR3 Example:** REF*EW*T554~

DIAGRAM



ELEMENT DETAIL

USAGE	REF. DES.	DATA ELEMENT	NAME	ATTRIBUTES						
REQUIRED	REF01	128	Reference Identification Qualifier Code qualifying the Reference Identification	M 1	ID	2/3				
			<table><tr><th>CODE</th><th>DEFINITION</th></tr><tr><td>EW</td><td>Mammography Certification Number</td></tr></table>	CODE	DEFINITION	EW	Mammography Certification Number			
CODE	DEFINITION									
EW	Mammography Certification Number									
REQUIRED	REF02	127	Reference Identification Reference information as defined for a particular Transaction Set or as specified by the Reference Identification Qualifier SYNTAX: R0203 IMPLEMENTATION NAME: Mammography Certification Number	X 1	AN	1/50				
NOT USED	REF03	352	Description	X 1	AN	1/80				
NOT USED	REF04	C040	REFERENCE IDENTIFIER	O 1						

SEGMENT DETAIL

REF - REFERRAL NUMBER

X12 Segment Name: Reference Information**X12 Purpose:** To specify identifying information**X12 Syntax:** 1. R0203

At least one of REF02 or REF03 is required.

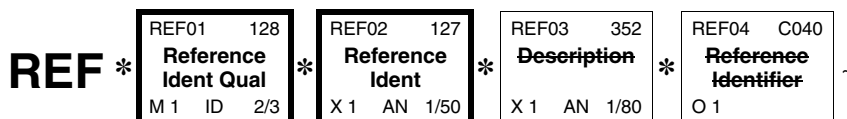
Loop: 2300 — CLAIM INFORMATION**Segment Repeat:** 1**Usage:** SITUATIONAL

Situational Rule: Required when a referral number is assigned by the payer or Utilization Management Organization (UMO)
AND
 a referral is involved.
 If not required by this implementation guide, do not send.

TR3 Notes: 1. Numbers at this position apply to the entire claim unless they are overridden in the REF segment in Loop ID-2400. A reference identification is considered to be overridden if the value in REF01 is the same in both the Loop ID-2300 REF segment and the Loop ID-2400 REF segment. In that case, the Loop ID-2400 REF applies only to that specific line.

TR3 Example: REF*9F*12345~

DIAGRAM



ELEMENT DETAIL

USAGE	REF. DES.	DATA ELEMENT	NAME	ATTRIBUTES
REQUIRED	REF01	128	Reference Identification Qualifier Code qualifying the Reference Identification	M 1 ID 2/3
			CODE	DEFINITION
			9F	Referral Number
REQUIRED	REF02	127	Reference Identification Reference information as defined for a particular Transaction Set or as specified by the Reference Identification Qualifier	X 1 AN 1/50
			SYNTAX: R0203	
			IMPLEMENTATION NAME: Referral Number	
NOT USED	REF03	352	Description	X 1 AN 1/80
NOT USED	REF04	C040	REFERENCE IDENTIFIER	O 1

SEGMENT DETAIL

REF - PRIOR AUTHORIZATION

X12 Segment Name: Reference Information**X12 Purpose:** To specify identifying information**X12 Syntax:** 1. R0203

At least one of REF02 or REF03 is required.

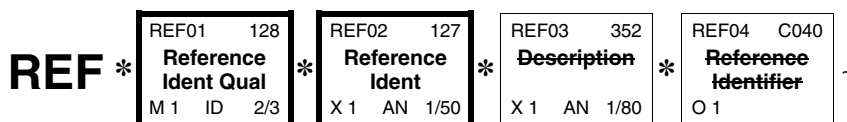
Loop: 2300 — CLAIM INFORMATION**Segment Repeat:** 1**Usage:** SITUATIONAL

Situational Rule: Required when an authorization number is assigned by the payer or UMO AND the services on this claim were preauthorized. If not required by this implementation guide, do not send.

- TR3 Notes:**
1. Generally, preauthorization numbers are assigned by the payer or UMO to authorize a service prior to its being performed. The UMO (Utilization Management Organization) is generally the entity empowered to make a decision regarding the outcome of a health services review or the owner of information. The prior authorization number carried in this REF is specific to the destination payer reported in the Loop ID-2010BB. If other payers have similar numbers for this claim, report that information in the Loop ID-2330 loop REF which holds that payer's information.
 2. Numbers at this position apply to the entire claim unless they are overridden in the REF segment in Loop ID-2400. A reference identification is considered to be overridden if the value in REF01 is the same in both the Loop ID-2300 REF segment and the Loop ID-2400 REF segment. In that case, the Loop ID-2400 REF applies only to that specific line.

TR3 Example: REF*G1*13579~

DIAGRAM



ELEMENT DETAIL

USAGE	REF. DES.	DATA ELEMENT	NAME	ATTRIBUTES
REQUIRED	REF01	128	Reference Identification Qualifier Code qualifying the Reference Identification	M 1 ID 2/3
			CODE	DEFINITION
			G1	Prior Authorization Number

REQUIRED	REF02	127	Reference Identification Reference information as defined for a particular Transaction Set or as specified by the Reference Identification Qualifier SYNTAX: R0203 IMPLEMENTATION NAME: Prior Authorization Number	X 1	AN	1/50
NOT USED	REF03	352	Description	X 1	AN	1/80
NOT USED	REF04	C040	REFERENCE IDENTIFIER	O 1		

SEGMENT DETAIL

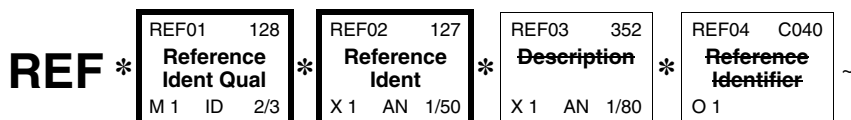
REF - PAYER CLAIM CONTROL NUMBER

X12 Segment Name: Reference Information**X12 Purpose:** To specify identifying information**X12 Syntax:** 1. R0203

At least one of REF02 or REF03 is required.

Loop: 2300 — CLAIM INFORMATION**Segment Repeat:** 1**Usage:** SITUATIONAL**Situational Rule:** Required when CLM05-3 (Claim Frequency Code) indicates this claim is a replacement or void to a previously adjudicated claim. If not required by this implementation guide, do not send.**TR3 Notes:** 1. This information is specific to the destination payer reported in Loop ID-2010BB.**TR3 Example:** REF*F8*R555588~

DIAGRAM



ELEMENT DETAIL

USAGE	REF. DES.	DATA ELEMENT	NAME	ATTRIBUTES
REQUIRED	REF01	128	Reference Identification Qualifier Code qualifying the Reference Identification	M 1 ID 2/3
			CODE	DEFINITION
			F8	Original Reference Number
REQUIRED	REF02	127	Reference Identification Reference information as defined for a particular Transaction Set or as specified by the Reference Identification Qualifier	X 1 AN 1/50
			SYNTAX: R0203	
			IMPLEMENTATION NAME: Payer Claim Control Number	
NOT USED	REF03	352	Description	X 1 AN 1/80
NOT USED	REF04	C040	REFERENCE IDENTIFIER	O 1

SEGMENT DETAIL

REF - CLINICAL LABORATORY IMPROVEMENT AMENDMENT (CLIA) NUMBER

X12 Segment Name: Reference Information

X12 Purpose: To specify identifying information

X12 Syntax: 1. R0203

At least one of REF02 or REF03 is required.

Loop: 2300 — CLAIM INFORMATION

Segment Repeat: 1

Usage: SITUATIONAL

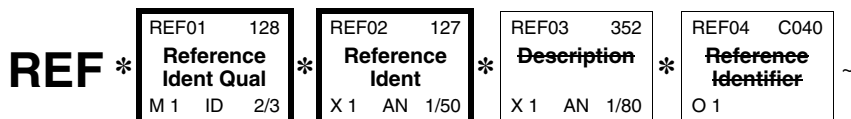
Situational Rule: Required for all CLIA certified facilities performing CLIA covered laboratory services. If not required by this implementation guide, do not send.

TR3 Notes: 1. If a CLIA number is indicated at the line level (Loop ID-2400) in addition to the claim level (Loop ID-2300), that would indicate an exception to the CLIA number at the claim level for that individual line.

2. In cases where this claim contains both in-house and outsourced laboratory services, the CLIA Number for laboratory services performed by the Billing or Rendering Provider is reported in this loop. The CLIA number for laboratory services which were outsourced is reported in Loop ID-2400.

TR3 Example: REF*X4*12D4567890~

DIAGRAM



ELEMENT DETAIL

USAGE	REF. DES.	DATA ELEMENT	NAME	ATTRIBUTES		
REQUIRED	REF01	128	Reference Identification Qualifier Code qualifying the Reference Identification	M 1	ID	2/3
			CODE	DEFINITION		
			X4	Clinical Laboratory Improvement Amendment Number		

REQUIRED	REF02	127	Reference Identification Reference information as defined for a particular Transaction Set or as specified by the Reference Identification Qualifier SYNTAX: R0203 IMPLEMENTATION NAME: Clinical Laboratory Improvement Amendment Number	X 1 AN 1/50
NOT USED	REF03	352	Description	X 1 AN 1/80
NOT USED	REF04	C040	REFERENCE IDENTIFIER	O 1

SEGMENT DETAIL

REF - REPRICED CLAIM NUMBER

X12 Segment Name: Reference Information

X12 Purpose: To specify identifying information

X12 Syntax: 1. R0203

At least one of REF02 or REF03 is required.

Loop: 2300 — CLAIM INFORMATION

Segment Repeat: 1

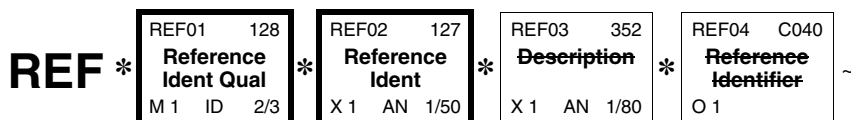
Usage: SITUATIONAL

Situational Rule: Required when this information is deemed necessary by the repricer. The segment is not completed by providers. The information is completed by repricers only. If not required by this implementation guide, do not send.

TR3 Notes: 1. This information is specific to the destination payer reported in Loop ID-2010BB.

TR3 Example: REF*9A*RJ5555~

DIAGRAM



ELEMENT DETAIL

USAGE	REF. DES.	DATA ELEMENT	NAME	ATTRIBUTES
REQUIRED	REF01	128	Reference Identification Qualifier Code qualifying the Reference Identification	M 1 ID 2/3
			9A Repriced Claim Reference Number	
REQUIRED	REF02	127	Reference Identification Reference information as defined for a particular Transaction Set or as specified by the Reference Identification Qualifier SYNTAX: R0203 IMPLEMENTATION NAME: Repriced Claim Reference Number	X 1 AN 1/50
NOT USED	REF03	352	Description	X 1 AN 1/80
NOT USED	REF04	C040	REFERENCE IDENTIFIER	O 1

SEGMENT DETAIL

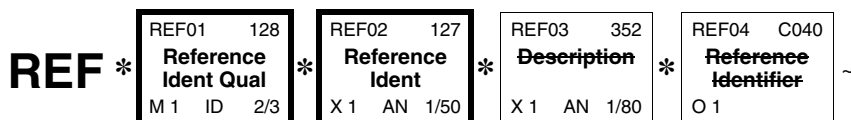
REF - ADJUSTED REPRICED CLAIM NUMBER

X12 Segment Name: Reference Information**X12 Purpose:** To specify identifying information**X12 Syntax:** 1. R0203

At least one of REF02 or REF03 is required.

Loop: 2300 — CLAIM INFORMATION**Segment Repeat:** 1**Usage:** SITUATIONAL**Situational Rule:** Required when this information is deemed necessary by the repricer. The segment is not completed by providers. The information is completed by repricers only. If not required by this implementation guide, do not send.**TR3 Notes:** 1. This information is specific to the destination payer reported in Loop ID-2010BB.**TR3 Example:** REF*9C*RP4444444~

DIAGRAM



ELEMENT DETAIL

USAGE	REF. DES.	DATA ELEMENT	NAME	ATTRIBUTES
REQUIRED	REF01	128	Reference Identification Qualifier Code qualifying the Reference Identification	M 1 ID 2/3
			CODE	DEFINITION
			9C	Adjusted Repriced Claim Reference Number
REQUIRED	REF02	127	Reference Identification Reference information as defined for a particular Transaction Set or as specified by the Reference Identification Qualifier	X 1 AN 1/50
			SYNTAX: R0203	
			IMPLEMENTATION NAME: Adjusted Repriced Claim Reference Number	
NOT USED	REF03	352	Description	X 1 AN 1/80
NOT USED	REF04	C040	REFERENCE IDENTIFIER	O 1

SEGMENT DETAIL

REF - INVESTIGATIONAL DEVICE EXEMPTION NUMBER

X12 Segment Name: Reference Information

X12 Purpose: To specify identifying information

X12 Syntax: 1. R0203

At least one of REF02 or REF03 is required.

Loop: 2300 — CLAIM INFORMATION

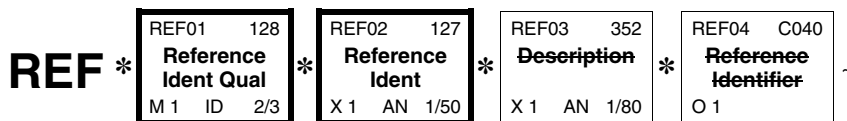
Segment Repeat: 1

Usage: SITUATIONAL

Situational Rule: Required when claim involves a Food and Drug Administration (FDA) assigned investigational device exemption (IDE) number. When more than one IDE applies, they must be split into separate claims. If not required by this implementation guide, do not send.

TR3 Example: REF*LX*432907~

DIAGRAM



ELEMENT DETAIL

USAGE	REF. DES.	DATA ELEMENT	NAME	ATTRIBUTES
REQUIRED	REF01	128	Reference Identification Qualifier Code qualifying the Reference Identification	M 1 ID 2/3
			CODE	DEFINITION
			LX	Qualified Products List
REQUIRED	REF02	127	Reference Identification Reference information as defined for a particular Transaction Set or as specified by the Reference Identification Qualifier	X 1 AN 1/50
			SYNTAX: R0203	
			IMPLEMENTATION NAME: Investigational Device Exemption Identifier	
NOT USED	REF03	352	Description	X 1 AN 1/80
NOT USED	REF04	C040	REFERENCE IDENTIFIER	O 1

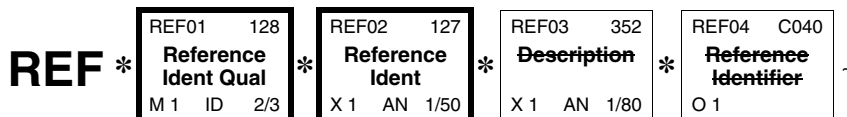
SEGMENT DETAIL

REF - CLAIM IDENTIFIER FOR
TRANSMISSION INTERMEDIARIES**X12 Segment Name:** Reference Information**X12 Purpose:** To specify identifying information**X12 Syntax:** 1. R0203

At least one of REF02 or REF03 is required.

Loop: 2300 — CLAIM INFORMATION**Segment Repeat:** 1**Usage:** SITUATIONAL**Situational Rule:** Required when this information is deemed necessary by transmission intermediaries (Automated Clearinghouses, and others) who need to attach their own unique claim number. If not required by this implementation guide, do not send.**TR3 Notes:** 1. Although this REF is supplied for transmission intermediaries to attach their own unique claim number to a claim, 837-recipients are not required under HIPAA to return this number in any HIPAA transaction. Trading partners may voluntarily agree to this interaction if they wish.**TR3 Example:** REF*D9*TJ98UU321~

DIAGRAM



ELEMENT DETAIL

USAGE	REF. DES.	DATA ELEMENT	NAME	ATTRIBUTES
REQUIRED	REF01	128	Reference Identification Qualifier Code qualifying the Reference Identification	M 1 ID 2/3
Number assigned by clearinghouse, van, etc.				
		CODE	DEFINITION	
		D9	Claim Number	

REQUIRED	REF02	127	Reference Identification Reference information as defined for a particular Transaction Set or as specified by the Reference Identification Qualifier SYNTAX: R0203 IMPLEMENTATION NAME: Value Added Network Trace Number The value carried in this element is limited to a maximum of 20 positions.	X 1	AN	1/50
NOT USED	REF03	352	Description	X 1	AN	1/80
NOT USED	REF04	C040	REFERENCE IDENTIFIER	O 1		

SEGMENT DETAIL

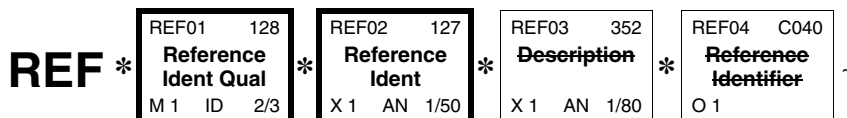
REF - MEDICAL RECORD NUMBER

X12 Segment Name: Reference Information**X12 Purpose:** To specify identifying information**X12 Syntax:** 1. R0203

At least one of REF02 or REF03 is required.

Loop: 2300 — CLAIM INFORMATION**Segment Repeat:** 1**Usage:** SITUATIONAL**Situational Rule:** Required when the provider needs to identify for future inquiries, the actual medical record of the patient identified in either Loop ID-2010BA or Loop ID-2010CA for this episode of care. If not required by this implementation guide, do not send.**TR3 Example:** REF*EA*44444TH56~

DIAGRAM



ELEMENT DETAIL

USAGE	REF. DES.	DATA ELEMENT	NAME	ATTRIBUTES						
REQUIRED	REF01	128	Reference Identification Qualifier Code qualifying the Reference Identification	M 1	ID	2/3				
			<table><tr><th>CODE</th><th>DEFINITION</th></tr><tr><td>EA</td><td>Medical Record Identification Number</td></tr></table>	CODE	DEFINITION	EA	Medical Record Identification Number			
CODE	DEFINITION									
EA	Medical Record Identification Number									
REQUIRED	REF02	127	Reference Identification Reference information as defined for a particular Transaction Set or as specified by the Reference Identification Qualifier SYNTAX: R0203 IMPLEMENTATION NAME: Medical Record Number	X 1	AN	1/50				
NOT USED	REF03	352	Description	X 1	AN	1/80				
NOT USED	REF04	C040	REFERENCE IDENTIFIER	O 1						

SEGMENT DETAIL

REF - DEMONSTRATION PROJECT IDENTIFIER

X12 Segment Name: Reference Information

X12 Purpose: To specify identifying information

X12 Syntax: 1. R0203

At least one of REF02 or REF03 is required.

Loop: 2300 — CLAIM INFORMATION

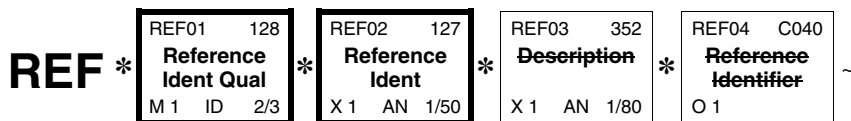
Segment Repeat: 1

Usage: SITUATIONAL

Situational Rule: Required when it is necessary to identify claims which are atypical in ways such as content, purpose, and/or payment, as could be the case for a demonstration or other special project, or a clinical trial. If not required by this implementation guide, do not send.

TR3 Example: REF*P4*THJ1222~

DIAGRAM



ELEMENT DETAIL

USAGE	REF. DES.	DATA ELEMENT	NAME	ATTRIBUTES
REQUIRED	REF01	128	Reference Identification Qualifier Code qualifying the Reference Identification	M 1 ID 2/3
			CODE	DEFINITION
			P4	Project Code
REQUIRED	REF02	127	Reference Identification Reference information as defined for a particular Transaction Set or as specified by the Reference Identification Qualifier	X 1 AN 1/50
			SYNTAX: R0203	
			IMPLEMENTATION NAME: Demonstration Project Identifier	
NOT USED	REF03	352	Description	X 1 AN 1/80
NOT USED	REF04	C040	REFERENCE IDENTIFIER	O 1

SEGMENT DETAIL

REF - CARE PLAN OVERSIGHT

X12 Segment Name: Reference Information**X12 Purpose:** To specify identifying information**X12 Syntax:** 1. R0203

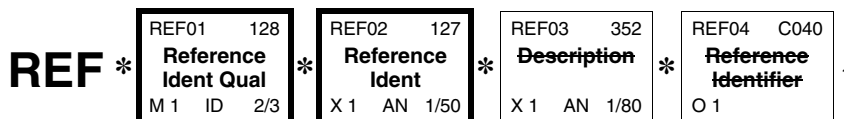
At least one of REF02 or REF03 is required.

Loop: 2300 — CLAIM INFORMATION**Segment Repeat:** 1**Usage:** SITUATIONAL**Situational Rule:** Required when the physician is billing Medicare for Care Plan Oversight (CPO). If not required by this implementation guide, do not send.

TR3 Notes: 1. This is the number of the home health agency or hospice providing Medicare covered services to the patient for the period during which CPO services were furnished.
Prior to the mandated HIPAA National Provider Identifier (NPI) implementation date this number is the Medicare Number.
On or after the mandated HIPAA National Provider Identifier (NPI) implementation date this is the NPI.

TR3 Example: REF*1J*12345678~

DIAGRAM



ELEMENT DETAIL

USAGE	REF. DES.	DATA ELEMENT	NAME	ATTRIBUTES
REQUIRED	REF01	128	Reference Identification Qualifier Code qualifying the Reference Identification	M 1 ID 2/3
			CODE	DEFINITION
			1J	Facility ID Number
REQUIRED	REF02	127	Reference Identification Reference information as defined for a particular Transaction Set or as specified by the Reference Identification Qualifier	X 1 AN 1/50
			SYNTAX: R0203	
			IMPLEMENTATION NAME: Care Plan Oversight Number	
NOT USED	REF03	352	Description	X 1 AN 1/80
NOT USED	REF04	C040	REFERENCE IDENTIFIER	O 1

SEGMENT DETAIL

K3 - FILE INFORMATION

X12 Segment Name: File Information

X12 Purpose: To transmit a fixed-format record or matrix contents

Loop: 2300 — CLAIM INFORMATION

Segment Repeat: 10

Usage: SITUATIONAL

Situational Rule: Required when ALL of the following conditions are met:

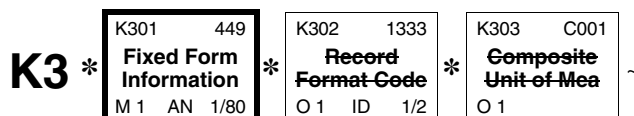
- A regulatory agency concludes it must use the K3 to meet an emergency legislative requirement;
 - The administering regulatory agency or other state organization has completed each one of the following steps:
contacted the X12N workgroup,
requested a review of the K3 data requirement to ensure there is not an existing method within the implementation guide to meet this requirement
 - X12N determines that there is no method to meet the requirement.
- If not required by this implementation guide, do not send.

TR3 Notes:

1. At the time of publication of this implementation, K3 segments have no specific use. The K3 segment is expected to be used only when necessary to meet the unexpected data requirement of a legislative authority. Before this segment can be used :
- The X12N Health Care Claim workgroup must conclude there is no other available option in the implementation guide to meet the emergency legislative requirement.
- The requestor must submit a proposal for approval accompanied by the relevant business documentation to the X12N Health Care Claim workgroup chairs and receive approval for the request.
Upon review of the request, X12N will issue an approval or denial decision to the requesting entity. Approved usage(s) of the K3 segment will be reviewed by the X12N Health Care Claim workgroup to develop a permanent change to include the business case in future transaction implementations.
2. Only when all of the requirements above have been met, may the regulatory agency require the temporary use of the K3 segment.
3. X12N will submit the necessary data maintenance and refer the request to the appropriate data content committee(s).

TR3 Example: K3*STATE DATA REQUIREMENT~

DIAGRAM



ELEMENT DETAIL

USAGE	REF. DES.	DATA ELEMENT	NAME	ATTRIBUTES		
REQUIRED	K301	449	Fixed Format Information Data in fixed format agreed upon by sender and receiver	M 1	AN	1/80
NOT USED	K302	1333	Record Format Code	O 1	ID	1/2
NOT USED	K303	C001	COMPOSITE UNIT OF MEASURE	O 1		

SEGMENT DETAIL

NTE - CLAIM NOTE

X12 Segment Name: Note/Special Instruction

X12 Purpose: To transmit information in a free-form format, if necessary, for comment or special instruction

X12 Comments: 1. The NTE segment permits free-form information/data which, under ANSI X12 standard implementations, is not machine processible. The use of the NTE segment should therefore be avoided, if at all possible, in an automated environment.

Loop: 2300 — CLAIM INFORMATION

Segment Repeat: 1

Usage: SITUATIONAL

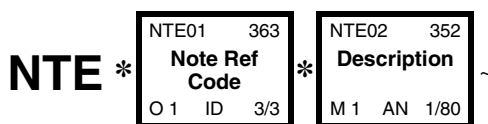
Situational Rule: Required when in the judgment of the provider, the information is needed to substantiate the medical treatment and is not supported elsewhere within the claim data set.
If not required by this implementation guide, do not send.

TR3 Notes: 1. Information in the NTE segment in Loop ID-2300 applies to the entire claim unless overridden by information in the NTE segment in Loop ID-2400. Information is considered to be overridden when the value in NTE01 in Loop ID-2400 is the same as the value in NTE01 in Loop ID-2300.

2. The developers of this implementation guide discourage using narrative information within the 837. Trading partners who use narrative information with claims are strongly encouraged to codify that information within the X12 environment.

TR3 Example: NTE*ADD*SURGERY WAS UNUSUALLY LONG BECAUSE [FILL IN REASON]~

DIAGRAM



ELEMENT DETAIL

USAGE	REF. DES.	DATA ELEMENT	NAME	ATTRIBUTES		
REQUIRED	NTE01	363	Note Reference Code Code identifying the functional area or purpose for which the note applies	O 1	ID	3/3
			CODE	DEFINITION		
			ADD	Additional Information		
			CER	Certification Narrative		
			DCP	Goals, Rehabilitation Potential, or Discharge Plans		

			DGN	Diagnosis Description			
			TPO	Third Party Organization Notes			
REQUIRED	NTE02	352	Description		M 1	AN	1/80
			A free-form description to clarify the related data elements and their content				
			IMPLEMENTATION NAME: Claim Note Text				

SEGMENT DETAIL

CR1 - AMBULANCE TRANSPORT INFORMATION

X12 Segment Name: Ambulance Certification

X12 Purpose: To supply information related to the ambulance service rendered to a patient

X12 Set Notes: 1. The CR1 through CR5 and CRC certification segments appear on both the claim level and the service line level because certifications can be submitted for all services on a claim or for individual services. Certification information at the claim level applies to all service lines of the claim, unless overridden by certification information at the service line level.

X12 Syntax: 1. **P0102**
If either CR101 or CR102 is present, then the other is required.

2. **P0506**
If either CR105 or CR106 is present, then the other is required.

Loop: 2300 — CLAIM INFORMATION

Segment Repeat: 1

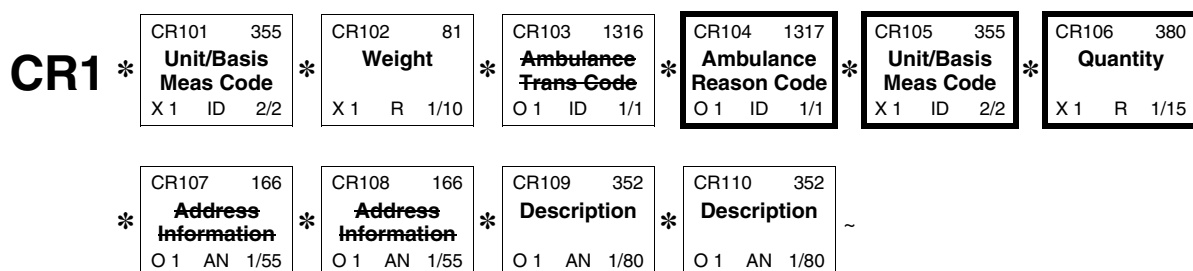
Usage: SITUATIONAL

Situational Rule: Required on all claims involving ambulance transport services. If not required by this implementation guide, do not send.

TR3 Notes: 1. The CR1 segment in Loop ID-2300 applies to the entire claim unless overridden by a CR1 segment at the service line level in Loop ID-2400 with the same value in CR101.

TR3 Example: CR1*LB*140**A*DH*12****UNCONSCIOUS~

DIAGRAM



ELEMENT DETAIL

USAGE	REF. DES.	DATA ELEMENT	NAME	ATTRIBUTES														
SITUATIONAL	CR101	355	Unit or Basis for Measurement Code Code specifying the units in which a value is being expressed, or manner in which a measurement has been taken SYNTAX: P0102 SITUATIONAL RULE: <i>Required when it is necessary to justify the medical necessity of the level of ambulance services. If not required by this implementation guide, do not send.</i>	X 1	ID	2/2												
			<table><tr><th>CODE</th><th>DEFINITION</th></tr><tr><td>LB</td><td>Pound</td></tr></table>	CODE	DEFINITION	LB	Pound											
CODE	DEFINITION																	
LB	Pound																	
SITUATIONAL	CR102	81	Weight Numeric value of weight SYNTAX: P0102 SEMANTIC: CR102 is the weight of the patient at time of transport. SITUATIONAL RULE: <i>Required when it is necessary to justify the medical necessity of the level of ambulance services. If not required by this implementation guide, do not send.</i> IMPLEMENTATION NAME: Patient Weight	X 1	R	1/10												
NOT USED	CR103	1316	Ambulance Transport Code	O 1	ID	1/1												
REQUIRED	CR104	1317	Ambulance Transport Reason Code Code indicating the reason for ambulance transport <table><tr><th>CODE</th><th>DEFINITION</th></tr><tr><td>A</td><td>Patient was transported to nearest facility for care of symptoms, complaints, or both Can be used to indicate that the patient was transferred to a residential facility.</td></tr><tr><td>B</td><td>Patient was transported for the benefit of a preferred physician</td></tr><tr><td>C</td><td>Patient was transported for the nearness of family members</td></tr><tr><td>D</td><td>Patient was transported for the care of a specialist or for availability of specialized equipment</td></tr><tr><td>E</td><td>Patient Transferred to Rehabilitation Facility</td></tr></table>	CODE	DEFINITION	A	Patient was transported to nearest facility for care of symptoms, complaints, or both Can be used to indicate that the patient was transferred to a residential facility.	B	Patient was transported for the benefit of a preferred physician	C	Patient was transported for the nearness of family members	D	Patient was transported for the care of a specialist or for availability of specialized equipment	E	Patient Transferred to Rehabilitation Facility	O 1	ID	1/1
CODE	DEFINITION																	
A	Patient was transported to nearest facility for care of symptoms, complaints, or both Can be used to indicate that the patient was transferred to a residential facility.																	
B	Patient was transported for the benefit of a preferred physician																	
C	Patient was transported for the nearness of family members																	
D	Patient was transported for the care of a specialist or for availability of specialized equipment																	
E	Patient Transferred to Rehabilitation Facility																	
REQUIRED	CR105	355	Unit or Basis for Measurement Code Code specifying the units in which a value is being expressed, or manner in which a measurement has been taken SYNTAX: P0506 <table><tr><th>CODE</th><th>DEFINITION</th></tr><tr><td>DH</td><td>Miles</td></tr></table>	CODE	DEFINITION	DH	Miles	X 1	ID	2/2								
CODE	DEFINITION																	
DH	Miles																	

REQUIRED	CR106	380	Quantity X 1 R 1/15 Numeric value of quantity SYNTAX: P0506 SEMANTIC: CR106 is the distance traveled during transport. IMPLEMENTATION NAME: Transport Distance 0 (zero) is a valid value when ambulance services do not include a charge for mileage.
NOT USED	CR107	166	Address Information O 1 AN 1/55
NOT USED	CR108	166	Address Information O 1 AN 1/55
SITUATIONAL	CR109	352	Description O 1 AN 1/80 A free-form description to clarify the related data elements and their content SEMANTIC: CR109 is the purpose for the round trip ambulance service. SITUATIONAL RULE: <i>Required when the ambulance service is for a round trip. If not required by this implementation guide, do not send.</i> IMPLEMENTATION NAME: Round Trip Purpose Description
SITUATIONAL	CR110	352	Description O 1 AN 1/80 A free-form description to clarify the related data elements and their content SEMANTIC: CR110 is the purpose for the usage of a stretcher during ambulance service. SITUATIONAL RULE: <i>Required when needed to justify usage of stretcher. If not required by this implementation guide, do not send.</i> IMPLEMENTATION NAME: Stretcher Purpose Description

SEGMENT DETAIL

CR2 - SPINAL MANIPULATION SERVICE INFORMATION**X12 Segment Name:** Chiropractic Certification**X12 Purpose:** To supply information related to the chiropractic service rendered to a patient**X12 Syntax:** 1. **P0102**

If either CR201 or CR202 is present, then the other is required.

2. **C0403**

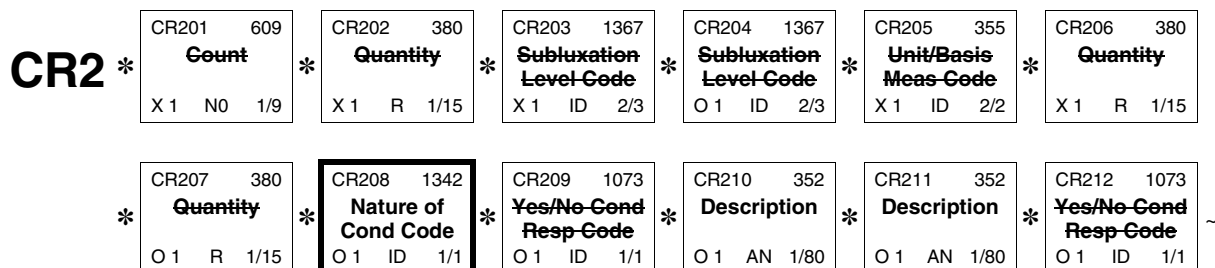
If CR204 is present, then CR203 is required.

3. **P0506**

If either CR205 or CR206 is present, then the other is required.

Loop: 2300 — CLAIM INFORMATION**Segment Repeat:** 1**Usage:** SITUATIONAL**Situational Rule:** Required on chiropractic claims involving spinal manipulation when the information is known to impact the payer's adjudication process. If not required by this implementation guide, do not send.**TR3 Example:** CR2*****M~

DIAGRAM



ELEMENT DETAIL

USAGE	REF. DES.	DATA ELEMENT	NAME	ATTRIBUTES		
NOT USED	CR201	609	Count	X 1	NO	1/9
NOT USED	CR202	380	Quantity	X 1	R	1/15
NOT USED	CR203	1367	Subluxation Level Code	X 1	ID	2/3
NOT USED	CR204	1367	Subluxation Level Code	O 1	ID	2/3
NOT USED	CR205	355	Unit or Basis for Measurement Code	X 1	ID	2/2
NOT USED	CR206	380	Quantity	X 1	R	1/15
NOT USED	CR207	380	Quantity	O 1	R	1/15

REQUIRED	CR208	1342	Nature of Condition Code Code indicating the nature of a patient's condition	O 1	ID	1/1																
IMPLEMENTATION NAME: Patient Condition Code																						
			<table><tr><th>CODE</th><th>DEFINITION</th></tr><tr><td>A</td><td>Acute Condition</td></tr><tr><td>C</td><td>Chronic Condition</td></tr><tr><td>D</td><td>Non-acute</td></tr><tr><td>E</td><td>Non-Life Threatening</td></tr><tr><td>F</td><td>Routine</td></tr><tr><td>G</td><td>Symptomatic</td></tr><tr><td>M</td><td>Acute Manifestation of a Chronic Condition</td></tr></table>	CODE	DEFINITION	A	Acute Condition	C	Chronic Condition	D	Non-acute	E	Non-Life Threatening	F	Routine	G	Symptomatic	M	Acute Manifestation of a Chronic Condition			
CODE	DEFINITION																					
A	Acute Condition																					
C	Chronic Condition																					
D	Non-acute																					
E	Non-Life Threatening																					
F	Routine																					
G	Symptomatic																					
M	Acute Manifestation of a Chronic Condition																					
NOT USED	CR209	1073	Yes/No Condition or Response Code	O 1	ID	1/1																
SITUATIONAL	CR210	352	Description A free-form description to clarify the related data elements and their content SEMANTIC: CR210 is a description of the patient's condition. SITUATIONAL RULE: <i>Required when this information is deemed necessary by the submitter. If not required by this implementation guide, do not send.</i>	O 1	AN	1/80																
IMPLEMENTATION NAME: Patient Condition Description																						
SITUATIONAL	CR211	352	Description A free-form description to clarify the related data elements and their content SEMANTIC: CR211 is an additional description of the patient's condition. SITUATIONAL RULE: <i>Required when this information is deemed necessary by the submitter. If not required by this implementation guide, do not send.</i>	O 1	AN	1/80																
IMPLEMENTATION NAME: Patient Condition Description																						
NOT USED	CR212	1073	Yes/No Condition or Response Code	O 1	ID	1/1																

SEGMENT DETAIL

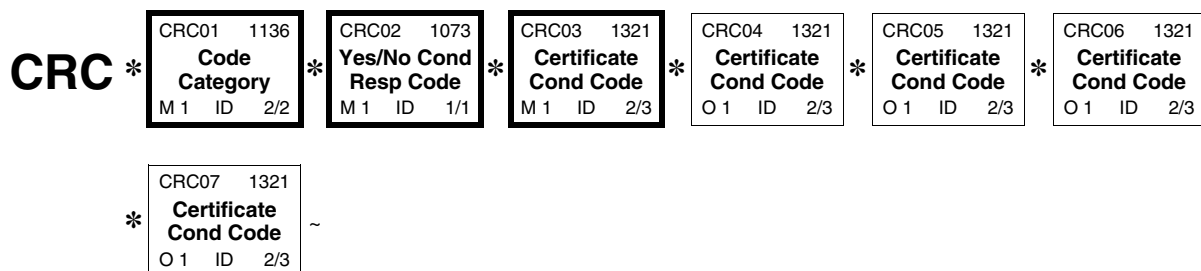
CRC - AMBULANCE CERTIFICATION

X12 Segment Name: Conditions Indicator**X12 Purpose:** To supply information on conditions**Loop:** 2300 — CLAIM INFORMATION**Segment Repeat:** 3**Usage:** SITUATIONAL**Situational Rule:** Required when the claim involves ambulance transport services
AND
when reporting condition codes in any of CRC03 through CRC07. If not required by this implementation guide, do not send.**TR3 Notes:** 1. The CRC segment in Loop ID-2300 applies to the entire claim unless overridden by a CRC segment at the service line level in Loop ID-2400 with the same value in CRC01.

2. Repeat this segment only when it is necessary to report additional unique values to those reported in CRC03 thru CRC07.

TR3 Example: CRC*07*Y*01~

DIAGRAM



ELEMENT DETAIL

USAGE	REF. DES.	DATA ELEMENT	NAME	ATTRIBUTES		
REQUIRED	CRC01	1136	Code Category Specifies the situation or category to which the code applies SEMANTIC: CRC01 qualifies CRC03 through CRC07.	M 1	ID	2/2
			CODE	DEFINITION		
			07	Ambulance Certification		

REQUIRED	CRC02	1073	Yes/No Condition or Response Code	M 1	ID	1/1
Code indicating a Yes or No condition or response						

SEMANTIC: CRC02 is a Certification Condition Code applies indicator. A "Y" value indicates the condition codes in CRC03 through CRC07 apply; an "N" value indicates the condition codes in CRC03 through CRC07 do not apply.

IMPLEMENTATION NAME: Certification Condition Indicator

CODE	DEFINITION
N	No
Y	Yes

REQUIRED	CRC03	1321	Condition Indicator	M 1	ID	2/3
Code indicating a condition						

IMPLEMENTATION NAME: Condition Code

The codes for CRC03 also can be used for CRC04 through CRC07.

CODE	DEFINITION
01	Patient was admitted to a hospital
04	Patient was moved by stretcher
05	Patient was unconscious or in shock
06	Patient was transported in an emergency situation
07	Patient had to be physically restrained
08	Patient had visible hemorrhaging
09	Ambulance service was medically necessary
12	Patient is confined to a bed or chair
Use code 12 to indicate patient was bedridden during transport.	

SITUATIONAL	CRC04	1321	Condition Indicator	O 1	ID	2/3
Code indicating a condition						

SITUATIONAL RULE: *Required when a second condition code is necessary. If not required by this implementation guide, do not send.*

IMPLEMENTATION NAME: Condition Code

Use the codes listed in CRC03.

SITUATIONAL	CRC05	1321	Condition Indicator	O 1	ID	2/3
Code indicating a condition						

SITUATIONAL RULE: *Required when a third condition code is necessary. If not required by this implementation guide, do not send.*

IMPLEMENTATION NAME: Condition Code

Use the codes listed in CRC03.

SITUATIONAL	CRC06	1321	Condition Indicator Code indicating a condition	O 1	ID	2/3
SITUATIONAL RULE: <i>Required when a fourth condition code is necessary. If not required by this implementation guide, do not send.</i>						
IMPLEMENTATION NAME: Condition Code						
Use the codes listed in CRC03.						
SITUATIONAL	CRC07	1321	Condition Indicator Code indicating a condition	O 1	ID	2/3
SITUATIONAL RULE: <i>Required when a fifth condition code is necessary. If not required by this implementation guide, do not send.</i>						
IMPLEMENTATION NAME: Condition Code						
Use the codes listed in CRC03.						

SEGMENT DETAIL

CRC - PATIENT CONDITION INFORMATION: VISION

X12 Segment Name: Conditions Indicator

X12 Purpose: To supply information on conditions

Loop: 2300 — CLAIM INFORMATION

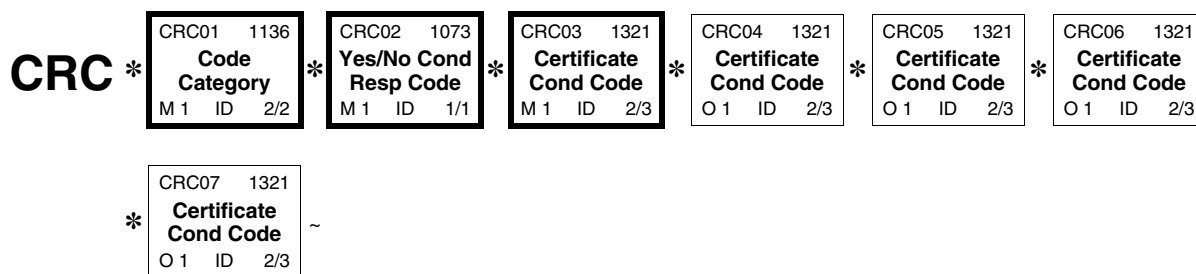
Segment Repeat: 3

Usage: SITUATIONAL

Situational Rule: Required on vision claims involving replacement lenses or frames when this information is known to impact reimbursement. If not required by this implementation guide, do not send.

TR3 Example: CRC*E1*Y*L1~

DIAGRAM



ELEMENT DETAIL

USAGE	REF. DES.	DATA ELEMENT	NAME	ATTRIBUTES
REQUIRED	CRC01	1136	Code Category Specifies the situation or category to which the code applies SEMANTIC: CRC01 qualifies CRC03 through CRC07.	M 1 ID 2/2
			CODE	DEFINITION
			E1	Spectacle Lenses
			E2	Contact Lenses
			E3	Spectacle Frames
REQUIRED	CRC02	1073	Yes/No Condition or Response Code Code indicating a Yes or No condition or response SEMANTIC: CRC02 is a Certification Condition Code applies indicator. A "Y" value indicates the condition codes in CRC03 through CRC07 apply; an "N" value indicates the condition codes in CRC03 through CRC07 do not apply.	M 1 ID 1/1
			IMPLEMENTATION NAME: Certification Condition Indicator	
			CODE	DEFINITION
			N	No
			Y	Yes

REQUIRED	CRC03	1321	Condition Indicator Code indicating a condition	M 1	ID	2/3												
IMPLEMENTATION NAME: Condition Code																		
<table><tr><th>CODE</th><th>DEFINITION</th></tr><tr><td>L1</td><td>General Standard of 20 Degree or .5 Diopter Sphere or Cylinder Change Met</td></tr><tr><td>L2</td><td>Replacement Due to Loss or Theft</td></tr><tr><td>L3</td><td>Replacement Due to Breakage or Damage</td></tr><tr><td>L4</td><td>Replacement Due to Patient Preference</td></tr><tr><td>L5</td><td>Replacement Due to Medical Reason</td></tr></table>							CODE	DEFINITION	L1	General Standard of 20 Degree or .5 Diopter Sphere or Cylinder Change Met	L2	Replacement Due to Loss or Theft	L3	Replacement Due to Breakage or Damage	L4	Replacement Due to Patient Preference	L5	Replacement Due to Medical Reason
CODE	DEFINITION																	
L1	General Standard of 20 Degree or .5 Diopter Sphere or Cylinder Change Met																	
L2	Replacement Due to Loss or Theft																	
L3	Replacement Due to Breakage or Damage																	
L4	Replacement Due to Patient Preference																	
L5	Replacement Due to Medical Reason																	
SITUATIONAL	CRC04	1321	Condition Indicator Code indicating a condition	O 1	ID	2/3												
SITUATIONAL RULE: <i>Required when a second condition code is necessary. If not required by this implementation guide, do not send.</i>																		
IMPLEMENTATION NAME: Condition Code																		
Use the codes listed in CRC03.																		
SITUATIONAL	CRC05	1321	Condition Indicator Code indicating a condition	O 1	ID	2/3												
SITUATIONAL RULE: <i>Required when a third condition code is necessary. If not required by this implementation guide, do not send.</i>																		
IMPLEMENTATION NAME: Condition Code																		
Use the codes listed in CRC03.																		
SITUATIONAL	CRC06	1321	Condition Indicator Code indicating a condition	O 1	ID	2/3												
SITUATIONAL RULE: <i>Required when a fourth condition code is necessary. If not required by this implementation guide, do not send.</i>																		
IMPLEMENTATION NAME: Condition Code																		
Use the codes listed in CRC03.																		
SITUATIONAL	CRC07	1321	Condition Indicator Code indicating a condition	O 1	ID	2/3												
SITUATIONAL RULE: <i>Required when a fifth condition code is necessary. If not required by this implementation guide, do not send.</i>																		
IMPLEMENTATION NAME: Condition Code																		
Use the codes listed in CRC03.																		

SEGMENT DETAIL

CRC - HOMEBOUND INDICATOR

X12 Segment Name: Conditions Indicator

X12 Purpose: To supply information on conditions

Loop: 2300 — CLAIM INFORMATION

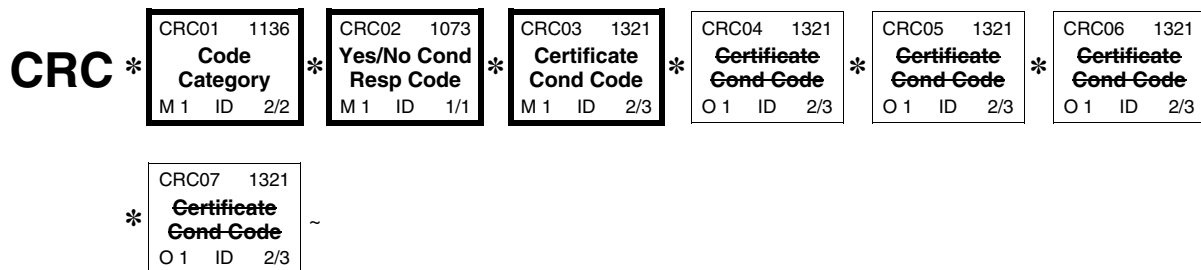
Segment Repeat: 1

Usage: SITUATIONAL

Situational Rule: Required for Medicare claims when an independent laboratory renders an EKG tracing or obtains a specimen from a homebound or institutionalized patient. If not required by this implementation guide, do not send.

TR3 Example: CRC*75*Y*IH~

DIAGRAM



ELEMENT DETAIL

USAGE	REF. DES.	DATA ELEMENT	NAME	ATTRIBUTES
REQUIRED	CRC01	1136	Code Category Specifies the situation or category to which the code applies SEMANTIC: CRC01 qualifies CRC03 through CRC07.	M 1 ID 2/2
			75 Functional Limitations	
REQUIRED	CRC02	1073	Yes/No Condition or Response Code Code indicating a Yes or No condition or response SEMANTIC: CRC02 is a Certification Condition Code applies indicator. A "Y" value indicates the condition codes in CRC03 through CRC07 apply; an "N" value indicates the condition codes in CRC03 through CRC07 do not apply. IMPLEMENTATION NAME: Certification Condition Indicator	M 1 ID 1/1
			CODE DEFINITION	
			Y Yes	

REQUIRED	CRC03	1321	Condition Indicator Code indicating a condition	M 1	ID	2/3
IMPLEMENTATION NAME: Homebound Indicator						
			CODE	DEFINITION		
			IH	Independent at Home		
NOT USED	CRC04	1321	Condition Indicator	O 1	ID	2/3
NOT USED	CRC05	1321	Condition Indicator	O 1	ID	2/3
NOT USED	CRC06	1321	Condition Indicator	O 1	ID	2/3
NOT USED	CRC07	1321	Condition Indicator	O 1	ID	2/3

SEGMENT DETAIL

CRC - EPSDT REFERRAL

X12 Segment Name: Conditions Indicator

X12 Purpose: To supply information on conditions

Loop: 2300 — CLAIM INFORMATION

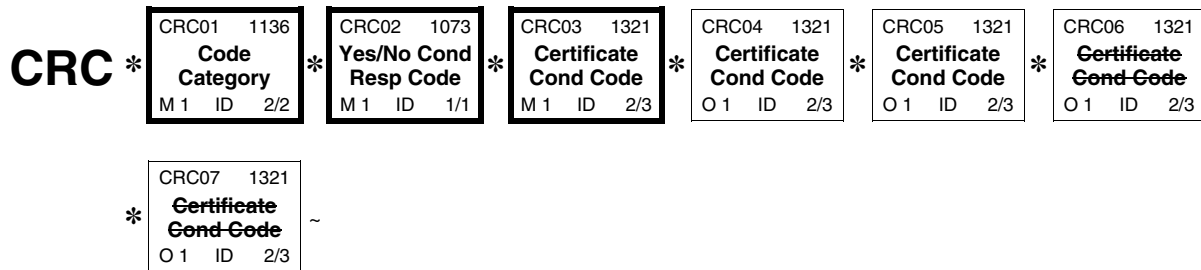
Segment Repeat: 1

Usage: SITUATIONAL

Situational Rule: Required on Early & Periodic Screening, Diagnosis, and Treatment (EPSDT) claims when the screening service is being billed in this claim. If not required by this implementation guide, do not send.

TR3 Example: CRC*ZZ*Y*ST~

DIAGRAM



ELEMENT DETAIL

USAGE	REF. DES.	DATA ELEMENT	NAME	ATTRIBUTES		
REQUIRED	CRC01	1136	Code Category Specifies the situation or category to which the code applies SEMANTIC: CRC01 qualifies CRC03 through CRC07.	M 1	ID	2/2
IMPLEMENTATION NAME: Code Qualifier						
			CODE	DEFINITION		
			ZZ	Mutually Defined EPSDT Screening referral information.		

REQUIRED	CRC02	1073	Yes/No Condition or Response Code Code indicating a Yes or No condition or response	M 1	ID	1/1
----------	-------	------	---	-----	----	-----

SEMANTIC: CRC02 is a Certification Condition Code applies indicator. A “Y” value indicates the condition codes in CRC03 through CRC07 apply; an “N” value indicates the condition codes in CRC03 through CRC07 do not apply.

IMPLEMENTATION NAME: Certification Condition Code Applies Indicator

The response answers the question: Was an EPSDT referral given to the patient?

CODE	DEFINITION
N	No
	If no, then choose “NU” in CRC03 indicating no referral given.
Y	Yes

REQUIRED	CRC03	1321	Condition Indicator Code indicating a condition	M 1	ID	2/3
----------	-------	------	---	-----	----	-----

The codes for CRC03 also can be used for CRC04 through CRC05.

CODE	DEFINITION
AV	Available - Not Used
	Patient refused referral.
NU	Not Used
	This conditioner indicator must be used when the submitter answers “N” in CRC02.
S2	Under Treatment
	Patient is currently under treatment for referred diagnostic or corrective health problem.
ST	New Services Requested
	Patient is referred to another provider for diagnostic or corrective treatment for at least one health problem identified during an initial or periodic screening service (not including dental referrals). OR Patient is scheduled for another appointment with screening provider for diagnostic or corrective treatment for at least one health problem identified during an initial or periodic screening service (not including dental referrals).

SITUATIONAL	CRC04	1321	Condition Indicator Code indicating a condition	O 1	ID	2/3
-------------	-------	------	---	-----	----	-----

SITUATIONAL RULE: *Required when a second condition code is necessary. If not required by this implementation guide, do not send.*

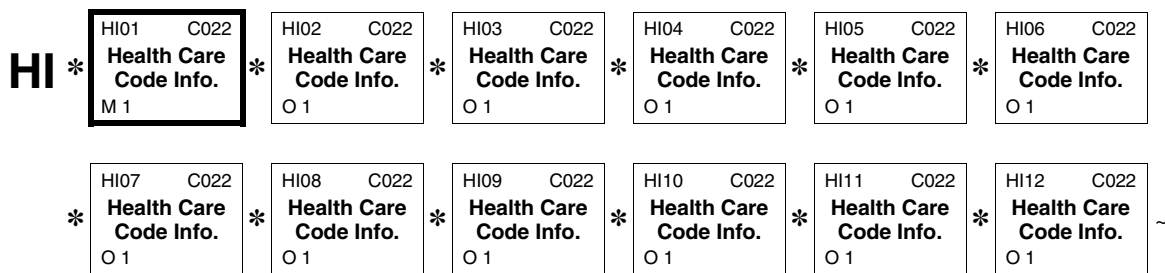
Use the codes listed in CRC03.

SITUATIONAL	CRC05	1321	Condition Indicator Code indicating a condition	O 1	ID	2/3
SITUATIONAL RULE: <i>Required when a third condition code is necessary. If not required by this implementation guide, do not send.</i>						
Use the codes listed in CRC03.						
NOT USED	CRC06	1321	Condition Indicator	O 1	ID	2/3
NOT USED	CRC07	1321	Condition Indicator	O 1	ID	2/3

SEGMENT DETAIL

HI - HEALTH CARE DIAGNOSIS CODE**X12 Segment Name:** Health Care Information Codes**X12 Purpose:** To supply information related to the delivery of health care**Loop:** 2300 — CLAIM INFORMATION**Segment Repeat:** 1**Usage:** REQUIRED**TR3 Notes:** 1. Do not transmit the decimal point for ICD codes. The decimal point is implied.**TR3 Example:** HI*BK:8901*BF:87200*BF:5559~

DIAGRAM



ELEMENT DETAIL

USAGE	REF. DES.	DATA ELEMENT	NAME	ATTRIBUTES
REQUIRED	HI01	C022	HEALTH CARE CODE INFORMATION	M 1
To send health care codes and their associated dates, amounts and quantities				
SYNTAX:				
P0304				
If either C02203 or C02204 is present, then the other is required.				
E0809				
Only one of C02208 or C02209 may be present.				
The diagnosis listed in this element is assumed to be the principal diagnosis.				

REQUIRED	HI01-01	1270	Code List Qualifier Code	M	ID	1/3
			Code identifying a specific industry code list			
			SEMANTIC: C022-01 qualifies C022-02, C022-04, C022-05, C022-06 and C022-08.			

IMPLEMENTATION NAME: **Diagnosis Type Code**

CODE	DEFINITION
ABK	International Classification of Diseases Clinical Modification (ICD-10-CM) Principal Diagnosis
	This code set is not allowed for use under HIPAA at the time of this writing. The qualifier can only be used: If a new rule names the ICD-10-CM as an allowable code set under HIPAA, OR The Secretary grants an exception to use the code set as a pilot project as allowed under the law, OR For claims which are not covered under HIPAA.
	CODE SOURCE 897: International Classification of Diseases, 10th Revision, Clinical Modification (ICD-10-CM)
BK	International Classification of Diseases Clinical Modification (ICD-9-CM) Principal Diagnosis
	CODE SOURCE 131: International Classification of Diseases, 9th Revision, Clinical Modification (ICD-9-CM)

REQUIRED	HI01-02	1271	Industry Code	M	AN	1/30
			Code indicating a code from a specific industry code list			
			SEMANTIC: If C022-08 is used, then C022-02 represents the beginning value in a range of codes.			

IMPLEMENTATION NAME: **Diagnosis Code**

NOT USED	HI01-03	1250	Date Time Period Format Qualifier	X	ID	2/3
NOT USED	HI01-04	1251	Date Time Period	X	AN	1/35
NOT USED	HI01-05	782	Monetary Amount	O	R	1/18
NOT USED	HI01-06	380	Quantity	O	R	1/15
NOT USED	HI01-07	799	Version Identifier	O	AN	1/30
NOT USED	HI01-08	1271	Industry Code	X	AN	1/30
NOT USED	HI01-09	1073	Yes/No Condition or Response Code	X	ID	1/1

SITUATIONAL	HI02	C022	HEALTH CARE CODE INFORMATION	O 1		
			To send health care codes and their associated dates, amounts and quantities			

SYNTAX:
P0304
If either C02203 or C02204 is present, then the other is required.
E0809
Only one of C02208 or C02209 may be present.

SITUATIONAL RULE: *Required when it is necessary to report an additional diagnosis and the preceding HI data elements have been used to report other diagnoses. If not required by this implementation guide, do not send.*

REQUIRED	HI02-01	1270	Code List Qualifier Code Code identifying a specific industry code list SEMANTIC: C022-01 qualifies C022-02, C022-04, C022-05, C022-06 and C022-08. IMPLEMENTATION NAME: Diagnosis Type Code	M	ID	1/3
				</		

REQUIRED	HI03-01	1270	Code List Qualifier Code	M	ID	1/3
			Code identifying a specific industry code list			
			SEMANTIC: C022-01 qualifies C022-02, C022-04, C022-05, C022-06 and C022-08.			

IMPLEMENTATION NAME: **Diagnosis Type Code**

CODE	DEFINITION
ABF	International Classification of Diseases Clinical Modification (ICD-10-CM) Diagnosis
	This code set is not allowed for use under HIPAA at the time of this writing. The qualifier can only be used: If a new rule names the ICD-10-CM as an allowable code set under HIPAA, OR The Secretary grants an exception to use the code set as a pilot project as allowed under the law, OR For claims which are not covered under HIPAA.
	CODE SOURCE 897: International Classification of Diseases, 10th Revision, Clinical Modification (ICD-10-CM)
BF	International Classification of Diseases Clinical Modification (ICD-9-CM) Diagnosis
	CODE SOURCE 131: International Classification of Diseases, 9th Revision, Clinical Modification (ICD-9-CM)

REQUIRED	HI03-02	1271	Industry Code	M	AN	1/30
			Code indicating a code from a specific industry code list			
			SEMANTIC: If C022-08 is used, then C022-02 represents the beginning value in a range of codes.			

IMPLEMENTATION NAME: **Diagnosis Code**

NOT USED	HI03-03	1250	Date Time Period Format Qualifier	X	ID	2/3
NOT USED	HI03-04	1251	Date Time Period	X	AN	1/35
NOT USED	HI03-05	782	Monetary Amount	O	R	1/18
NOT USED	HI03-06	380	Quantity	O	R	1/15
NOT USED	HI03-07	799	Version Identifier	O	AN	1/30
NOT USED	HI03-08	1271	Industry Code	X	AN	1/30
NOT USED	HI03-09	1073	Yes/No Condition or Response Code	X	ID	1/1

SITUATIONAL	HI04	C022	HEALTH CARE CODE INFORMATION	O 1		
			To send health care codes and their associated dates, amounts and quantities			

SYNTAX:
P0304
If either C02203 or C02204 is present, then the other is required.
E0809
Only one of C02208 or C02209 may be present.

SITUATIONAL RULE: *Required when it is necessary to report an additional diagnosis and the preceding HI data elements have been used to report other diagnoses. If not required by this implementation guide, do not send.*

REQUIRED	HI04-01	1270	Code List Qualifier Code	M	ID	1/3
Code identifying a specific industry code list						
SEMANTIC: C022-01 qualifies C022-02, C022-04, C022-05, C022-06 and C022-08.						
IMPLEMENTATION NAME: Diagnosis Type Code						
		CODE	DEFINITION			
		ABF	International Classification of Diseases Clinical Modification (ICD-10-CM) Diagnosis This code set is not allowed for use under HIPAA at the time of this writing. The qualifier can only be used: If a new rule names the ICD-10-CM as an allowable code set under HIPAA, OR The Secretary grants an exception to use the code set as a pilot project as allowed under the law, OR For claims which are not covered under HIPAA.			
		BF	CODE SOURCE 897 : International Classification of Diseases, 10th Revision, Clinical Modification (ICD-10-CM) International Classification of Diseases Clinical Modification (ICD-9-CM) Diagnosis CODE SOURCE 131 : International Classification of Diseases, 9th Revision, Clinical Modification (ICD-9-CM)			
REQUIRED	HI04-02	1271	Industry Code	M	AN	1/30
Code indicating a code from a specific industry code list						
SEMANTIC: If C022-08 is used, then C022-02 represents the beginning value in a range of codes.						
IMPLEMENTATION NAME: Diagnosis Code						
NOT USED	HI04-03	1250	Date Time Period Format Qualifier	X	ID	2/3
NOT USED	HI04-04	1251	Date Time Period	X	AN	1/35
NOT USED	HI04-05	782	Monetary Amount	O	R	1/18
NOT USED	HI04-06	380	Quantity	O	R	1/15
NOT USED	HI04-07	799	Version Identifier	O	AN	1/30
NOT USED	HI04-08	1271	Industry Code	X	AN	1/30
NOT USED	HI04-09	1073	Yes/No Condition or Response Code	X	ID	1/1
SITUATIONAL	HI05	C022	HEALTH CARE CODE INFORMATION	O	1	
To send health care codes and their associated dates, amounts and quantities						
SYNTAX: P0304 If either C02203 or C02204 is present, then the other is required. E0809 Only one of C02208 or C02209 may be present.						
SITUATIONAL RULE: Required when it is necessary to report an additional diagnosis and the preceding HI data elements have been used to report other diagnoses. If not required by this implementation guide, do not send.						

REQUIRED	HI05-01	1270	Code List Qualifier Code Code identifying a specific industry code list SEMANTIC: C022-01 qualifies C022-02, C022-04, C022-05, C022-06 and C022-08. IMPLEMENTATION NAME: Diagnosis Type Code	M	ID	1/3
			CODE	DEFINITION		
		ABF	International Classification of Diseases Clinical Modification (ICD-10-CM) Diagnosis This code set is not allowed for use under HIPAA at the time of this writing. The qualifier can only be used: If a new rule names the ICD-10-CM as an allowable code set under HIPAA, OR The Secretary grants an exception to use the code set as a pilot project as allowed under the law, OR For claims which are not covered under HIPAA. CODE SOURCE 897: International Classification of Diseases, 10th Revision, Clinical Modification (ICD-10-CM)			
		BF	International Classification of Diseases Clinical Modification (ICD-9-CM) Diagnosis CODE SOURCE 131: International Classification of Diseases, 9th Revision, Clinical Modification (ICD-9-CM)			
REQUIRED	HI05-02	1271	Industry Code Code indicating a code from a specific industry code list SEMANTIC: If C022-08 is used, then C022-02 represents the beginning value in a range of codes. IMPLEMENTATION NAME: Diagnosis Code	M	AN	1/30
NOT USED	HI05-03	1250	Date Time Period Format Qualifier	X	ID	2/3
NOT USED	HI05-04	1251	Date Time Period	X	AN	1/35
NOT USED	HI05-05	782	Monetary Amount	O	R	1/18
NOT USED	HI05-06	380	Quantity	O	R	1/15
NOT USED	HI05-07	799	Version Identifier	O	AN	1/30
NOT USED	HI05-08	1271	Industry Code	X	AN	1/30
NOT USED	HI05-09	1073	Yes/No Condition or Response Code	X	ID	1/1
SITUATIONAL	HI06	C022	HEALTH CARE CODE INFORMATION To send health care codes and their associated dates, amounts and quantities SYNTAX: P0304 If either C02203 or C02204 is present, then the other is required. E0809 Only one of C02208 or C02209 may be present. SITUATIONAL RULE: <i>Required when it is necessary to report an additional diagnosis and the preceding HI data elements have been used to report other diagnoses. If not required by this implementation guide, do not send.</i>	O	1	

REQUIRED	HI06-01	1270	Code List Qualifier Code Code identifying a specific industry code list SEMANTIC: C022-01 qualifies C022-02, C022-04, C022-05, C022-06 and C022-08. IMPLEMENTATION NAME: Diagnosis Type Code	M	ID	1/3

REQUIRED	HI07-01	1270	Code List Qualifier Code	M	ID	1/3
			Code identifying a specific industry code list			
			SEMANTIC: C022-01 qualifies C022-02, C022-04, C022-05, C022-06 and C022-08.			

IMPLEMENTATION NAME: Diagnosis Type Code

CODE	DEFINITION
ABF	International Classification of Diseases Clinical Modification (ICD-10-CM) Diagnosis
	This code set is not allowed for use under HIPAA at the time of this writing. The qualifier can only be used: If a new rule names the ICD-10-CM as an allowable code set under HIPAA, OR The Secretary grants an exception to use the code set as a pilot project as allowed under the law, OR For claims which are not covered under HIPAA.
	CODE SOURCE 897: International Classification of Diseases, 10th Revision, Clinical Modification (ICD-10-CM)
BF	International Classification of Diseases Clinical Modification (ICD-9-CM) Diagnosis
	ICD-9 Codes
	CODE SOURCE 131: International Classification of Diseases, 9th Revision, Clinical Modification (ICD-9-CM)

REQUIRED	HI07-02	1271	Industry Code	M	AN	1/30
			Code indicating a code from a specific industry code list			
			SEMANTIC: If C022-08 is used, then C022-02 represents the beginning value in a range of codes.			

IMPLEMENTATION NAME: Diagnosis Code

NOT USED	HI07-03	1250	Date Time Period Format Qualifier	X	ID	2/3
NOT USED	HI07-04	1251	Date Time Period	X	AN	1/35
NOT USED	HI07-05	782	Monetary Amount	O	R	1/18
NOT USED	HI07-06	380	Quantity	O	R	1/15
NOT USED	HI07-07	799	Version Identifier	O	AN	1/30
NOT USED	HI07-08	1271	Industry Code	X	AN	1/30
NOT USED	HI07-09	1073	Yes/No Condition or Response Code	X	ID	1/1

SITUATIONAL	HI08	C022	HEALTH CARE CODE INFORMATION	O 1		
			To send health care codes and their associated dates, amounts and quantities			
			SYNTAX: P0304 If either C02203 or C02204 is present, then the other is required. E0809 Only one of C02208 or C02209 may be present.			

SITUATIONAL RULE: *Required when it is necessary to report an additional diagnosis and the preceding HI data elements have been used to report other diagnoses. If not required by this implementation guide, do not send.*

REQUIRED	HI08-01	1270	Code List Qualifier Code Code identifying a specific industry code list SEMANTIC: C022-01 qualifies C022-02, C022-04, C022-05, C022-06 and C022-08. IMPLEMENTATION NAME: Diagnosis Type Code	M	ID	1/3

REQUIRED	HI09-01	1270	Code List Qualifier Code Code identifying a specific industry code list	M	ID	1/3						
SEMANTIC: C022-01 qualifies C022-02, C022-04, C022-05, C022-06 and C022-08.												
IMPLEMENTATION NAME: Diagnosis Type Code												
<table><tr><th>CODE</th><th>DEFINITION</th></tr><tr><td>ABF</td><td>International Classification of Diseases Clinical Modification (ICD-10-CM) Diagnosis This code set is not allowed for use under HIPAA at the time of this writing. The qualifier can only be used: If a new rule names the ICD-10-CM as an allowable code set under HIPAA, OR The Secretary grants an exception to use the code set as a pilot project as allowed under the law, OR For claims which are not covered under HIPAA. CODE SOURCE 897: International Classification of Diseases, 10th Revision, Clinical Modification (ICD-10-CM)</td></tr><tr><td>BF</td><td>International Classification of Diseases Clinical Modification (ICD-9-CM) Diagnosis CODE SOURCE 131: International Classification of Diseases, 9th Revision, Clinical Modification (ICD-9-CM)</td></tr></table>							CODE	DEFINITION	ABF	International Classification of Diseases Clinical Modification (ICD-10-CM) Diagnosis This code set is not allowed for use under HIPAA at the time of this writing. The qualifier can only be used: If a new rule names the ICD-10-CM as an allowable code set under HIPAA, OR The Secretary grants an exception to use the code set as a pilot project as allowed under the law, OR For claims which are not covered under HIPAA. CODE SOURCE 897: International Classification of Diseases, 10th Revision, Clinical Modification (ICD-10-CM)	BF	International Classification of Diseases Clinical Modification (ICD-9-CM) Diagnosis CODE SOURCE 131: International Classification of Diseases, 9th Revision, Clinical Modification (ICD-9-CM)
CODE	DEFINITION											
ABF	International Classification of Diseases Clinical Modification (ICD-10-CM) Diagnosis This code set is not allowed for use under HIPAA at the time of this writing. The qualifier can only be used: If a new rule names the ICD-10-CM as an allowable code set under HIPAA, OR The Secretary grants an exception to use the code set as a pilot project as allowed under the law, OR For claims which are not covered under HIPAA. CODE SOURCE 897: International Classification of Diseases, 10th Revision, Clinical Modification (ICD-10-CM)											
BF	International Classification of Diseases Clinical Modification (ICD-9-CM) Diagnosis CODE SOURCE 131: International Classification of Diseases, 9th Revision, Clinical Modification (ICD-9-CM)											
REQUIRED	HI09-02	1271	Industry Code Code indicating a code from a specific industry code list	M	AN	1/30						
SEMANTIC: If C022-08 is used, then C022-02 represents the beginning value in a range of codes.												
IMPLEMENTATION NAME: Diagnosis Code												
NOT USED	HI09-03	1250	Date Time Period Format Qualifier	X	ID	2/3						
NOT USED	HI09-04	1251	Date Time Period	X	AN	1/35						
NOT USED	HI09-05	782	Monetary Amount	O	R	1/18						
NOT USED	HI09-06	380	Quantity	O	R	1/15						
NOT USED	HI09-07	799	Version Identifier	O	AN	1/30						
NOT USED	HI09-08	1271	Industry Code	X	AN	1/30						
NOT USED	HI09-09	1073	Yes/No Condition or Response Code	X	ID	1/1						
SITUATIONAL	HI10	C022	HEALTH CARE CODE INFORMATION To send health care codes and their associated dates, amounts and quantities	O	1							
SYNTAX: P0304 If either C02203 or C02204 is present, then the other is required. E0809 Only one of C02208 or C02209 may be present.												
SITUATIONAL RULE: <i>Required when it is necessary to report an additional diagnosis and the preceding HI data elements have been used to report other diagnoses. If not required by this implementation guide, do not send.</i>												

REQUIRED	HI10-01	1270	Code List Qualifier Code	M	ID	1/3
Code identifying a specific industry code list						
SEMANTIC: C022-01 qualifies C022-02, C022-04, C022-05, C022-06 and C022-08.						
IMPLEMENTATION NAME: Diagnosis Type Code						
		CODE	DEFINITION			
		ABF	International Classification of Diseases Clinical Modification (ICD-10-CM) Diagnosis This code set is not allowed for use under HIPAA at the time of this writing. The qualifier can only be used: If a new rule names the ICD-10-CM as an allowable code set under HIPAA, OR The Secretary grants an exception to use the code set as a pilot project as allowed under the law, OR For claims which are not covered under HIPAA.			
		BF	CODE SOURCE 897 : International Classification of Diseases, 10th Revision, Clinical Modification (ICD-10-CM) International Classification of Diseases Clinical Modification (ICD-9-CM) Diagnosis CODE SOURCE 131 : International Classification of Diseases, 9th Revision, Clinical Modification (ICD-9-CM)			
REQUIRED	HI10-02	1271	Industry Code	M	AN	1/30
Code indicating a code from a specific industry code list						
SEMANTIC: If C022-08 is used, then C022-02 represents the beginning value in a range of codes.						
IMPLEMENTATION NAME: Diagnosis Code						
NOT USED	HI10-03	1250	Date Time Period Format Qualifier	X	ID	2/3
NOT USED	HI10-04	1251	Date Time Period	X	AN	1/35
NOT USED	HI10-05	782	Monetary Amount	O	R	1/18
NOT USED	HI10-06	380	Quantity	O	R	1/15
NOT USED	HI10-07	799	Version Identifier	O	AN	1/30
NOT USED	HI10-08	1271	Industry Code	X	AN	1/30
NOT USED	HI10-09	1073	Yes/No Condition or Response Code	X	ID	1/1
SITUATIONAL	HI11	C022	HEALTH CARE CODE INFORMATION	O	1	
To send health care codes and their associated dates, amounts and quantities						
SYNTAX: P0304 If either C02203 or C02204 is present, then the other is required. E0809 Only one of C02208 or C02209 may be present.						
SITUATIONAL RULE: Required when it is necessary to report an additional diagnosis and the preceding HI data elements have been used to report other diagnoses. If not required by this implementation guide, do not send.						

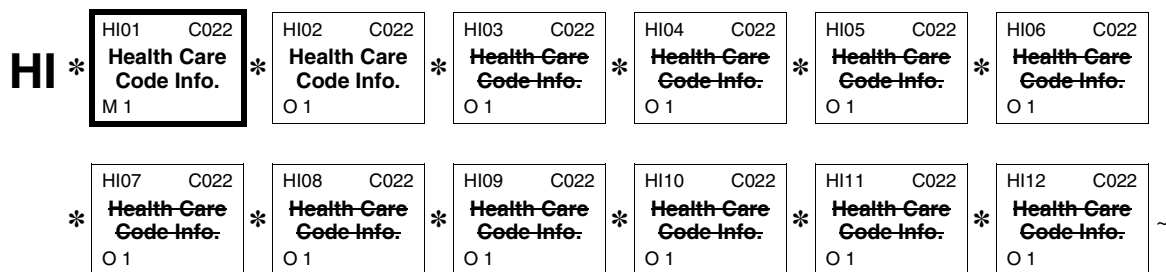
REQUIRED	HI11-01	1270	Code List Qualifier Code Code identifying a specific industry code list SEMANTIC: C022-01 qualifies C022-02, C022-04, C022-05, C022-06 and C022-08. IMPLEMENTATION NAME: Diagnosis Type Code	M	ID	1/3
<div><div>CODE</div><div>DEFINITION</div></div>						
		ABF	International Classification of Diseases Clinical Modification (ICD-10-CM) Diagnosis This code set is not allowed for use under HIPAA at the time of this writing. The qualifier can only be used: If a new rule names the ICD-10-CM as an allowable code set under HIPAA, OR The Secretary grants an exception to use the code set as a pilot project as allowed under the law, OR For claims which are not covered under HIPAA. CODE SOURCE 897: International Classification of Diseases, 10th Revision, Clinical Modification (ICD-10-CM)			
		BF	International Classification of Diseases Clinical Modification (ICD-9-CM) Diagnosis CODE SOURCE 131: International Classification of Diseases, 9th Revision, Clinical Modification (ICD-9-CM)			
REQUIRED	HI11-02	1271	Industry Code Code indicating a code from a specific industry code list SEMANTIC: If C022-08 is used, then C022-02 represents the beginning value in a range of codes. IMPLEMENTATION NAME: Diagnosis Code	M	AN	1/30
NOT USED	HI11-03	1250	Date Time Period Format Qualifier	X	ID	2/3
NOT USED	HI11-04	1251	Date Time Period	X	AN	1/35
NOT USED	HI11-05	782	Monetary Amount	O	R	1/18
NOT USED	HI11-06	380	Quantity	O	R	1/15
NOT USED	HI11-07	799	Version Identifier	O	AN	1/30
NOT USED	HI11-08	1271	Industry Code	X	AN	1/30
NOT USED	HI11-09	1073	Yes/No Condition or Response Code	X	ID	1/1
SITUATIONAL	HI12	C022	HEALTH CARE CODE INFORMATION To send health care codes and their associated dates, amounts and quantities SYNTAX: P0304 If either C02203 or C02204 is present, then the other is required. E0809 Only one of C02208 or C02209 may be present. SITUATIONAL RULE: <i>Required when it is necessary to report an additional diagnosis and the preceding HI data elements have been used to report other diagnoses. If not required by this implementation guide, do not send.</i>	O	1	

JUNE 2014

SEGMENT DETAIL

HI - ANESTHESIA RELATED PROCEDURE**X12 Segment Name:** Health Care Information Codes**X12 Purpose:** To supply information related to the delivery of health care**Loop:** 2300 — CLAIM INFORMATION**Segment Repeat:** 1**Usage:** SITUATIONAL**Situational Rule:** Required on claims where anesthesiology services are being billed or reported when the provider knows the surgical code and knows the adjudication of the claim will depend on provision of the surgical code. If not required by this implementation guide, do not send.**TR3 Example:** HI*BP:33414~

DIAGRAM



ELEMENT DETAIL

USAGE	REF. DES.	DATA ELEMENT	NAME	ATTRIBUTES
REQUIRED	HI01	C022	HEALTH CARE CODE INFORMATION	M 1
			To send health care codes and their associated dates, amounts and quantities	
			SYNTAX:	
			P0304	
			If either C02203 or C02204 is present, then the other is required.	
			E0809	
			Only one of C02208 or C02209 may be present.	
REQUIRED	HI01-01	1270	Code List Qualifier Code	M ID 1/3
			Code identifying a specific industry code list	
			SEMANTIC:	
			C022-01 qualifies C022-02, C022-04, C022-05, C022-06 and C022-08.	
			CODE	DEFINITION
			BP	Health Care Financing Administration Common Procedural Coding System Principal Procedure
				CODE SOURCE 130: Healthcare Common Procedure Coding System

REQUIRED	HI01-02	1271	Industry Code Code indicating a code from a specific industry code list	M	AN	1/30				
SEMANTIC: If C022-08 is used, then C022-02 represents the beginning value in a range of codes.										
IMPLEMENTATION NAME: Anesthesia Related Surgical Procedure										
NOT USED	HI01-03	1250	Date Time Period Format Qualifier	X	ID	2/3				
NOT USED	HI01-04	1251	Date Time Period	X	AN	1/35				
NOT USED	HI01-05	782	Monetary Amount	O	R	1/18				
NOT USED	HI01-06	380	Quantity	O	R	1/15				
NOT USED	HI01-07	799	Version Identifier	O	AN	1/30				
NOT USED	HI01-08	1271	Industry Code	X	AN	1/30				
NOT USED	HI01-09	1073	Yes/No Condition or Response Code	X	ID	1/1				
SITUATIONAL	HI02	C022	HEALTH CARE CODE INFORMATION To send health care codes and their associated dates, amounts and quantities	O	1					
SYNTAX: P0304 If either C02203 or C02204 is present, then the other is required. E0809 Only one of C02208 or C02209 may be present.										
SITUATIONAL RULE: Required when it is necessary to report an additional procedure and the preceding HI data elements have been used to report other procedures. If not required by this implementation guide, do not send.										
REQUIRED	HI02-01	1270	Code List Qualifier Code Code identifying a specific industry code list	M	ID	1/3				
SEMANTIC: C022-01 qualifies C022-02, C022-04, C022-05, C022-06 and C022-08.										
<table><tr><th>CODE</th><th>DEFINITION</th></tr><tr><td>BO</td><td>Health Care Financing Administration Common Procedural Coding System CODE SOURCE 130: Healthcare Common Procedure Coding System</td></tr></table>							CODE	DEFINITION	BO	Health Care Financing Administration Common Procedural Coding System CODE SOURCE 130: Healthcare Common Procedure Coding System
CODE	DEFINITION									
BO	Health Care Financing Administration Common Procedural Coding System CODE SOURCE 130: Healthcare Common Procedure Coding System									
REQUIRED	HI02-02	1271	Industry Code Code indicating a code from a specific industry code list	M	AN	1/30				
SEMANTIC: If C022-08 is used, then C022-02 represents the beginning value in a range of codes.										
NOT USED	HI02-03	1250	Date Time Period Format Qualifier	X	ID	2/3				
NOT USED	HI02-04	1251	Date Time Period	X	AN	1/35				
NOT USED	HI02-05	782	Monetary Amount	O	R	1/18				
NOT USED	HI02-06	380	Quantity	O	R	1/15				
NOT USED	HI02-07	799	Version Identifier	O	AN	1/30				
NOT USED	HI02-08	1271	Industry Code	X	AN	1/30				
NOT USED	HI02-09	1073	Yes/No Condition or Response Code	X	ID	1/1				
NOT USED	HI03	C022	HEALTH CARE CODE INFORMATION	O	1					
NOT USED	HI04	C022	HEALTH CARE CODE INFORMATION	O	1					

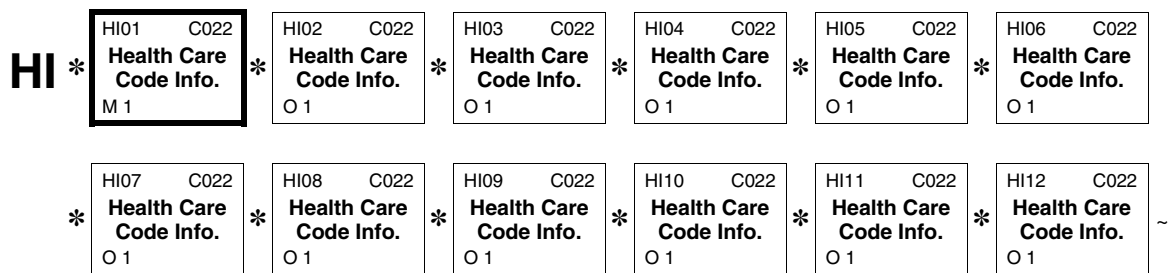
NOT USED	HI05	C022	HEALTH CARE CODE INFORMATION	O 1
NOT USED	HI06	C022	HEALTH CARE CODE INFORMATION	O 1
NOT USED	HI07	C022	HEALTH CARE CODE INFORMATION	O 1
NOT USED	HI08	C022	HEALTH CARE CODE INFORMATION	O 1
NOT USED	HI09	C022	HEALTH CARE CODE INFORMATION	O 1
NOT USED	HI10	C022	HEALTH CARE CODE INFORMATION	O 1
NOT USED	HI11	C022	HEALTH CARE CODE INFORMATION	O 1
NOT USED	HI12	C022	HEALTH CARE CODE INFORMATION	O 1

SEGMENT DETAIL

HI - CONDITION INFORMATION

X12 Segment Name: Health Care Information Codes**X12 Purpose:** To supply information related to the delivery of health care**Loop:** 2300 — CLAIM INFORMATION**Segment Repeat:** 2**Usage:** SITUATIONAL**Situational Rule:** Required when condition information applies to the claim.
If not required by this implementation guide, do not send.**TR3 Example:** HI*BG:17*BG:67~

DIAGRAM



ELEMENT DETAIL

USAGE	REF. DES.	DATA ELEMENT	NAME	ATTRIBUTES
REQUIRED	HI01	C022	HEALTH CARE CODE INFORMATION	M 1 To send health care codes and their associated dates, amounts and quantities SYNTAX: P0304 If either C02203 or C02204 is present, then the other is required. E0809 Only one of C02208 or C02209 may be present.
REQUIRED	HI01-01	1270	Code List Qualifier Code	M ID 1/3 Code identifying a specific industry code list SEMANTIC: C022-01 qualifies C022-02, C022-04, C022-05, C022-06 and C022-08.
		CODE	DEFINITION	
		BG	Condition CODE SOURCE 132: National Uniform Billing Committee (NUBC) Codes CODE SOURCE 641: Condition Code List	

REQUIRED	HI01-02	1271	Industry Code Code indicating a code from a specific industry code list	M	AN	1/30
SEMANTIC: If C022-08 is used, then C022-02 represents the beginning value in a range of codes.						
IMPLEMENTATION NAME: Condition Code						
NOT USED	HI01-03	1250	Date Time Period Format Qualifier	X	ID	2/3
NOT USED	HI01-04	1251	Date Time Period	X	AN	1/35
NOT USED	HI01-05	782	Monetary Amount	O	R	1/18
NOT USED	HI01-06	380	Quantity	O	R	1/15
NOT USED	HI01-07	799	Version Identifier	O	AN	1/30
NOT USED	HI01-08	1271	Industry Code	X	AN	1/30
NOT USED	HI01-09	1073	Yes/No Condition or Response Code	X	ID	1/1
SITUATIONAL	HI02	C022	HEALTH CARE CODE INFORMATION To send health care codes and their associated dates, amounts and quantities	O	1	

SYNTAX:

P0304

If either C02203 or C02204 is present, then the other is required.

E0809

Only one of C02208 or C02209 may be present.

SITUATIONAL RULE: *Required when it is necessary to report an additional condition code and the preceding HI data elements have been used to report other condition codes. If not required by this implementation guide, do not send.*

REQUIRED	HI02-01	1270	Code List Qualifier Code Code identifying a specific industry code list	M	ID	1/3
SEMANTIC: C022-01 qualifies C022-02, C022-04, C022-05, C022-06 and C022-08.						

CODE DEFINITION

BG	Condition
	CODE SOURCE 132: National Uniform Billing Committee (NUBC) Codes
	CODE SOURCE 641: Condition Code List

REQUIRED	HI02-02	1271	Industry Code Code indicating a code from a specific industry code list	M	AN	1/30
SEMANTIC: If C022-08 is used, then C022-02 represents the beginning value in a range of codes.						
IMPLEMENTATION NAME: Condition Code						
NOT USED	HI02-03	1250	Date Time Period Format Qualifier	X	ID	2/3
NOT USED	HI02-04	1251	Date Time Period	X	AN	1/35
NOT USED	HI02-05	782	Monetary Amount	O	R	1/18
NOT USED	HI02-06	380	Quantity	O	R	1/15
NOT USED	HI02-07	799	Version Identifier	O	AN	1/30
NOT USED	HI02-08	1271	Industry Code	X	AN	1/30
NOT USED	HI02-09	1073	Yes/No Condition or Response Code	X	ID	1/1

SITUATIONAL	HI03	C022	HEALTH CARE CODE INFORMATION			O 1
To send health care codes and their associated dates, amounts and quantities						
SYNTAX:						
P0304						
If either C02203 or C02204 is present, then the other is required.						
E0809						
Only one of C02208 or C02209 may be present.						
SITUATIONAL RULE: <i>Required when it is necessary to report an additional condition code and the preceding HI data elements have been used to report other condition codes. If not required by this implementation guide, do not send.</i>						
REQUIRED	HI03-01	1270	Code List Qualifier Code	M	ID	1/3
			Code identifying a specific industry code list			
SEMANTIC:						
C022-01 qualifies C022-02, C022-04, C022-05, C022-06 and C022-08.						
		CODE	DEFINITION			
		BG	Condition			
			CODE SOURCE 132: National Uniform Billing Committee (NUBC) Codes			
			CODE SOURCE 641: Condition Code List			
REQUIRED	HI03-02	1271	Industry Code	M	AN	1/30
			Code indicating a code from a specific industry code list			
SEMANTIC:						
If C022-08 is used, then C022-02 represents the beginning value in a range of codes.						
IMPLEMENTATION NAME: Condition Code						
NOT USED	HI03-03	1250	Date Time Period Format Qualifier	X	ID	2/3
NOT USED	HI03-04	1251	Date Time Period	X	AN	1/35
NOT USED	HI03-05	782	Monetary Amount	O	R	1/18
NOT USED	HI03-06	380	Quantity	O	R	1/15
NOT USED	HI03-07	799	Version Identifier	O	AN	1/30
NOT USED	HI03-08	1271	Industry Code	X	AN	1/30
NOT USED	HI03-09	1073	Yes/No Condition or Response Code	X	ID	1/1
SITUATIONAL	HI04	C022	HEALTH CARE CODE INFORMATION			O 1
To send health care codes and their associated dates, amounts and quantities						
SYNTAX:						
P0304						
If either C02203 or C02204 is present, then the other is required.						
E0809						
Only one of C02208 or C02209 may be present.						
SITUATIONAL RULE: <i>Required when it is necessary to report an additional condition code and the preceding HI data elements have been used to report other condition codes. If not required by this implementation guide, do not send.</i>						

REQUIRED	HI04-01	1270	Code List Qualifier Code	M	ID	1/3
			Code identifying a specific industry code list			
			SEMANTIC: C022-01 qualifies C022-02, C022-04, C022-05, C022-06 and C022-08.			

CODE	DEFINITION
------	------------

BG ConditionCODE SOURCE 132: National Uniform Billing Committee (NUBC)
Codes

CODE SOURCE 641: Condition Code List

REQUIRED	HI04-02	1271	Industry Code	M	AN	1/30
			Code indicating a code from a specific industry code list			
			SEMANTIC: If C022-08 is used, then C022-02 represents the beginning value in a range of codes.			

IMPLEMENTATION NAME: **Condition Code**

NOT USED	HI04-03	1250	Date Time Period Format Qualifier	X	ID	2/3
NOT USED	HI04-04	1251	Date Time Period	X	AN	1/35
NOT USED	HI04-05	782	Monetary Amount	O	R	1/18
NOT USED	HI04-06	380	Quantity	O	R	1/15
NOT USED	HI04-07	799	Version Identifier	O	AN	1/30
NOT USED	HI04-08	1271	Industry Code	X	AN	1/30
NOT USED	HI04-09	1073	Yes/No Condition or Response Code	X	ID	1/1

SITUATIONAL	HI05	C022	HEALTH CARE CODE INFORMATION	O 1		
			To send health care codes and their associated dates, amounts and quantities			

SYNTAX:**P0304**

If either C02203 or C02204 is present, then the other is required.

E0809

Only one of C02208 or C02209 may be present.

SITUATIONAL RULE: *Required when it is necessary to report an additional condition code and the preceding HI data elements have been used to report other condition codes. If not required by this implementation guide, do not send.*

REQUIRED	HI05-01	1270	Code List Qualifier Code	M	ID	1/3
			Code identifying a specific industry code list			
			SEMANTIC: C022-01 qualifies C022-02, C022-04, C022-05, C022-06 and C022-08.			

CODE	DEFINITION
------	------------

BG ConditionCODE SOURCE 132: National Uniform Billing Committee (NUBC)
Codes

CODE SOURCE 641: Condition Code List

REQUIRED	HI05-02	1271	Industry Code	M	AN	1/30
			Code indicating a code from a specific industry code list			
			SEMANTIC: If C022-08 is used, then C022-02 represents the beginning value in a range of codes.			

IMPLEMENTATION NAME: **Condition Code**

NOT USED	HI05-03	1250	Date Time Period Format Qualifier	X	ID	2/3
NOT USED	HI05-04	1251	Date Time Period	X	AN	1/35
NOT USED	HI05-05	782	Monetary Amount	O	R	1/18
NOT USED	HI05-06	380	Quantity	O	R	1/15
NOT USED	HI05-07	799	Version Identifier	O	AN	1/30
NOT USED	HI05-08	1271	Industry Code	X	AN	1/30
NOT USED	HI05-09	1073	Yes/No Condition or Response Code	X	ID	1/1
SITUATIONAL	HI06	C022	HEALTH CARE CODE INFORMATION	O	1	

To send health care codes and their associated dates, amounts and quantities

SYNTAX:

P0304

If either C02203 or C02204 is present, then the other is required.

E0809

Only one of C02208 or C02209 may be present.

SITUATIONAL RULE: *Required when it is necessary to report an additional condition code and the preceding HI data elements have been used to report other condition codes. If not required by this implementation guide, do not send.*

REQUIRED	HI06-01	1270	Code List Qualifier Code	M	ID	1/3
			Code identifying a specific industry code list			
			SEMANTIC:			
			C022-01 qualifies C022-02, C022-04, C022-05, C022-06 and C022-08.			

CODE	DEFINITION
------	------------

BG Condition

CODE SOURCE 132: National Uniform Billing Committee (NUBC)
Codes

CODE SOURCE 641: Condition Code List

REQUIRED	HI06-02	1271	Industry Code	M	AN	1/30
			Code indicating a code from a specific industry code list			
			SEMANTIC:			
			If C022-08 is used, then C022-02 represents the beginning value in a range of codes.			

IMPLEMENTATION NAME: Condition Code

NOT USED	HI06-03	1250	Date Time Period Format Qualifier	X	ID	2/3
NOT USED	HI06-04	1251	Date Time Period	X	AN	1/35
NOT USED	HI06-05	782	Monetary Amount	O	R	1/18
NOT USED	HI06-06	380	Quantity	O	R	1/15
NOT USED	HI06-07	799	Version Identifier	O	AN	1/30
NOT USED	HI06-08	1271	Industry Code	X	AN	1/30
NOT USED	HI06-09	1073	Yes/No Condition or Response Code	X	ID	1/1

SITUATIONAL	HI07	C022	HEALTH CARE CODE INFORMATION O 1 To send health care codes and their associated dates, amounts and quantities SYNTAX: P0304 If either C02203 or C02204 is present, then the other is required. E0809 Only one of C02208 or C02209 may be present. SITUATIONAL RULE: Required when it is necessary to report an additional condition code and the preceding HI data elements have been used to report other condition codes. If not required by this implementation guide, do not send.				
REQUIRED	HI07-01		1270	Code List Qualifier Code	M	ID	1/3
				Code identifying a specific industry code list SEMANTIC: C022-01 qualifies C022-02, C022-04, C022-05, C022-06 and C022-08.			
				CODE	DEFINITION		
			BG	Condition			
				CODE SOURCE 132: National Uniform Billing Committee (NUBC) Codes CODE SOURCE 641: Condition Code List			
REQUIRED	HI07-02		1271	Industry Code	M	AN	1/30
				Code indicating a code from a specific industry code list SEMANTIC: If C022-08 is used, then C022-02 represents the beginning value in a range of codes. IMPLEMENTATION NAME: Condition Code			
NOT USED	HI07-03		1250	Date Time Period Format Qualifier	X	ID	2/3
NOT USED	HI07-04		1251	Date Time Period	X	AN	1/35
NOT USED	HI07-05		782	Monetary Amount	O	R	1/18
NOT USED	HI07-06		380	Quantity	O	R	1/15
NOT USED	HI07-07		799	Version Identifier	O	AN	1/30
NOT USED	HI07-08		1271	Industry Code	X	AN	1/30
NOT USED	HI07-09		1073	Yes/No Condition or Response Code	X	ID	1/1
SITUATIONAL	HI08	C022	HEALTH CARE CODE INFORMATION O 1 To send health care codes and their associated dates, amounts and quantities SYNTAX: P0304 If either C02203 or C02204 is present, then the other is required. E0809 Only one of C02208 or C02209 may be present. SITUATIONAL RULE: Required when it is necessary to report an additional condition code and the preceding HI data elements have been used to report other condition codes. If not required by this implementation guide, do not send.				

REQUIRED	HI08-01	1270	Code List Qualifier Code Code identifying a specific industry code list	M	ID	1/3		
SEMANTIC: C022-01 qualifies C022-02, C022-04, C022-05, C022-06 and C022-08.								
<table><tr><th>CODE</th><th>DEFINITION</th></tr></table>							CODE	DEFINITION
CODE	DEFINITION							
<table><tr><td>BG</td><td>Condition CODE SOURCE 132: National Uniform Billing Committee (NUBC) Codes CODE SOURCE 641: Condition Code List</td></tr></table>							BG	Condition CODE SOURCE 132: National Uniform Billing Committee (NUBC) Codes CODE SOURCE 641: Condition Code List
BG	Condition CODE SOURCE 132: National Uniform Billing Committee (NUBC) Codes CODE SOURCE 641: Condition Code List							
REQUIRED	HI08-02	1271	Industry Code Code indicating a code from a specific industry code list	M	AN	1/30		
SEMANTIC: If C022-08 is used, then C022-02 represents the beginning value in a range of codes.								
IMPLEMENTATION NAME: Condition Code								
NOT USED	HI08-03	1250	Date Time Period Format Qualifier	X	ID	2/3		
NOT USED	HI08-04	1251	Date Time Period	X	AN	1/35		
NOT USED	HI08-05	782	Monetary Amount	O	R	1/18		
NOT USED	HI08-06	380	Quantity	O	R	1/15		
NOT USED	HI08-07	799	Version Identifier	O	AN	1/30		
NOT USED	HI08-08	1271	Industry Code	X	AN	1/30		
NOT USED	HI08-09	1073	Yes/No Condition or Response Code	X	ID	1/1		
SITUATIONAL	HI09	C022	HEALTH CARE CODE INFORMATION To send health care codes and their associated dates, amounts and quantities	O	1			
SYNTAX: P0304 If either C02203 or C02204 is present, then the other is required. E0809 Only one of C02208 or C02209 may be present.								
SITUATIONAL RULE: <i>Required when it is necessary to report an additional condition code and the preceding HI data elements have been used to report other condition codes. If not required by this implementation guide, do not send.</i>								
REQUIRED	HI09-01	1270	Code List Qualifier Code Code identifying a specific industry code list	M	ID	1/3		
SEMANTIC: C022-01 qualifies C022-02, C022-04, C022-05, C022-06 and C022-08.								
<table><tr><th>CODE</th><th>DEFINITION</th></tr></table>							CODE	DEFINITION
CODE	DEFINITION							
<table><tr><td>BG</td><td>Condition CODE SOURCE 132: National Uniform Billing Committee (NUBC) Codes CODE SOURCE 641: Condition Code List</td></tr></table>							BG	Condition CODE SOURCE 132: National Uniform Billing Committee (NUBC) Codes CODE SOURCE 641: Condition Code List
BG	Condition CODE SOURCE 132: National Uniform Billing Committee (NUBC) Codes CODE SOURCE 641: Condition Code List							
REQUIRED	HI09-02	1271	Industry Code Code indicating a code from a specific industry code list	M	AN	1/30		
SEMANTIC: If C022-08 is used, then C022-02 represents the beginning value in a range of codes.								
IMPLEMENTATION NAME: Condition Code								

NOT USED	HI09-03	1250	Date Time Period Format Qualifier	X	ID	2/3
NOT USED	HI09-04	1251	Date Time Period	X	AN	1/35
NOT USED	HI09-05	782	Monetary Amount	O	R	1/18
NOT USED	HI09-06	380	Quantity	O	R	1/15
NOT USED	HI09-07	799	Version Identifier	O	AN	1/30
NOT USED	HI09-08	1271	Industry Code	X	AN	1/30
NOT USED	HI09-09	1073	Yes/No Condition or Response Code	X	ID	1/1

SITUATIONAL HI10 C022

HEALTH CARE CODE INFORMATION**O 1**

To send health care codes and their associated dates, amounts and quantities

SYNTAX:**P0304**

If either C02203 or C02204 is present, then the other is required.

E0809

Only one of C02208 or C02209 may be present.

SITUATIONAL RULE: *Required when it is necessary to report an additional condition code and the preceding HI data elements have been used to report other condition codes. If not required by this implementation guide, do not send.*

REQUIRED HI10-01

1270 Code List Qualifier Code M ID 1/3
Code identifying a specific industry code list

SEMANTIC:

C022-01 qualifies C022-02, C022-04, C022-05, C022-06 and C022-08.

CODE	DEFINITION
------	------------

BG	Condition
-----------	------------------

CODE SOURCE 132: National Uniform Billing Committee (NUBC)
Codes

CODE SOURCE 641: Condition Code List

REQUIRED HI10-02

1271 Industry Code M AN 1/30
Code indicating a code from a specific industry code list

SEMANTIC:

If C022-08 is used, then C022-02 represents the beginning value in a range of codes.

IMPLEMENTATION NAME: Condition Code

NOT USED	HI10-03	1250	Date Time Period Format Qualifier	X	ID	2/3
NOT USED	HI10-04	1251	Date Time Period	X	AN	1/35
NOT USED	HI10-05	782	Monetary Amount	O	R	1/18
NOT USED	HI10-06	380	Quantity	O	R	1/15
NOT USED	HI10-07	799	Version Identifier	O	AN	1/30
NOT USED	HI10-08	1271	Industry Code	X	AN	1/30
NOT USED	HI10-09	1073	Yes/No Condition or Response Code	X	ID	1/1

SITUATIONAL	HI11	C022	HEALTH CARE CODE INFORMATION To send health care codes and their associated dates, amounts and quantities							
SYNTAX: P0304 If either C02203 or C02204 is present, then the other is required. E0809 Only one of C02208 or C02209 may be present.										
SITUATIONAL RULE: <i>Required when it is necessary to report an additional condition code and the preceding HI data elements have been used to report other condition codes. If not required by this implementation guide, do not send.</i>										
REQUIRED	HI11-01	1270	Code List Qualifier Code Code identifying a specific industry code list	M	ID	1/3				
SEMANTIC: C022-01 qualifies C022-02, C022-04, C022-05, C022-06 and C022-08.										
<table><tr><th>CODE</th><th>DEFINITION</th></tr><tr><td>BG</td><td>Condition CODE SOURCE 132: National Uniform Billing Committee (NUBC) Codes CODE SOURCE 641: Condition Code List</td></tr></table>							CODE	DEFINITION	BG	Condition CODE SOURCE 132: National Uniform Billing Committee (NUBC) Codes CODE SOURCE 641: Condition Code List
CODE	DEFINITION									
BG	Condition CODE SOURCE 132: National Uniform Billing Committee (NUBC) Codes CODE SOURCE 641: Condition Code List									
REQUIRED	HI11-02	1271	Industry Code Code indicating a code from a specific industry code list	M	AN	1/30				
SEMANTIC: If C022-08 is used, then C022-02 represents the beginning value in a range of codes.										
IMPLEMENTATION NAME: Condition Code										
NOT USED	HI11-03	1250	Date Time Period Format Qualifier	X	ID	2/3				
NOT USED	HI11-04	1251	Date Time Period	X	AN	1/35				
NOT USED	HI11-05	782	Monetary Amount	O	R	1/18				
NOT USED	HI11-06	380	Quantity	O	R	1/15				
NOT USED	HI11-07	799	Version Identifier	O	AN	1/30				
NOT USED	HI11-08	1271	Industry Code	X	AN	1/30				
NOT USED	HI11-09	1073	Yes/No Condition or Response Code	X	ID	1/1				
SITUATIONAL	HI12	C022	HEALTH CARE CODE INFORMATION To send health care codes and their associated dates, amounts and quantities							
SYNTAX: P0304 If either C02203 or C02204 is present, then the other is required. E0809 Only one of C02208 or C02209 may be present.										
SITUATIONAL RULE: <i>Required when it is necessary to report an additional condition code and the preceding HI data elements have been used to report other condition codes. If not required by this implementation guide, do not send.</i>										

REQUIRED	HI12-01	1270	Code List Qualifier Code Code identifying a specific industry code list SEMANTIC: C022-01 qualifies C022-02, C022-04, C022-05, C022-06 and C022-08.	M	ID	1/3
		CODE	DEFINITION			
		BG	Condition CODE SOURCE 132: National Uniform Billing Committee (NUBC) Codes CODE SOURCE 641: Condition Code List			
REQUIRED	HI12-02	1271	Industry Code Code indicating a code from a specific industry code list SEMANTIC: If C022-08 is used, then C022-02 represents the beginning value in a range of codes. IMPLEMENTATION NAME: Condition Code	M	AN	1/30
NOT USED	HI12-03	1250	Date Time Period Format Qualifier	X	ID	2/3
NOT USED	HI12-04	1251	Date Time Period	X	AN	1/35
NOT USED	HI12-05	782	Monetary Amount	O	R	1/18
NOT USED	HI12-06	380	Quantity	O	R	1/15
NOT USED	HI12-07	799	Version Identifier	O	AN	1/30
NOT USED	HI12-08	1271	Industry Code	X	AN	1/30
NOT USED	HI12-09	1073	Yes/No Condition or Response Code	X	ID	1/1

SEGMENT DETAIL

**HCP - CLAIM PRICING/REPRICING
INFORMATION****X12 Segment Name:** Health Care Pricing**X12 Purpose:** To specify pricing or repricing information about a health care claim or line item**X12 Syntax:** 1. **R0113**

At least one of HCP01 or HCP13 is required.

2. **P0910**

If either HCP09 or HCP10 is present, then the other is required.

3. **P1112**

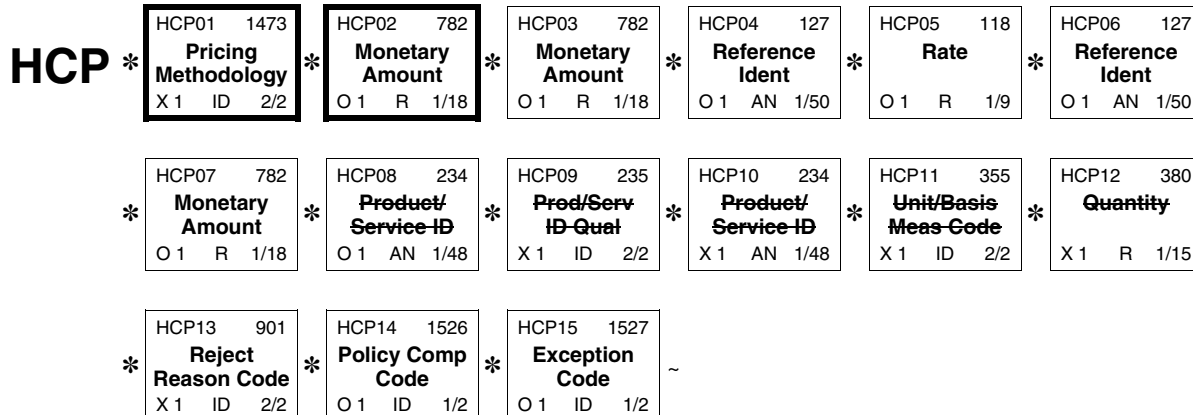
If either HCP11 or HCP12 is present, then the other is required.

Loop: 2300 — CLAIM INFORMATION**Segment Repeat:** 1**Usage:** SITUATIONAL**Situational Rule:** Required when this information is deemed necessary by the repricer. The segment is not completed by providers. The information is completed by repricers only. If not required by this implementation guide, do not send.**TR3 Notes:** 1. This information is specific to the destination payer reported in Loop ID-2010BB.

2. For capitated encounters, pricing or repricing information usually is not applicable and is provided to qualify other information within the claim.

TR3 Example: HCP*03*100*10*RPO12345~

DIAGRAM



ELEMENT DETAIL

USAGE	REF. DES.	DATA ELEMENT	NAME	ATTRIBUTES																																
REQUIRED	HCP01	1473	Pricing Methodology Code specifying pricing methodology at which the claim or line item has been priced or repriced SYNTAX: R0113 Specific code use is determined by Trading Partner Agreement due to the variances in contracting policies in the industry.	X 1	ID	2/2																														
			<table><thead><tr><th>CODE</th><th>DEFINITION</th></tr></thead><tbody><tr><td>00</td><td>Zero Pricing (Not Covered Under Contract)</td></tr><tr><td>01</td><td>Priced as Billed at 100%</td></tr><tr><td>02</td><td>Priced at the Standard Fee Schedule</td></tr><tr><td>03</td><td>Priced at a Contractual Percentage</td></tr><tr><td>04</td><td>Bundled Pricing</td></tr><tr><td>05</td><td>Peer Review Pricing</td></tr><tr><td>07</td><td>Flat Rate Pricing</td></tr><tr><td>08</td><td>Combination Pricing</td></tr><tr><td>09</td><td>Maternity Pricing</td></tr><tr><td>10</td><td>Other Pricing</td></tr><tr><td>11</td><td>Lower of Cost</td></tr><tr><td>12</td><td>Ratio of Cost</td></tr><tr><td>13</td><td>Cost Reimbursed</td></tr><tr><td>14</td><td>Adjustment Pricing</td></tr></tbody></table>	CODE	DEFINITION	00	Zero Pricing (Not Covered Under Contract)	01	Priced as Billed at 100%	02	Priced at the Standard Fee Schedule	03	Priced at a Contractual Percentage	04	Bundled Pricing	05	Peer Review Pricing	07	Flat Rate Pricing	08	Combination Pricing	09	Maternity Pricing	10	Other Pricing	11	Lower of Cost	12	Ratio of Cost	13	Cost Reimbursed	14	Adjustment Pricing			
CODE	DEFINITION																																			
00	Zero Pricing (Not Covered Under Contract)																																			
01	Priced as Billed at 100%																																			
02	Priced at the Standard Fee Schedule																																			
03	Priced at a Contractual Percentage																																			
04	Bundled Pricing																																			
05	Peer Review Pricing																																			
07	Flat Rate Pricing																																			
08	Combination Pricing																																			
09	Maternity Pricing																																			
10	Other Pricing																																			
11	Lower of Cost																																			
12	Ratio of Cost																																			
13	Cost Reimbursed																																			
14	Adjustment Pricing																																			
REQUIRED	HCP02	782	Monetary Amount Monetary amount SEMANTIC: HCP02 is the allowed amount. IMPLEMENTATION NAME: Repriced Allowed Amount	O 1	R	1/18																														
SITUATIONAL	HCP03	782	Monetary Amount Monetary amount SEMANTIC: HCP03 is the savings amount. SITUATIONAL RULE: <i>Required when this information is deemed necessary by the repricer. The segment is not completed by providers. The information is completed by repricers only. If not required by this implementation guide, do not send.</i> IMPLEMENTATION NAME: Repriced Saving Amount This information is specific to the destination payer reported in Loop ID-2010BB.	O 1	R	1/18																														

SITUATIONAL	HCP04	127	Reference Identification	O 1 AN 1/50
			Reference information as defined for a particular Transaction Set or as specified by the Reference Identification Qualifier	
			SEMANTIC: HCP04 is the repricing organization identification number.	
			SITUATIONAL RULE: <i>Required when this information is deemed necessary by the repricer. The segment is not completed by providers. The information is completed by repricers only. If not required by this implementation guide, do not send.</i>	
			IMPLEMENTATION NAME: Repricing Organization Identifier	
			This information is specific to the destination payer reported in Loop ID-2010BB.	
SITUATIONAL	HCP05	118	Rate	O 1 R 1/9
			Rate expressed in the standard monetary denomination for the currency specified	
			SEMANTIC: HCP05 is the pricing rate associated with per diem or flat rate repricing.	
			SITUATIONAL RULE: <i>Required when this information is deemed necessary by the repricer. The segment is not completed by providers. The information is completed by repricers only. If not required by this implementation guide, do not send.</i>	
			IMPLEMENTATION NAME: Repricing Per Diem or Flat Rate Amount	
			This information is specific to the destination payer reported in Loop ID-2010BB.	
SITUATIONAL	HCP06	127	Reference Identification	O 1 AN 1/50
			Reference information as defined for a particular Transaction Set or as specified by the Reference Identification Qualifier	
			SEMANTIC: HCP06 is the approved DRG code.	
			COMMENT: HCP06, HCP07, HCP08, HCP10, and HCP12 are fields that will contain different values from the original submitted values.	
			SITUATIONAL RULE: <i>Required when this information is deemed necessary by the repricer. The segment is not completed by providers. The information is completed by repricers only. If not required by this implementation guide, do not send.</i>	
			IMPLEMENTATION NAME: Repriced Approved Ambulatory Patient Group (APG) Code	
			This information is specific to the destination payer reported in Loop ID-2010BB.	

SITUATIONAL	HCP07	782	Monetary Amount	O 1 R 1/18
			Monetary amount	

SEMANTIC: HCP07 is the approved DRG amount.

SITUATIONAL RULE: *Required when this information is deemed necessary by the repricer. The segment is not completed by providers. The information is completed by repricers only. If not required by this implementation guide, do not send.*

IMPLEMENTATION NAME: Repriced Approved Ambulatory Patient Group (APG) Amount

This information is specific to the destination payer reported in Loop ID-2010BB.

NOT USED	HCP08	234	Product/Service ID	O 1 AN 1/48
NOT USED	HCP09	235	Product/Service ID Qualifier	X 1 ID 2/2
NOT USED	HCP10	234	Product/Service ID	X 1 AN 1/48
NOT USED	HCP11	355	Unit or Basis for Measurement Code	X 1 ID 2/2
NOT USED	HCP12	380	Quantity	X 1 R 1/15
SITUATIONAL	HCP13	901	Reject Reason Code	X 1 ID 2/2

Code assigned by issuer to identify reason for rejection

SYNTAX: R0113

SEMANTIC: HCP13 is the rejection message returned from the third party organization.

SITUATIONAL RULE: *Required when this information is deemed necessary by the repricer. The segment is not completed by providers. The information is completed by repricers only. If not required by this implementation guide, do not send.*

This information is specific to the destination payer reported in Loop ID-2010BB.

CODE	DEFINITION
T1	Cannot Identify Provider as TPO (Third Party Organization) Participant
T2	Cannot Identify Payer as TPO (Third Party Organization) Participant
T3	Cannot Identify Insured as TPO (Third Party Organization) Participant
T4	Payer Name or Identifier Missing
T5	Certification Information Missing
T6	Claim does not contain enough information for re-pricing

SITUATIONAL	HCP14	1526	Policy Compliance Code	O 1	ID	1/2														
			Code specifying policy compliance																	
			SITUATIONAL RULE: <i>Required when this information is deemed necessary by the repricer. The segment is not completed by providers. The information is completed by repricers only. If not required by this implementation guide, do not send.</i>																	
			This information is specific to the destination payer reported in Loop ID-2010BB.																	
			<table><tr><th>CODE</th><th>DEFINITION</th></tr><tr><td>1</td><td>Procedure Followed (Compliance)</td></tr><tr><td>2</td><td>Not Followed - Call Not Made (Non-Compliance Call Not Made)</td></tr><tr><td>3</td><td>Not Medically Necessary (Non-Compliance Non-Medically Necessary)</td></tr><tr><td>4</td><td>Not Followed Other (Non-Compliance Other)</td></tr><tr><td>5</td><td>Emergency Admit to Non-Network Hospital</td></tr></table>							CODE	DEFINITION	1	Procedure Followed (Compliance)	2	Not Followed - Call Not Made (Non-Compliance Call Not Made)	3	Not Medically Necessary (Non-Compliance Non-Medically Necessary)	4	Not Followed Other (Non-Compliance Other)	5
CODE	DEFINITION																			
1	Procedure Followed (Compliance)																			
2	Not Followed - Call Not Made (Non-Compliance Call Not Made)																			
3	Not Medically Necessary (Non-Compliance Non-Medically Necessary)																			
4	Not Followed Other (Non-Compliance Other)																			
5	Emergency Admit to Non-Network Hospital																			
SITUATIONAL	HCP15	1527	Exception Code	O 1	ID	1/2														
			Code specifying the exception reason for consideration of out-of-network health care services																	
			SEMANTIC: HCP15 is the exception reason generated by a third party organization.																	
			SITUATIONAL RULE: <i>Required when this information is deemed necessary by the repricer. The segment is not completed by providers. The information is completed by repricers only. If not required by this implementation guide, do not send.</i>																	
			This information is specific to the destination payer reported in Loop ID-2010BB.																	
<table><tr><th>CODE</th><th>DEFINITION</th></tr><tr><td>1</td><td>Non-Network Professional Provider in Network Hospital</td></tr><tr><td>2</td><td>Emergency Care</td></tr><tr><td>3</td><td>Services or Specialist not in Network</td></tr><tr><td>4</td><td>Out-of-Service Area</td></tr><tr><td>5</td><td>State Mandates</td></tr><tr><td>6</td><td>Other</td></tr></table>							CODE	DEFINITION	1	Non-Network Professional Provider in Network Hospital	2	Emergency Care	3	Services or Specialist not in Network	4	Out-of-Service Area	5	State Mandates	6	Other
CODE	DEFINITION																			
1	Non-Network Professional Provider in Network Hospital																			
2	Emergency Care																			
3	Services or Specialist not in Network																			
4	Out-of-Service Area																			
5	State Mandates																			
6	Other																			

SEGMENT DETAIL

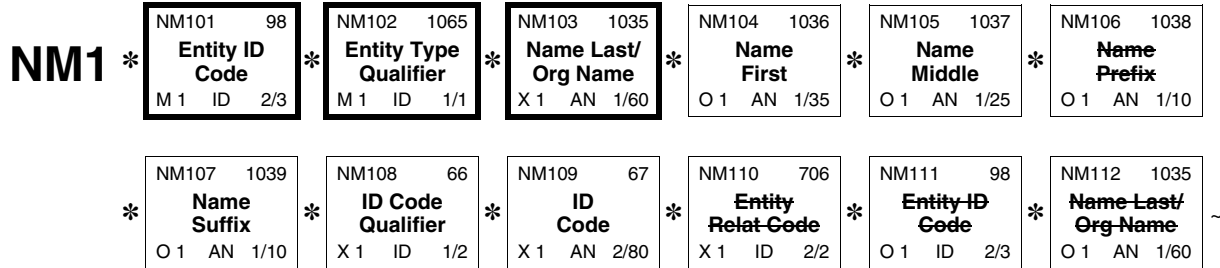
NM1 - REFERRING PROVIDER NAME**X12 Segment Name:** Individual or Organizational Name**X12 Purpose:** To supply the full name of an individual or organizational entity**X12 Set Notes:** 1. Loop 2310 contains information about the rendering, referring, or attending provider.**X12 Syntax:** 1. **P0809**
If either NM108 or NM109 is present, then the other is required.2. **C1110**
If NM111 is present, then NM110 is required.3. **C1203**
If NM112 is present, then NM103 is required.**Loop:** 2310A — REFERRING PROVIDER NAME **Loop Repeat:** 2**Segment Repeat:** 1**Usage:** SITUATIONAL**Situational Rule:** Required when this claim involves a referral. If not required by this implementation guide, do not send.**TR3 Notes:** 1. When reporting the provider who ordered services such as diagnostic and lab, use Loop ID-2310A at the claim level. For ordered services such as Durable Medical Equipment, use Loop ID-2420E at the line level.

2. When there is only one referral on the claim, use code “DN - Referring Provider”. When more than one referral exists and there is a requirement to report the additional referral, use code DN in the first iteration of this loop to indicate the referral received by the rendering provider on this claim. Use code “P3 - Primary Care Provider” in the second iteration of the loop to indicate the initial referral from the primary care provider or whatever provider wrote the initial referral for this patient’s episode of care being billed/reported in this transaction.

3. Information in Loop ID-2310 applies to the entire claim unless overridden on a service line by the presence of Loop ID-2420 with the same value in NM101.

TR3 Example: NM1*DN*1*WELBY*MARCUS*W**JR*XX*1234567891~

DIAGRAM



ELEMENT DETAIL

USAGE	REF. DES.	DATA ELEMENT	NAME	ATTRIBUTES								
REQUIRED	NM101	98	Entity Identifier Code Code identifying an organizational entity, a physical location, property or an individual	M 1	ID	2/3						
			<table><tr><th>CODE</th><th>DEFINITION</th></tr><tr><td>DN</td><td>Referring Provider Use on the first iteration of this loop. Use if loop is used only once.</td></tr><tr><td>P3</td><td>Primary Care Provider Use only if loop is used twice. Use only on second iteration of this loop.</td></tr></table>	CODE	DEFINITION	DN	Referring Provider Use on the first iteration of this loop. Use if loop is used only once.	P3	Primary Care Provider Use only if loop is used twice. Use only on second iteration of this loop.			
CODE	DEFINITION											
DN	Referring Provider Use on the first iteration of this loop. Use if loop is used only once.											
P3	Primary Care Provider Use only if loop is used twice. Use only on second iteration of this loop.											
REQUIRED	NM102	1065	Entity Type Qualifier Code qualifying the type of entity SEMANTIC: NM102 qualifies NM103.	M 1	ID	1/1						
			<table><tr><th>CODE</th><th>DEFINITION</th></tr><tr><td>1</td><td>Person</td></tr></table>	CODE	DEFINITION	1	Person					
CODE	DEFINITION											
1	Person											
REQUIRED	NM103	1035	Name Last or Organization Name Individual last name or organizational name SYNTAX: C1203 IMPLEMENTATION NAME: Referring Provider Last Name	X 1	AN	1/60						
SITUATIONAL	NM104	1036	Name First Individual first name SITUATIONAL RULE: <i>Required when the person has a first name. If not required by this implementation guide, do not send.</i> IMPLEMENTATION NAME: Referring Provider First Name	O 1	AN	1/35						
SITUATIONAL	NM105	1037	Name Middle Individual middle name or initial SITUATIONAL RULE: <i>Required when the middle name or initial of the person is needed to identify the individual. If not required by this implementation guide, do not send.</i> IMPLEMENTATION NAME: Referring Provider Middle Name or Initial	O 1	AN	1/25						
NOT USED	NM106	1038	Name Prefix	O 1	AN	1/10						

SITUATIONAL	NM107	1039	Name Suffix	O 1 AN 1/10
			Suffix to individual name	

SITUATIONAL RULE: *Required when the name suffix is needed to identify the individual. If not required by this implementation guide, do not send.*

IMPLEMENTATION NAME: Referring Provider Name Suffix

SITUATIONAL	NM108	66	Identification Code Qualifier	X 1 ID 1/2
			Code designating the system/method of code structure used for Identification Code (67)	

SYNTAX: P0809

SITUATIONAL RULE: *Required for providers on or after the mandated HIPAA National Provider Identifier (NPI) implementation date when the provider has received an NPI and the NPI is available to the submitter.*
OR
Required for providers prior to the mandated HIPAA NPI implementation date when the provider has received an NPI and the submitter has the capability to send it.
If not required by this implementation guide, do not send.

CODE	DEFINITION
XX	Centers for Medicare and Medicaid Services National Provider Identifier
	CODE SOURCE 537: Centers for Medicare & Medicaid Services National Provider Identifier

SITUATIONAL	NM109	67	Identification Code	X 1 AN 2/80
			Code identifying a party or other code	

SYNTAX: P0809

SITUATIONAL RULE: *Required for providers on or after the mandated HIPAA National Provider Identifier (NPI) implementation date when the provider has received an NPI and the NPI is available to the submitter.*
OR
Required for providers prior to the mandated HIPAA NPI implementation date when the provider has received an NPI and the submitter has the capability to send it.
If not required by this implementation guide, do not send.

IMPLEMENTATION NAME: Referring Provider Identifier

NOT USED	NM110	706	Entity Relationship Code	X 1 ID 2/2
NOT USED	NM111	98	Entity Identifier Code	O 1 ID 2/3
NOT USED	NM112	1035	Name Last or Organization Name	O 1 AN 1/60

SEGMENT DETAIL

REF - REFERRING PROVIDER SECONDARY IDENTIFICATION**X12 Segment Name:** Reference Information**X12 Purpose:** To specify identifying information**X12 Syntax:** 1. R0203

At least one of REF02 or REF03 is required.

Loop: 2310A — REFERRING PROVIDER NAME**Segment Repeat:** 3**Usage:** SITUATIONAL

Situational Rule: Required prior to the mandated HIPAA National Provider Identifier (NPI) implementation date when an identification number other than the NPI is necessary for the receiver to identify the provider.

OR

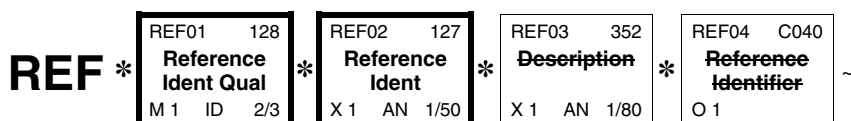
Required on or after the mandated NPI Implementation Date when NM109 in this loop is not used and an identification number other than the NPI is necessary for the receiver to identify the provider.

If not required by this implementation guide, do not send.

TR3 Notes: 1. The REF segment in Loop ID-2310 applies to the entire claim unless overridden on the service line level by the presence of a REF segment with the same value in REF01.

TR3 Example: REF*G2*12345~

DIAGRAM



ELEMENT DETAIL

USAGE	REF. DES.	DATA ELEMENT	NAME	ATTRIBUTES		
REQUIRED	REF01	128	Reference Identification Qualifier Code qualifying the Reference Identification	M 1	ID	2/3
			CODE	DEFINITION		
			0B	State License Number		
			1G	Provider UPIN Number		
				UPINs must be formatted as either X99999 or XXX999.		

			G2	Provider Commercial Number
			This code designates a proprietary provider number for the destination payer identified in the Payer Name loop, Loop ID-2010BB, associated with this claim. This is to be used by all payers including: Medicare, Medicaid, Blue Cross, etc.	
REQUIRED	REF02	127	Reference Identification	X 1 AN 1/50
			Reference information as defined for a particular Transaction Set or as specified by the Reference Identification Qualifier	
			SYNTAX: R0203	
			IMPLEMENTATION NAME: Referring Provider Secondary Identifier	
NOT USED	REF03	352	Description	X 1 AN 1/80
NOT USED	REF04	C040	REFERENCE IDENTIFIER	O 1

SEGMENT DETAIL

NM1 - RENDERING PROVIDER NAME**X12 Segment Name:** Individual or Organizational Name**X12 Purpose:** To supply the full name of an individual or organizational entity**X12 Set Notes:** 1. Loop 2310 contains information about the rendering, referring, or attending provider.

- X12 Syntax:**
- P0809**
If either NM108 or NM109 is present, then the other is required.
 - C1110**
If NM111 is present, then NM110 is required.
 - C1203**
If NM112 is present, then NM103 is required.

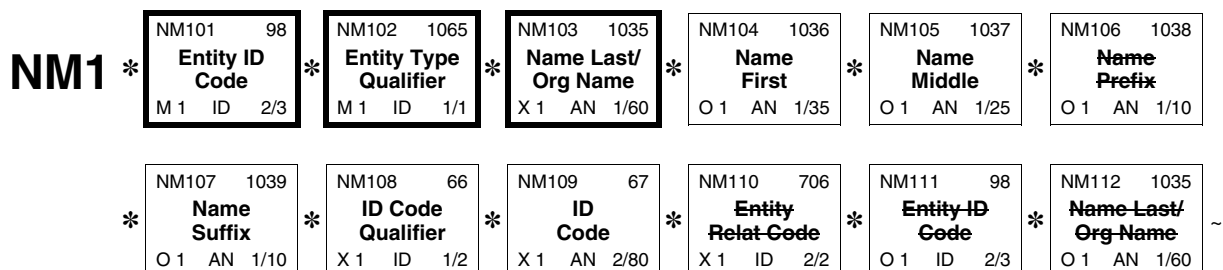
Loop: 2310B — RENDERING PROVIDER NAME **Loop Repeat:** 1**Segment Repeat:** 1**Usage:** SITUATIONAL

Situational Rule: Required when the Rendering Provider information is different than that carried in Loop ID-2010AA - Billing Provider.
If not required by this implementation guide, do not send.

- TR3 Notes:**
- Used for all types of rendering providers including laboratories. The Rendering Provider is the person or company (laboratory or other facility) who rendered the care. In the case where a substitute provider (locum tenens) was used, enter that provider's information here.
 - Information in Loop ID-2310 applies to the entire claim unless overridden on a service line by the presence of Loop ID-2420 with the same value in NM101.

TR3 Example: NM1*82*1*DOE*JANE*C***XX*1234567804~

DIAGRAM



ELEMENT DETAIL

USAGE	REF. DES.	DATA ELEMENT	NAME	ATTRIBUTES
REQUIRED	NM101	98	Entity Identifier Code Code identifying an organizational entity, a physical location, property or an individual	M 1 ID 2/3
			CODE	DEFINITION
			82	Rendering Provider
REQUIRED	NM102	1065	Entity Type Qualifier Code qualifying the type of entity SEMANTIC: NM102 qualifies NM103.	M 1 ID 1/1
			CODE	DEFINITION
			1	Person
			2	Non-Person Entity
REQUIRED	NM103	1035	Name Last or Organization Name Individual last name or organizational name SYNTAX: C1203	X 1 AN 1/60
			IMPLEMENTATION NAME: Rendering Provider Last or Organization Name	
SITUATIONAL	NM104	1036	Name First Individual first name	O 1 AN 1/35
			SITUATIONAL RULE: <i>Required when NM102 = 1 (person) and the person has a first name. If not required by this implementation guide, do not send.</i>	
			IMPLEMENTATION NAME: Rendering Provider First Name	
SITUATIONAL	NM105	1037	Name Middle Individual middle name or initial	O 1 AN 1/25
			SITUATIONAL RULE: <i>Required when NM102 = 1 (person) and the middle name or initial of the person is needed to identify the individual. If not required by this implementation guide, do not send.</i>	
			IMPLEMENTATION NAME: Rendering Provider Middle Name or Initial	
NOT USED	NM106	1038	Name Prefix	O 1 AN 1/10
SITUATIONAL	NM107	1039	Name Suffix Suffix to individual name	O 1 AN 1/10
			SITUATIONAL RULE: <i>Required when NM102 = 1 (person) and the name suffix of the person is needed to identify the individual. If not required by this implementation guide, do not send.</i>	
			IMPLEMENTATION NAME: Rendering Provider Name Suffix	

SITUATIONAL	NM108	66	Identification Code Qualifier Code designating the system/method of code structure used for Identification Code (67) SYNTAX: P0809 SITUATIONAL RULE: <i>Required for providers in the United States or its territories on or after the mandated HIPAA National Provider Identifier (NPI) implementation date when the provider is eligible to receive an NPI.</i> OR <i>Required for providers not in the United States or its territories on or after the mandated HIPAA National Provider Identifier (NPI) implementation date when the provider has received an NPI.</i> OR <i>Required for providers prior to the mandated NPI implementation date when the provider has received an NPI and the submitter has the capability to send it.</i> <i>If not required by this implementation guide, do not send.</i>	X 1	ID	1/2				
			<table><tr><th>CODE</th><th>DEFINITION</th></tr><tr><td>XX</td><td>Centers for Medicare and Medicaid Services National Provider Identifier CODE SOURCE 537: Centers for Medicare & Medicaid Services National Provider Identifier</td></tr></table>	CODE	DEFINITION	XX	Centers for Medicare and Medicaid Services National Provider Identifier CODE SOURCE 537: Centers for Medicare & Medicaid Services National Provider Identifier			
CODE	DEFINITION									
XX	Centers for Medicare and Medicaid Services National Provider Identifier CODE SOURCE 537: Centers for Medicare & Medicaid Services National Provider Identifier									
SITUATIONAL	NM109	67	Identification Code Code identifying a party or other code SYNTAX: P0809 SITUATIONAL RULE: <i>Required for providers in the United States or its territories on or after the mandated HIPAA National Provider Identifier (NPI) implementation date when the provider is eligible to receive an NPI.</i> OR <i>Required for providers not in the United States or its territories on or after the mandated HIPAA National Provider Identifier (NPI) implementation date when the provider has received an NPI.</i> OR <i>Required for providers prior to the mandated NPI implementation date when the provider has received an NPI and the submitter has the capability to send it.</i> <i>If not required by this implementation guide, do not send.</i>	X 1	AN	2/80				
			IMPLEMENTATION NAME: Rendering Provider Identifier							
NOT USED	NM110	706	Entity Relationship Code	X 1	ID	2/2				
NOT USED	NM111	98	Entity Identifier Code	O 1	ID	2/3				
NOT USED	NM112	1035	Name Last or Organization Name	O 1	AN	1/60				

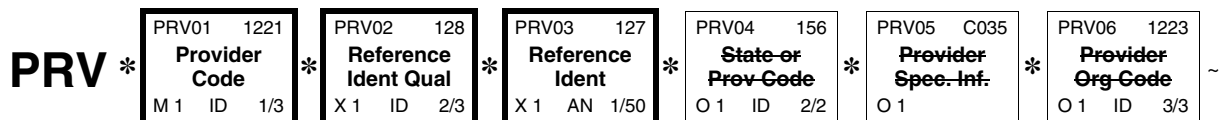
SEGMENT DETAIL

PRV - RENDERING PROVIDER SPECIALTY INFORMATION**X12 Segment Name:** Provider Information**X12 Purpose:** To specify the identifying characteristics of a provider**X12 Syntax:** 1. P0203

If either PRV02 or PRV03 is present, then the other is required.

Loop: 2310B — RENDERING PROVIDER NAME**Segment Repeat:** 1**Usage:** SITUATIONAL**Situational Rule:** Required when adjudication is known to be impacted by the provider taxonomy code. If not required by this implementation guide, do not send.**TR3 Notes:** 1. The PRV segment in Loop ID-2310 applies to the entire claim unless overridden on the service line level by the presence of a PRV segment with the same value in PRV01.**TR3 Example:** PRV*PE*PXC*1223G0001X~

DIAGRAM



ELEMENT DETAIL

USAGE	REF. DES.	DATA ELEMENT	NAME	ATTRIBUTES
REQUIRED	PRV01	1221	Provider Code Code identifying the type of provider	M 1 ID 1/3
			CODE	DEFINITION
			PE	Performing
REQUIRED	PRV02	128	Reference Identification Qualifier Code qualifying the Reference Identification	X 1 ID 2/3
			SYNTAX: P0203	
			CODE	DEFINITION
			PXC	Health Care Provider Taxonomy Code
			CODE SOURCE 682: Health Care Provider Taxonomy	
REQUIRED	PRV03	127	Reference Identification Reference information as defined for a particular Transaction Set or as specified by the Reference Identification Qualifier	X 1 AN 1/50
			SYNTAX: P0203	
			IMPLEMENTATION NAME: Provider Taxonomy Code	
NOT USED	PRV04	156	State or Province Code	O 1 ID 2/2

NOT USED	PRV05	C035	PROVIDER SPECIALTY INFORMATION	O 1		
NOT USED	PRV06	1223	Provider Organization Code	O 1	ID	3/3

SEGMENT DETAIL

REF - RENDERING PROVIDER SECONDARY IDENTIFICATION

X12 Segment Name: Reference Information

X12 Purpose: To specify identifying information

X12 Syntax: 1. R0203

At least one of REF02 or REF03 is required.

Loop: 2310B — RENDERING PROVIDER NAME

Segment Repeat: 4

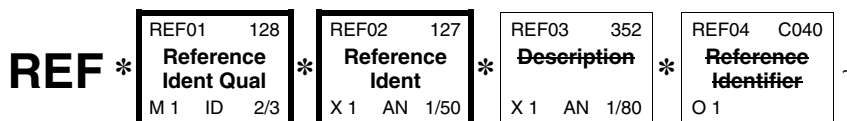
Usage: SITUATIONAL

Situational Rule: Required prior to the mandated HIPAA National Provider Identifier (NPI) implementation date when an identification number other than the NPI is necessary for the receiver to identify the provider.
OR
Required on or after the mandated NPI Implementation Date when NM109 in this loop is not used and an identification number other than the NPI is necessary for the receiver to identify the provider.
If not required by this implementation guide, do not send.

TR3 Notes: 1. The REF segment in Loop ID-2310 applies to the entire claim unless overridden on the service line level by the presence of a REF segment with the same value in REF01.

TR3 Example: REF*G2*12345~

DIAGRAM



ELEMENT DETAIL

USAGE	REF. DES.	DATA ELEMENT	NAME	ATTRIBUTES
REQUIRED	REF01	128	Reference Identification Qualifier Code qualifying the Reference Identification	M 1 ID 2/3
			CODE	DEFINITION
			0B	State License Number
			1G	Provider UPIN Number
				UPINs must be formatted as either X99999 or XXX999.

			G2	Provider Commercial Number		
			This code designates a proprietary provider number for the destination payer identified in the Payer Name loop, Loop ID-2010BB, associated with this claim. This is to be used by all payers including: Medicare, Medicaid, Blue Cross, etc.			
			LU	Location Number		
REQUIRED	REF02	127	Reference Identification	X 1	AN	1/50
			Reference information as defined for a particular Transaction Set or as specified by the Reference Identification Qualifier			
			SYNTAX: R0203			
			IMPLEMENTATION NAME: Rendering Provider Secondary Identifier			
NOT USED	REF03	352	Description	X 1	AN	1/80
NOT USED	REF04	C040	REFERENCE IDENTIFIER	O 1		

SEGMENT DETAIL

NM1 - SERVICE FACILITY LOCATION NAME

X12 Segment Name: Individual or Organizational Name

X12 Purpose: To supply the full name of an individual or organizational entity

X12 Set Notes: 1. Loop 2310 contains information about the rendering, referring, or attending provider.

X12 Syntax:

1. **P0809**
If either NM108 or NM109 is present, then the other is required.
2. **C1110**
If NM111 is present, then NM110 is required.
3. **C1203**
If NM112 is present, then NM103 is required.

Loop: 2310C — SERVICE FACILITY LOCATION NAME **Loop Repeat:** 1

Segment Repeat: 1

Usage: SITUATIONAL

Situational Rule: Required when the location of health care service is different than that carried in Loop ID-2010AA (Billing Provider).
If not required by this implementation guide, do not send.

TR3 Notes:

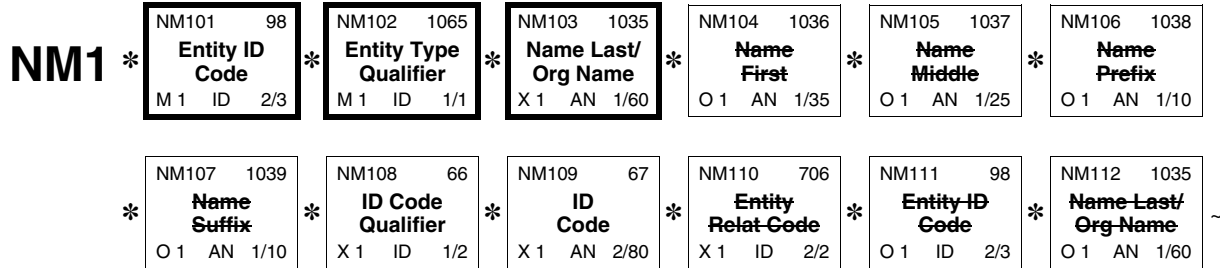
1. When an organization health care provider's NPI is provided to identify the Service Location, the organization health care provider must be external to the entity identified as the Billing Provider (for example, reference lab). It is not permissible to report an organization health care provider NPI as the Service Location if the entity being identified is a component (for example, subpart) of the Billing Provider. In that case, the subpart must be the Billing Provider.

2. The purpose of this loop is to identify specifically where the service was rendered. When reporting ambulance services, do not use this loop. Use Loop ID-2310E - Ambulance Pick-up Location and Loop ID-2310F - Ambulance Drop-off Location.

3. Information in Loop ID-2310 applies to the entire claim unless overridden on a service line by the presence of Loop ID-2420 with the same value in NM101.

TR3 Example: NM1*77*2*ABC CLINIC*****XX*1234567891~

DIAGRAM



ELEMENT DETAIL

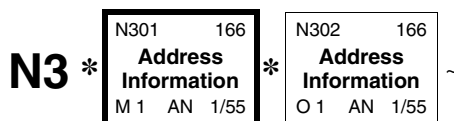
USAGE	REF. DES.	DATA ELEMENT	NAME	ATTRIBUTES
REQUIRED	NM101	98	Entity Identifier Code Code identifying an organizational entity, a physical location, property or an individual	M 1 ID 2/3
			CODE	DEFINITION
			77	Service Location
REQUIRED	NM102	1065	Entity Type Qualifier Code qualifying the type of entity SEMANTIC: NM102 qualifies NM103.	M 1 ID 1/1
			CODE	DEFINITION
			2	Non-Person Entity
REQUIRED	NM103	1035	Name Last or Organization Name Individual last name or organizational name SYNTAX: C1203	X 1 AN 1/60
			IMPLEMENTATION NAME: Laboratory or Facility Name	
NOT USED	NM104	1036	Name First	O 1 AN 1/35
NOT USED	NM105	1037	Name Middle	O 1 AN 1/25
NOT USED	NM106	1038	Name Prefix	O 1 AN 1/10
NOT USED	NM107	1039	Name Suffix	O 1 AN 1/10
SITUATIONAL	NM108	66	Identification Code Qualifier Code designating the system/method of code structure used for Identification Code (67) SYNTAX: P0809	X 1 ID 1/2
			SITUATIONAL RULE: <i>Required when the service location to be identified has an NPI and is not a component or subpart of the Billing Provider entity. If not required by this implementation guide, do not send.</i>	
			CODE	DEFINITION
			XX	Centers for Medicare and Medicaid Services National Provider Identifier CODE SOURCE 537: Centers for Medicare & Medicaid Services National Provider Identifier

SITUATIONAL	NM109	67	Identification Code Code identifying a party or other code SYNTAX: P0809 SITUATIONAL RULE: <i>Required when the service location to be identified has an NPI and is not a component or subpart of the Billing Provider entity.</i> <i>If not required by this implementation guide, do not send.</i> IMPLEMENTATION NAME: Laboratory or Facility Primary Identifier	X 1	AN	2/80
NOT USED	NM110	706	Entity Relationship Code	X 1	ID	2/2
NOT USED	NM111	98	Entity Identifier Code	O 1	ID	2/3
NOT USED	NM112	1035	Name Last or Organization Name	O 1	AN	1/60

SEGMENT DETAIL

N3 - SERVICE FACILITY LOCATION ADDRESS**X12 Segment Name:** Party Location**X12 Purpose:** To specify the location of the named party**Loop:** 2310C — SERVICE FACILITY LOCATION NAME**Segment Repeat:** 1**Usage:** REQUIRED**TR3 Notes:** 1. If service facility location is in an area where there are no street addresses, enter a description of where the service was rendered (for example, “crossroad of State Road 34 and 45” or “Exit near Mile marker 265 on Interstate 80”).**TR3 Example:** N3*123 MAIN STREET~

DIAGRAM



ELEMENT DETAIL

USAGE	REF. DES.	DATA ELEMENT	NAME	ATTRIBUTES
REQUIRED	N301	166	Address Information Address information	M 1 AN 1/55
IMPLEMENTATION NAME: Laboratory or Facility Address Line				
SITUATIONAL	N302	166	Address Information Address information	O 1 AN 1/55
SITUATIONAL RULE: <i>Required when there is a second address line. If not required by this implementation guide, do not send.</i>				
IMPLEMENTATION NAME: Laboratory or Facility Address Line				

SEGMENT DETAIL

N4 - SERVICE FACILITY LOCATION CITY, STATE, ZIP CODE

X12 Segment Name: Geographic Location

X12 Purpose: To specify the geographic place of the named party

- X12 Syntax:**
- E0207**
Only one of N402 or N407 may be present.
 - C0605**
If N406 is present, then N405 is required.
 - C0704**
If N407 is present, then N404 is required.

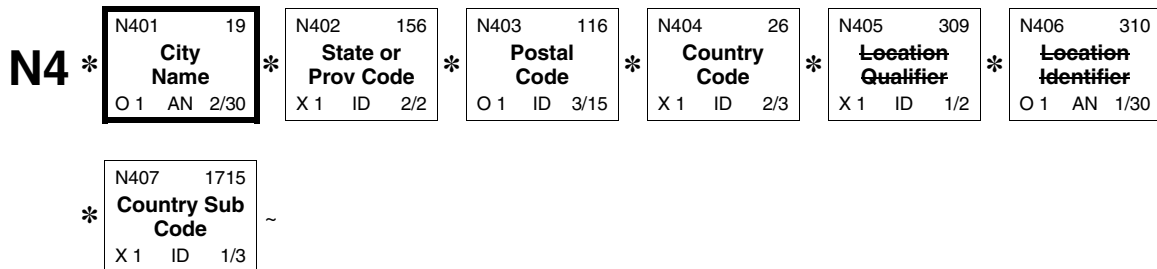
Loop: 2310C — SERVICE FACILITY LOCATION NAME

Segment Repeat: 1

Usage: REQUIRED

TR3 Example: N4*KANSAS CITY*MO*64108~

DIAGRAM



ELEMENT DETAIL

USAGE	REF. DES.	DATA ELEMENT	NAME	ATTRIBUTES
REQUIRED	N401	19	City Name Free-form text for city name	O 1 AN 2/30
COMMENT: A combination of either N401 through N404, or N405 and N406 may be adequate to specify a location.				
IMPLEMENTATION NAME: Laboratory or Facility City Name				

SITUATIONAL	N402	156	State or Province Code Code (Standard State/Province) as defined by appropriate government agency SYNTAX: E0207 COMMENT: N402 is required only if city name (N401) is in the U.S. or Canada. SITUATIONAL RULE: <i>Required when the address is in the United States of America, including its territories, or Canada. If not required by this implementation guide, do not send.</i> IMPLEMENTATION NAME: Laboratory or Facility State or Province Code CODE SOURCE 22: States and Provinces	X 1	ID	2/2
SITUATIONAL	N403	116	Postal Code Code defining international postal zone code excluding punctuation and blanks (zip code for United States) SITUATIONAL RULE: <i>Required when the address is in the United States of America, including its territories, or Canada, or when a postal code exists for the country in N404. If not required by this implementation guide, do not send.</i> IMPLEMENTATION NAME: Laboratory or Facility Postal Zone or ZIP Code CODE SOURCE 51: ZIP Code CODE SOURCE 932: Universal Postal Codes When reporting the ZIP code for U.S. addresses, the full nine digit ZIP code must be provided.	O 1	ID	3/15
SITUATIONAL	N404	26	Country Code Code identifying the country SYNTAX: C0704 SITUATIONAL RULE: <i>Required when the address is outside the United States of America. If not required by this implementation guide, do not send.</i> CODE SOURCE 5: Countries, Currencies and Funds Use the alpha-2 country codes from Part 1 of ISO 3166.	X 1	ID	2/3
NOT USED	N405	309	Location Qualifier	X 1	ID	1/2
NOT USED	N406	310	Location Identifier	O 1	AN	1/30
SITUATIONAL	N407	1715	Country Subdivision Code Code identifying the country subdivision SYNTAX: E0207, C0704 SITUATIONAL RULE: <i>Required when the address is not in the United States of America, including its territories, or Canada, and the country in N404 has administrative subdivisions such as but not limited to states, provinces, cantons, etc. If not required by this implementation guide, do not send.</i> CODE SOURCE 5: Countries, Currencies and Funds Use the country subdivision codes from Part 2 of ISO 3166.	X 1	ID	1/3

SEGMENT DETAIL

REF - SERVICE FACILITY LOCATION SECONDARY IDENTIFICATION

X12 Segment Name: Reference Information

X12 Purpose: To specify identifying information

X12 Syntax: 1. R0203

At least one of REF02 or REF03 is required.

Loop: 2310C — SERVICE FACILITY LOCATION NAME

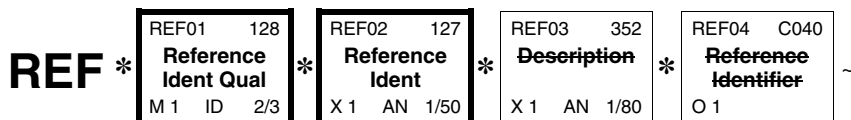
Segment Repeat: 3

Usage: SITUATIONAL

Situational Rule: Required prior to the mandated HIPAA National Provider Identifier (NPI) implementation date when an identification number other than the NPI is necessary for the receiver to identify the provider.
OR
Required on or after the mandated NPI Implementation Date when NM109 in this loop is not used and an identification number other than the NPI is necessary for the receiver to identify the provider.
If not required by this implementation guide, do not send.

TR3 Example: REF*G2*12345~

DIAGRAM



ELEMENT DETAIL

USAGE	REF. DES.	DATA ELEMENT	NAME	ATTRIBUTES
REQUIRED	REF01	128	Reference Identification Qualifier Code qualifying the Reference Identification	M 1 ID 2/3
			CODE	DEFINITION
			0B	State License Number
			G2	Provider Commercial Number
				This code designates a proprietary provider number for the destination payer identified in the Payer Name loop, Loop ID-2010BB, associated with this claim. This is to be used by all payers including: Medicare, Medicaid, Blue Cross, etc.
			LU	Location Number

REQUIRED	REF02	127	Reference Identification Reference information as defined for a particular Transaction Set or as specified by the Reference Identification Qualifier SYNTAX: R0203	X 1 AN 1/50
IMPLEMENTATION NAME: Laboratory or Facility Secondary Identifier				
NOT USED	REF03	352	Description	X 1 AN 1/80
NOT USED	REF04	C040	REFERENCE IDENTIFIER	O 1

SEGMENT DETAIL

**PER - SERVICE FACILITY CONTACT
INFORMATION****X12 Segment Name:** Administrative Communications Contact**X12 Purpose:** To identify a person or office to whom administrative communications should be directed**X12 Syntax:** 1. **P0304**

If either PER03 or PER04 is present, then the other is required.

2. **P0506**

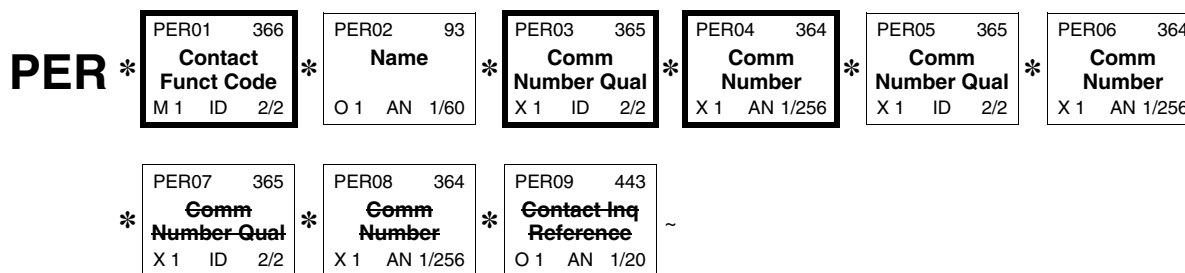
If either PER05 or PER06 is present, then the other is required.

3. **P0708**

If either PER07 or PER08 is present, then the other is required.

Loop: 2310C — SERVICE FACILITY LOCATION NAME**Segment Repeat:** 1**Usage:** SITUATIONAL**Situational Rule:** Required for Property and Casualty claims when this information is different than the information provided in Loop ID-1000A Submitter EDI Contact Information PER Segment, and Loop ID-2010AA Billing Provider Contact Information PER segment and when deemed necessary by the submitter.
If not required by this implementation guide, do not send.**TR3 Notes:** 1. When the communication number represents a telephone number in the United States and other countries using the North American Dialing Plan (for voice, data, fax, etc.), the communication number must always include the area code and phone number using the format AAABBBCCCC where AAA is the area code, BBB is the telephone number prefix, and CCCC is the telephone number. Therefore, the following telephone number (555) 555-1234 would be represented as 5555551234. Do not submit long distance access numbers, such as "1", in the telephone number. Telephone extensions, when applicable, must be submitted in the next element immediately following the telephone number. When submitting telephone extensions, only submit the numeric extension. Do not include data that indicates an extension, such as "ext" or "x-".**TR3 Example:** PER*IC*JOHN SMITH*TE*5555551234*EX*123~

DIAGRAM



ELEMENT DETAIL

USAGE	REF. DES.	DATA ELEMENT	NAME	ATTRIBUTES						
REQUIRED	PER01	366	Contact Function Code Code identifying the major duty or responsibility of the person or group named	M 1	ID	2/2				
			<table><tr><th>CODE</th><th>DEFINITION</th></tr><tr><td>IC</td><td>Information Contact</td></tr></table>	CODE	DEFINITION	IC	Information Contact			
CODE	DEFINITION									
IC	Information Contact									
SITUATIONAL	PER02	93	Name Free-form name	O 1	AN	1/60				
			SITUATIONAL RULE: <i>Required when the name is different than the name in the Loop ID-1000A Submitter EDI Contact Information PER segment and in the Loop ID-2010AA Billing Provider Contact Information PER. If not required by this implementation guide, do not send.</i>							
REQUIRED	PER03	365	Communication Number Qualifier Code identifying the type of communication number	X 1	ID	2/2				
			SYNTAX: P0304							
			<table><tr><th>CODE</th><th>DEFINITION</th></tr><tr><td>TE</td><td>Telephone</td></tr></table>	CODE	DEFINITION	TE	Telephone			
CODE	DEFINITION									
TE	Telephone									
REQUIRED	PER04	364	Communication Number Complete communications number including country or area code when applicable	X 1	AN	1/256				
			SYNTAX: P0304							
SITUATIONAL	PER05	365	Communication Number Qualifier Code identifying the type of communication number	X 1	ID	2/2				
			SYNTAX: P0506							
			SITUATIONAL RULE: <i>Required when this information is deemed necessary by the submitter. If not required by this implementation guide, do not send.</i>							
			<table><tr><th>CODE</th><th>DEFINITION</th></tr><tr><td>EX</td><td>Telephone Extension</td></tr></table>	CODE	DEFINITION	EX	Telephone Extension			
CODE	DEFINITION									
EX	Telephone Extension									

SITUATIONAL	PER06	364	Communication Number Complete communications number including country or area code when applicable SYNTAX: P0506 SITUATIONAL RULE: <i>Required when this information is deemed necessary by the submitter. If not required by this implementation guide, do not send.</i>	X 1	AN	1/256
NOT USED	PER07	365	Communication Number Qualifier	X 1	ID	2/2
NOT USED	PER08	364	Communication Number	X 1	AN	1/256
NOT USED	PER09	443	Contact Inquiry Reference	O 1	AN	1/20

SEGMENT DETAIL

NM1 - SUPERVISING PROVIDER NAME**X12 Segment Name:** Individual or Organizational Name**X12 Purpose:** To supply the full name of an individual or organizational entity**X12 Set Notes:** 1. Loop 2310 contains information about the rendering, referring, or attending provider.

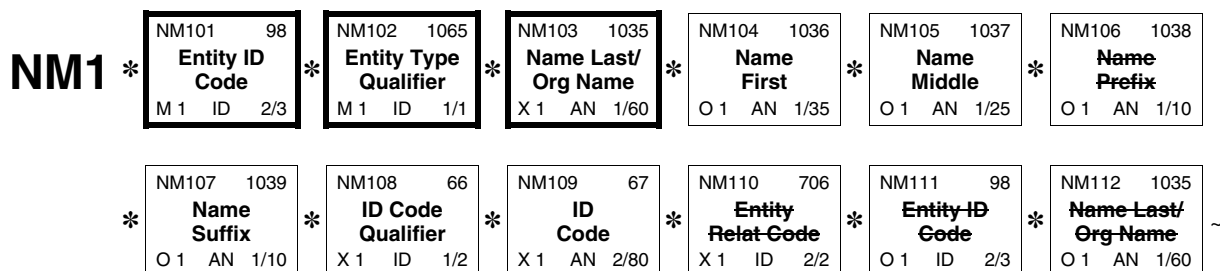
X12 Syntax: 1. **P0809**
If either NM108 or NM109 is present, then the other is required.

2. **C1110**
If NM111 is present, then NM110 is required.

3. **C1203**
If NM112 is present, then NM103 is required.

Loop: 2310D — SUPERVISING PROVIDER NAME **Loop Repeat:** 1**Segment Repeat:** 1**Usage:** SITUATIONAL**Situational Rule:** Required when the rendering provider is supervised by a physician. If not required by this implementation guide, do not send.**TR3 Notes:** 1. Information in Loop ID-2310 applies to the entire claim unless overridden on a service line by the presence of Loop ID-2420 with the same value in NM101.**TR3 Example:** NM1*DQ*1*DOE*JOHN*B***XX*1234567891~

DIAGRAM



ELEMENT DETAIL

USAGE	REF. DES.	DATA ELEMENT	NAME	ATTRIBUTES
REQUIRED	NM101	98	Entity Identifier Code Code identifying an organizational entity, a physical location, property or an individual	M 1 ID 2/3
			CODE	DEFINITION
			DQ	Supervising Physician

REQUIRED	NM102	1065	Entity Type Qualifier Code qualifying the type of entity SEMANTIC: NM102 qualifies NM103.	M 1	ID	1/1
			CODE	DEFINITION		
			1	Person		
REQUIRED	NM103	1035	Name Last or Organization Name Individual last name or organizational name SYNTAX: C1203	X 1	AN	1/60
			IMPLEMENTATION NAME: Supervising Provider Last Name			
SITUATIONAL	NM104	1036	Name First Individual first name SITUATIONAL RULE: <i>Required when the person has a first name. If not required by this implementation guide, do not send.</i>	O 1	AN	1/35
			IMPLEMENTATION NAME: Supervising Provider First Name			
SITUATIONAL	NM105	1037	Name Middle Individual middle name or initial SITUATIONAL RULE: <i>Required when the middle name or initial of the person is needed to identify the individual. If not required by this implementation guide, do not send.</i>	O 1	AN	1/25
			IMPLEMENTATION NAME: Supervising Provider Middle Name or Initial			
NOT USED	NM106	1038	Name Prefix	O 1	AN	1/10
SITUATIONAL	NM107	1039	Name Suffix Suffix to individual name SITUATIONAL RULE: <i>Required when the name suffix is needed to identify the individual. If not required by this implementation guide, do not send.</i>	O 1	AN	1/10
			IMPLEMENTATION NAME: Supervising Provider Name Suffix			

SITUATIONAL	NM108	66	Identification Code Qualifier Code designating the system/method of code structure used for Identification Code (67) SYNTAX: P0809 SITUATIONAL RULE: <i>Required for providers in the United States or its territories on or after the mandated HIPAA National Provider Identifier (NPI) implementation date when the provider is eligible to receive an NPI.</i> OR <i>Required for providers not in the United States or its territories on or after the mandated HIPAA National Provider Identifier (NPI) implementation date when the provider has received an NPI.</i> OR <i>Required for providers prior to the mandated NPI implementation date when the provider has received an NPI and the submitter has the capability to send it.</i> <i>If not required by this implementation guide, do not send.</i>	X 1	ID	1/2				
			<table><tr><th>CODE</th><th>DEFINITION</th></tr><tr><td>XX</td><td>Centers for Medicare and Medicaid Services National Provider Identifier CODE SOURCE 537: Centers for Medicare & Medicaid Services National Provider Identifier</td></tr></table>	CODE	DEFINITION	XX	Centers for Medicare and Medicaid Services National Provider Identifier CODE SOURCE 537: Centers for Medicare & Medicaid Services National Provider Identifier			
CODE	DEFINITION									
XX	Centers for Medicare and Medicaid Services National Provider Identifier CODE SOURCE 537: Centers for Medicare & Medicaid Services National Provider Identifier									
SITUATIONAL	NM109	67	Identification Code Code identifying a party or other code SYNTAX: P0809 SITUATIONAL RULE: <i>Required for providers in the United States or its territories on or after the mandated HIPAA National Provider Identifier (NPI) implementation date when the provider is eligible to receive an NPI.</i> OR <i>Required for providers not in the United States or its territories on or after the mandated HIPAA National Provider Identifier (NPI) implementation date when the provider has received an NPI.</i> OR <i>Required for providers prior to the mandated NPI implementation date when the provider has received an NPI and the submitter has the capability to send it.</i> <i>If not required by this implementation guide, do not send.</i>	X 1	AN	2/80				
			IMPLEMENTATION NAME: Supervising Provider Identifier							
NOT USED	NM110	706	Entity Relationship Code	X 1	ID	2/2				
NOT USED	NM111	98	Entity Identifier Code	O 1	ID	2/3				
NOT USED	NM112	1035	Name Last or Organization Name	O 1	AN	1/60				

SEGMENT DETAIL

REF - SUPERVISING PROVIDER SECONDARY IDENTIFICATION

X12 Segment Name: Reference Information**X12 Purpose:** To specify identifying information**X12 Syntax:** 1. R0203

At least one of REF02 or REF03 is required.

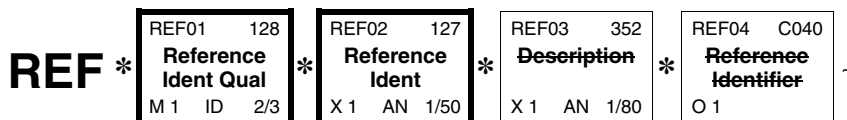
Loop: 2310D — SUPERVISING PROVIDER NAME**Segment Repeat:** 4**Usage:** SITUATIONAL**Situational Rule:** Required prior to the mandated HIPAA National Provider Identifier (NPI) implementation date when an identification number other than the NPI is necessary for the receiver to identify the provider.

OR

Required on or after the mandated NPI implementation date when the entity is not a Health Care provider (a.k.a. an atypical provider), and an identifier is necessary for the claims processor to identify the entity. If not required by this implementation guide, do not send.

TR3 Example: REF*G2*12345~

DIAGRAM



ELEMENT DETAIL

USAGE	REF. DES.	DATA ELEMENT	NAME	ATTRIBUTES		
REQUIRED	REF01	128	Reference Identification Qualifier Code qualifying the Reference Identification	M 1	ID	2/3
			CODE	DEFINITION		
			0B	State License Number		
			1G	Provider UPIN Number		
				UPINs must be formatted as either X99999 or XXX999.		
			G2	Provider Commercial Number		
				This code designates a proprietary provider number for the destination payer identified in the Payer Name loop, Loop ID-2010BB, associated with this claim. This is to be used by all payers including: Medicare, Medicaid, Blue Cross, etc.		
			LU	Location Number		

REQUIRED	REF02	127	Reference Identification Reference information as defined for a particular Transaction Set or as specified by the Reference Identification Qualifier SYNTAX: R0203 IMPLEMENTATION NAME: Supervising Provider Secondary Identifier	X 1 AN 1/50
NOT USED	REF03	352	Description	X 1 AN 1/80
NOT USED	REF04	C040	REFERENCE IDENTIFIER	O 1

SEGMENT DETAIL

NM1 - AMBULANCE PICK-UP LOCATION

X12 Segment Name: Individual or Organizational Name

X12 Purpose: To supply the full name of an individual or organizational entity

X12 Set Notes: 1. Loop 2310 contains information about the rendering, referring, or attending provider.

X12 Syntax: 1. **P0809**
If either NM108 or NM109 is present, then the other is required.

2. **C1110**
If NM111 is present, then NM110 is required.

3. **C1203**
If NM112 is present, then NM103 is required.

Loop: 2310E — AMBULANCE PICK-UP LOCATION **Loop Repeat:** 1

Segment Repeat: 1

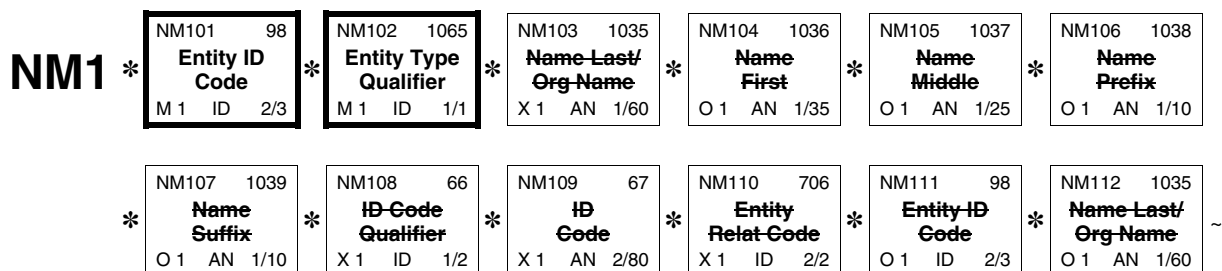
Usage: SITUATIONAL

Situational Rule: Required when billing for ambulance or non-emergency transportation services. If not required by this implementation guide, do not send.

TR3 Notes: 1. Information in Loop ID-2310 applies to the entire claim unless overridden on a service line by the presence of Loop ID-2420 with the same value in NM101.

TR3 Example: NM1*PW*2~

DIAGRAM



ELEMENT DETAIL

USAGE	REF. DES.	DATA ELEMENT	NAME	ATTRIBUTES
REQUIRED	NM101	98	Entity Identifier Code	M 1 ID 2/3
Code identifying an organizational entity, a physical location, property or an individual				
CODE	DEFINITION			
PW	Pickup Address			

REQUIRED	NM102	1065	Entity Type Qualifier Code qualifying the type of entity SEMANTIC: NM102 qualifies NM103.	M 1	ID	1/1				
			<table><tr><th>CODE</th><th>DEFINITION</th></tr><tr><td>2</td><td>Non-Person Entity</td></tr></table>	CODE	DEFINITION	2	Non-Person Entity			
CODE	DEFINITION									
2	Non-Person Entity									
NOT USED	NM103	1035	Name Last or Organization Name	X 1	AN	1/60				
NOT USED	NM104	1036	Name First	O 1	AN	1/35				
NOT USED	NM105	1037	Name Middle	O 1	AN	1/25				
NOT USED	NM106	1038	Name Prefix	O 1	AN	1/10				
NOT USED	NM107	1039	Name Suffix	O 1	AN	1/10				
NOT USED	NM108	66	Identification Code Qualifier	X 1	ID	1/2				
NOT USED	NM109	67	Identification Code	X 1	AN	2/80				
NOT USED	NM110	706	Entity Relationship Code	X 1	ID	2/2				
NOT USED	NM111	98	Entity Identifier Code	O 1	ID	2/3				
NOT USED	NM112	1035	Name Last or Organization Name	O 1	AN	1/60				

SEGMENT DETAIL

N3 - AMBULANCE PICK-UP LOCATION ADDRESS

X12 Segment Name: Party Location

X12 Purpose: To specify the location of the named party

Loop: 2310E — AMBULANCE PICK-UP LOCATION

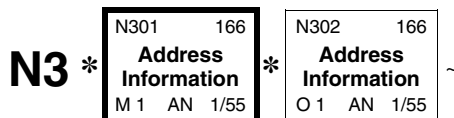
Segment Repeat: 1

Usage: REQUIRED

TR3 Notes: 1. If the ambulance pickup location is in an area where there are no street addresses, enter a description of where the service was rendered (for example, “crossroad of State Road 34 and 45” or “Exit near Mile marker 265 on Interstate 80”).

TR3 Example: N3*123 MAIN STREET~

DIAGRAM



ELEMENT DETAIL

USAGE	REF. DES.	DATA ELEMENT	NAME	ATTRIBUTES
REQUIRED	N301	166	Address Information Address information	M 1 AN 1/55
IMPLEMENTATION NAME: Ambulance Pick-up Address Line				
SITUATIONAL	N302	166	Address Information Address information	O 1 AN 1/55
SITUATIONAL RULE: <i>Required when there is a second address line. If not required by this implementation guide, do not send.</i>				
IMPLEMENTATION NAME: Ambulance Pick-up Address Line				

SEGMENT DETAIL

**N4 - AMBULANCE PICK-UP LOCATION CITY,
STATE, ZIP CODE****X12 Segment Name:** Geographic Location**X12 Purpose:** To specify the geographic place of the named party**X12 Syntax:** 1. **E0207**

Only one of N402 or N407 may be present.

2. **C0605**

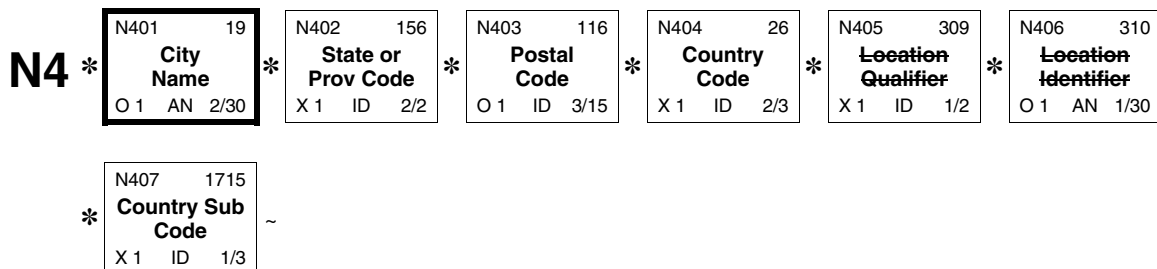
If N406 is present, then N405 is required.

3. **C0704**

If N407 is present, then N404 is required.

Loop: 2310E — AMBULANCE PICK-UP LOCATION**Segment Repeat:** 1**Usage:** REQUIRED**TR3 Example:** N4*KANSAS CITY*MO*64108~

DIAGRAM



ELEMENT DETAIL

USAGE	REF. DES.	DATA ELEMENT	NAME	ATTRIBUTES
REQUIRED	N401	19	City Name Free-form text for city name	O 1 AN 2/30
COMMENT: A combination of either N401 through N404, or N405 and N406 may be adequate to specify a location.				
IMPLEMENTATION NAME: Ambulance Pick-up City Name				

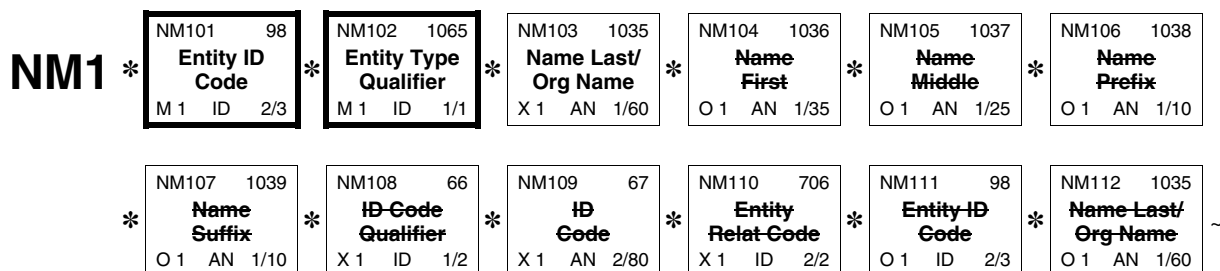
SITUATIONAL	N402	156	State or Province Code X 1 ID 2/2 Code (Standard State/Province) as defined by appropriate government agency SYNTAX: E0207 COMMENT: N402 is required only if city name (N401) is in the U.S. or Canada. SITUATIONAL RULE: <i>Required when the address is in the United States of America, including its territories, or Canada. If not required by this implementation guide, do not send.</i> IMPLEMENTATION NAME: Ambulance Pick-up State or Province Code CODE SOURCE 22: States and Provinces
SITUATIONAL	N403	116	Postal Code O 1 ID 3/15 Code defining international postal zone code excluding punctuation and blanks (zip code for United States) SITUATIONAL RULE: <i>Required when the address is in the United States of America, including its territories, or Canada, or when a postal code exists for the country in N404. If not required by this implementation guide, do not send.</i> IMPLEMENTATION NAME: Ambulance Pick-up Postal Zone or ZIP Code CODE SOURCE 51: ZIP Code CODE SOURCE 932: Universal Postal Codes
SITUATIONAL	N404	26	Country Code X 1 ID 2/3 Code identifying the country SYNTAX: C0704 SITUATIONAL RULE: <i>Required when the address is outside the United States of America. If not required by this implementation guide, do not send.</i> CODE SOURCE 5: Countries, Currencies and Funds Use the alpha-2 country codes from Part 1 of ISO 3166.
NOT USED	N405	309	Location Qualifier X 1 ID 1/2
NOT USED	N406	310	Location Identifier O 1 AN 1/30
SITUATIONAL	N407	1715	Country Subdivision Code X 1 ID 1/3 Code identifying the country subdivision SYNTAX: E0207, C0704 SITUATIONAL RULE: <i>Required when the address is not in the United States of America, including its territories, or Canada, and the country in N404 has administrative subdivisions such as but not limited to states, provinces, cantons, etc. If not required by this implementation guide, do not send.</i> CODE SOURCE 5: Countries, Currencies and Funds Use the country subdivision codes from Part 2 of ISO 3166.

SEGMENT DETAIL

NM1 - AMBULANCE DROP-OFF LOCATION

X12 Segment Name: Individual or Organizational Name**X12 Purpose:** To supply the full name of an individual or organizational entity**X12 Set Notes:** 1. Loop 2310 contains information about the rendering, referring, or attending provider.**X12 Syntax:** 1. **P0809**
If either NM108 or NM109 is present, then the other is required.2. **C1110**
If NM111 is present, then NM110 is required.3. **C1203**
If NM112 is present, then NM103 is required.**Loop:** 2310F — AMBULANCE DROP-OFF LOCATION **Loop Repeat:** 1**Segment Repeat:** 1**Usage:** SITUATIONAL**Situational Rule:** Required when billing for ambulance or non-emergency transportation services. If not required by this implementation guide, do not send.**TR3 Notes:** 1. Information in Loop ID-2310 applies to the entire claim unless overridden on a service line by the presence of Loop ID-2420 with the same value in NM101.**TR3 Example:** NM1*45*2~

DIAGRAM



ELEMENT DETAIL

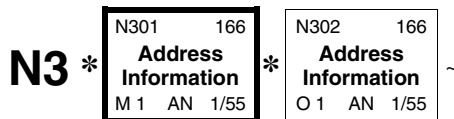
USAGE	REF. DES.	DATA ELEMENT	NAME	ATTRIBUTES
REQUIRED	NM101	98	Entity Identifier Code Code identifying an organizational entity, a physical location, property or an individual	M 1 ID 2/3
			CODE	DEFINITION
			45	Drop-off Location

REQUIRED	NM102	1065	Entity Type Qualifier Code qualifying the type of entity SEMANTIC: NM102 qualifies NM103.	M 1	ID	1/1
			CODE	DEFINITION		
			2	Non-Person Entity		
SITUATIONAL	NM103	1035	Name Last or Organization Name Individual last name or organizational name SYNTAX: C1203 SITUATIONAL RULE: <i>Required when drop-off location name is known. If not required by this implementation guide, do not send.</i>	X 1	AN	1/60
			IMPLEMENTATION NAME: Ambulance Drop-off Location			
NOT USED	NM104	1036	Name First	O 1	AN	1/35
NOT USED	NM105	1037	Name Middle	O 1	AN	1/25
NOT USED	NM106	1038	Name Prefix	O 1	AN	1/10
NOT USED	NM107	1039	Name Suffix	O 1	AN	1/10
NOT USED	NM108	66	Identification Code Qualifier	X 1	ID	1/2
NOT USED	NM109	67	Identification Code	X 1	AN	2/80
NOT USED	NM110	706	Entity Relationship Code	X 1	ID	2/2
NOT USED	NM111	98	Entity Identifier Code	O 1	ID	2/3
NOT USED	NM112	1035	Name Last or Organization Name	O 1	AN	1/60

SEGMENT DETAIL

N3 - AMBULANCE DROP-OFF LOCATION ADDRESS**X12 Segment Name:** Party Location**X12 Purpose:** To specify the location of the named party**Loop:** 2310F — AMBULANCE DROP-OFF LOCATION**Segment Repeat:** 1**Usage:** REQUIRED**TR3 Example:** N3*123 MAIN STREET~

DIAGRAM



ELEMENT DETAIL

USAGE	REF. DES.	DATA ELEMENT	NAME	ATTRIBUTES
REQUIRED	N301	166	Address Information Address information	M 1 AN 1/55
IMPLEMENTATION NAME: Ambulance Drop-off Address Line				
SITUATIONAL	N302	166	Address Information Address information	O 1 AN 1/55
SITUATIONAL RULE: <i>Required when there is a second address line. If not required by this implementation guide, do not send.</i>				
IMPLEMENTATION NAME: Ambulance Drop-off Address Line				

SEGMENT DETAIL

N4 - AMBULANCE DROP-OFF LOCATION CITY, STATE, ZIP CODE

X12 Segment Name: Geographic Location

X12 Purpose: To specify the geographic place of the named party

- X12 Syntax:**
- E0207**
Only one of N402 or N407 may be present.
 - C0605**
If N406 is present, then N405 is required.
 - C0704**
If N407 is present, then N404 is required.

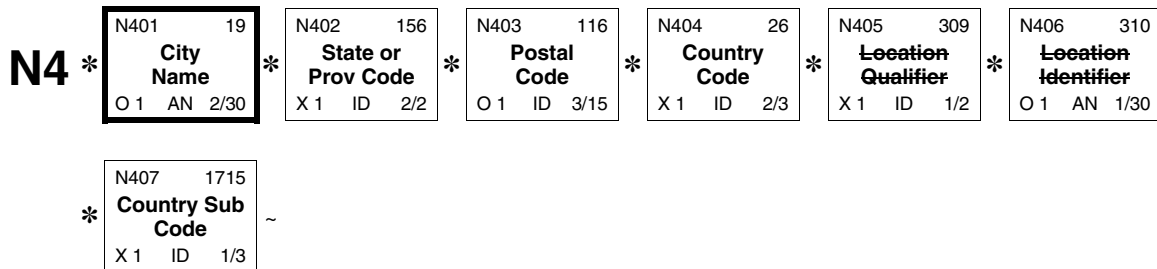
Loop: 2310F — AMBULANCE DROP-OFF LOCATION

Segment Repeat: 1

Usage: REQUIRED

TR3 Example: N4*KANSAS CITY*MO*64108~

DIAGRAM



ELEMENT DETAIL

USAGE	REF. DES.	DATA ELEMENT	NAME	ATTRIBUTES
REQUIRED	N401	19	City Name Free-form text for city name	O 1 AN 2/30
COMMENT: A combination of either N401 through N404, or N405 and N406 may be adequate to specify a location.				
IMPLEMENTATION NAME: Ambulance Drop-off City Name				

SITUATIONAL	N402	156	State or Province Code Code (Standard State/Province) as defined by appropriate government agency SYNTAX: E0207 COMMENT: N402 is required only if city name (N401) is in the U.S. or Canada. SITUATIONAL RULE: <i>Required when the address is in the United States of America, including its territories, or Canada. If not required by this implementation guide, do not send.</i> IMPLEMENTATION NAME: Ambulance Drop-off State or Province Code CODE SOURCE 22: States and Provinces	X 1	ID	2/2
SITUATIONAL	N403	116	Postal Code Code defining international postal zone code excluding punctuation and blanks (zip code for United States) SITUATIONAL RULE: <i>Required when the address is in the United States of America, including its territories, or Canada, or when a postal code exists for the country in N404. If not required by this implementation guide, do not send.</i> IMPLEMENTATION NAME: Ambulance Drop-off Postal Zone or ZIP Code CODE SOURCE 51: ZIP Code CODE SOURCE 932: Universal Postal Codes	O 1	ID	3/15
SITUATIONAL	N404	26	Country Code Code identifying the country SYNTAX: C0704 SITUATIONAL RULE: <i>Required when the address is outside the United States of America. If not required by this implementation guide, do not send.</i> CODE SOURCE 5: Countries, Currencies and Funds Use the alpha-2 country codes from Part 1 of ISO 3166.	X 1	ID	2/3
NOT USED	N405	309	Location Qualifier	X 1	ID	1/2
NOT USED	N406	310	Location Identifier	O 1	AN	1/30
SITUATIONAL	N407	1715	Country Subdivision Code Code identifying the country subdivision SYNTAX: E0207, C0704 SITUATIONAL RULE: <i>Required when the address is not in the United States of America, including its territories, or Canada, and the country in N404 has administrative subdivisions such as but not limited to states, provinces, cantons, etc. If not required by this implementation guide, do not send.</i> CODE SOURCE 5: Countries, Currencies and Funds Use the country subdivision codes from Part 2 of ISO 3166.	X 1	ID	1/3

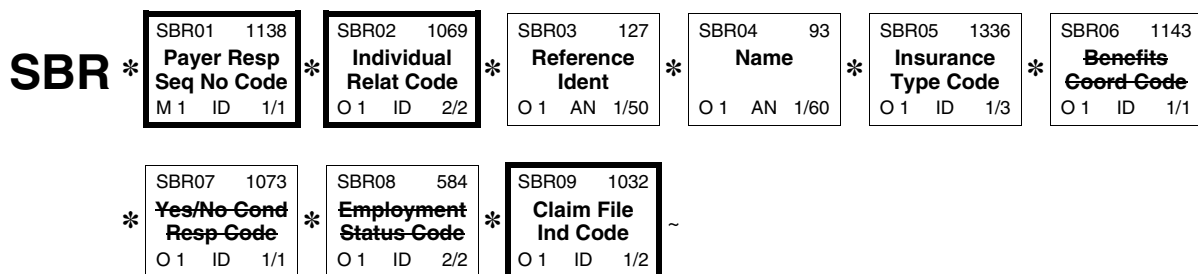
SEGMENT DETAIL

SBR - OTHER SUBSCRIBER INFORMATION**X12 Segment Name:** Subscriber Information**X12 Purpose:** To record information specific to the primary insured and the insurance carrier for that insured**X12 Set Notes:** 1. Loop 2320 contains insurance information about: paying and other Insurance Carriers for that Subscriber, Subscriber of the Other Insurance Carriers, School or Employer Information for that Subscriber.**Loop:** 2320 — OTHER SUBSCRIBER INFORMATION **Loop Repeat:** 10**Segment Repeat:** 1**Usage:** SITUATIONAL**Situational Rule:** Required when other payers are known to potentially be involved in paying on this claim. If not required by this implementation guide, do not send.**TR3 Notes:** 1. All information contained in Loop ID-2320 applies only to the payer identified in Loop ID-2330B of this iteration of Loop ID-2320. It is specific only to that payer. If information for an additional payer is necessary, repeat Loop ID-2320 with its respective 2330 Loops.

2. See Crosswalking COB Data Elements section for more information on handling COB in the 837.

TR3 Example: SBR*S*01*GR00786*****13~

DIAGRAM



ELEMENT DETAIL

USAGE	REF. DES.	DATA ELEMENT	NAME	ATTRIBUTES																										
REQUIRED	SBR01	1138	Payer Responsibility Sequence Number Code Code identifying the insurance carrier's level of responsibility for a payment of a claim	M 1 ID 1/1																										
Within a given claim, the various values for the Payer Responsibility Sequence Number Code (other than value "U") may occur no more than once.																														
			<table><tr><th>CODE</th><th>DEFINITION</th></tr><tr><td>A</td><td>Payer Responsibility Four</td></tr><tr><td>B</td><td>Payer Responsibility Five</td></tr><tr><td>C</td><td>Payer Responsibility Six</td></tr><tr><td>D</td><td>Payer Responsibility Seven</td></tr><tr><td>E</td><td>Payer Responsibility Eight</td></tr><tr><td>F</td><td>Payer Responsibility Nine</td></tr><tr><td>G</td><td>Payer Responsibility Ten</td></tr><tr><td>H</td><td>Payer Responsibility Eleven</td></tr><tr><td>P</td><td>Primary</td></tr><tr><td>S</td><td>Secondary</td></tr><tr><td>T</td><td>Tertiary</td></tr><tr><td>U</td><td>Unknown</td></tr></table>	CODE	DEFINITION	A	Payer Responsibility Four	B	Payer Responsibility Five	C	Payer Responsibility Six	D	Payer Responsibility Seven	E	Payer Responsibility Eight	F	Payer Responsibility Nine	G	Payer Responsibility Ten	H	Payer Responsibility Eleven	P	Primary	S	Secondary	T	Tertiary	U	Unknown	
CODE	DEFINITION																													
A	Payer Responsibility Four																													
B	Payer Responsibility Five																													
C	Payer Responsibility Six																													
D	Payer Responsibility Seven																													
E	Payer Responsibility Eight																													
F	Payer Responsibility Nine																													
G	Payer Responsibility Ten																													
H	Payer Responsibility Eleven																													
P	Primary																													
S	Secondary																													
T	Tertiary																													
U	Unknown																													
			This code may only be used in payer to payer COB claims when the original payer determined the presence of this coverage from eligibility files received from this payer or when the original claim did not provide the responsibility sequence for this payer.																											
REQUIRED	SBR02	1069	Individual Relationship Code Code indicating the relationship between two individuals or entities	O 1 ID 2/2																										
SEMANTIC: SBR02 specifies the relationship to the person insured.																														
			<table><tr><th>CODE</th><th>DEFINITION</th></tr><tr><td>01</td><td>Spouse</td></tr><tr><td>18</td><td>Self</td></tr><tr><td>19</td><td>Child</td></tr><tr><td>20</td><td>Employee</td></tr><tr><td>21</td><td>Unknown</td></tr><tr><td>39</td><td>Organ Donor</td></tr><tr><td>40</td><td>Cadaver Donor</td></tr><tr><td>53</td><td>Life Partner</td></tr><tr><td>G8</td><td>Other Relationship</td></tr></table>	CODE	DEFINITION	01	Spouse	18	Self	19	Child	20	Employee	21	Unknown	39	Organ Donor	40	Cadaver Donor	53	Life Partner	G8	Other Relationship							
CODE	DEFINITION																													
01	Spouse																													
18	Self																													
19	Child																													
20	Employee																													
21	Unknown																													
39	Organ Donor																													
40	Cadaver Donor																													
53	Life Partner																													
G8	Other Relationship																													

SITUATIONAL	SBR03	127	<div>Reference Identification</div> <div>Reference information as defined for a particular Transaction Set or as specified by the Reference Identification Qualifier</div> <div>SEMANTIC: SBR03 is policy or group number.</div> <div>SITUATIONAL RULE: <i>Required when the subscriber's identification card for the non-destination payer identified in Loop ID-2330B of this iteration of Loop ID-2320 shows a group number. If not required by this implemetation guide, do not send.</i></div> <div>IMPLEMENTATION NAME: Insured Group or Policy Number</div> <div>This is not the number uniquely identifying the subscriber. The unique subscriber number is submitted in Loop 2330A-NM109 for this iteration of Loop ID-2320.</div>	O 1	AN	1/50																				
SITUATIONAL	SBR04	93	<div>Name</div> <div>Free-form name</div> <div>SEMANTIC: SBR04 is plan name.</div> <div>SITUATIONAL RULE: <i>Required when SBR03 is not used and the group name is available. If not required by this implementation guide, do not send.</i></div> <div>IMPLEMENTATION NAME: Other Insured Group Name</div>	O 1	AN	1/60																				
SITUATIONAL	SBR05	1336	<div>Insurance Type Code</div> <div>Code identifying the type of insurance policy within a specific insurance program</div> <div>SITUATIONAL RULE: <i>Required when the payer identified in Loop ID-2330B for this iteration of Loop ID-2320 is Medicare and Medicare is not the primary payer (Loop ID-2320 SBR01 is not P). If not required by this implementation guide, do not send.</i></div> <table><thead><tr><th>CODE</th><th>DEFINITION</th></tr></thead><tbody><tr><td>12</td><td>Medicare Secondary Working Aged Beneficiary or Spouse with Employer Group Health Plan</td></tr><tr><td>13</td><td>Medicare Secondary End-Stage Renal Disease Beneficiary in the Mandated Coordination Period with an Employer's Group Health Plan</td></tr><tr><td>14</td><td>Medicare Secondary, No-fault Insurance including Auto is Primary</td></tr><tr><td>15</td><td>Medicare Secondary Worker's Compensation</td></tr><tr><td>16</td><td>Medicare Secondary Public Health Service (PHS)or Other Federal Agency</td></tr><tr><td>41</td><td>Medicare Secondary Black Lung</td></tr><tr><td>42</td><td>Medicare Secondary Veteran's Administration</td></tr><tr><td>43</td><td>Medicare Secondary Disabled Beneficiary Under Age 65 with Large Group Health Plan (LGHP)</td></tr><tr><td>47</td><td>Medicare Secondary, Other Liability Insurance is Primary</td></tr></tbody></table>	CODE	DEFINITION	12	Medicare Secondary Working Aged Beneficiary or Spouse with Employer Group Health Plan	13	Medicare Secondary End-Stage Renal Disease Beneficiary in the Mandated Coordination Period with an Employer's Group Health Plan	14	Medicare Secondary, No-fault Insurance including Auto is Primary	15	Medicare Secondary Worker's Compensation	16	Medicare Secondary Public Health Service (PHS)or Other Federal Agency	41	Medicare Secondary Black Lung	42	Medicare Secondary Veteran's Administration	43	Medicare Secondary Disabled Beneficiary Under Age 65 with Large Group Health Plan (LGHP)	47	Medicare Secondary, Other Liability Insurance is Primary	O 1	ID	1/3
CODE	DEFINITION																									
12	Medicare Secondary Working Aged Beneficiary or Spouse with Employer Group Health Plan																									
13	Medicare Secondary End-Stage Renal Disease Beneficiary in the Mandated Coordination Period with an Employer's Group Health Plan																									
14	Medicare Secondary, No-fault Insurance including Auto is Primary																									
15	Medicare Secondary Worker's Compensation																									
16	Medicare Secondary Public Health Service (PHS)or Other Federal Agency																									
41	Medicare Secondary Black Lung																									
42	Medicare Secondary Veteran's Administration																									
43	Medicare Secondary Disabled Beneficiary Under Age 65 with Large Group Health Plan (LGHP)																									
47	Medicare Secondary, Other Liability Insurance is Primary																									
NOT USED	SBR06	1143	Coordination of Benefits Code	O 1	ID	1/1																				
NOT USED	SBR07	1073	Yes/No Condition or Response Code	O 1	ID	1/1																				
NOT USED	SBR08	584	Employment Status Code	O 1	ID	2/2																				

REQUIRED	SBR09	1032	Claim Filing Indicator Code	O 1	ID	1/2
			Code identifying type of claim			
			CODE			DEFINITION
			11			Other Non-Federal Programs
			12			Preferred Provider Organization (PPO)
			13			Point of Service (POS)
			14			Exclusive Provider Organization (EPO)
			15			Indemnity Insurance
			16			Health Maintenance Organization (HMO) Medicare Risk
			17			Dental Maintenance Organization
			AM			Automobile Medical
			BL			Blue Cross/Blue Shield
			CH			Champus
			CI			Commercial Insurance Co.
			DS			Disability
			FI			Federal Employees Program
			HM			Health Maintenance Organization
			LM			Liability Medical
			MA			Medicare Part A
			MB			Medicare Part B
			MC			Medicaid
			OF			Other Federal Program
						Use code OF when submitting Medicare Part D claims.
			TV			Title V
			VA			Veterans Affairs Plan
			WC			Workers' Compensation Health Claim
			ZZ			Mutually Defined
						Use Code ZZ when Type of Insurance is not known.

SEGMENT DETAIL

CAS - CLAIM LEVEL ADJUSTMENTS**X12 Segment Name:** Claims Adjustment**X12 Purpose:** To supply adjustment reason codes and amounts as needed for an entire claim or for a particular service within the claim being paid

- X12 Syntax:**
1. **L050607**
If CAS05 is present, then at least one of CAS06 or CAS07 are required.
 2. **C0605**
If CAS06 is present, then CAS05 is required.
 3. **C0705**
If CAS07 is present, then CAS05 is required.
 4. **L080910**
If CAS08 is present, then at least one of CAS09 or CAS10 are required.
 5. **C0908**
If CAS09 is present, then CAS08 is required.
 6. **C1008**
If CAS10 is present, then CAS08 is required.
 7. **L111213**
If CAS11 is present, then at least one of CAS12 or CAS13 are required.
 8. **C1211**
If CAS12 is present, then CAS11 is required.
 9. **C1311**
If CAS13 is present, then CAS11 is required.
 10. **L141516**
If CAS14 is present, then at least one of CAS15 or CAS16 are required.
 11. **C1514**
If CAS15 is present, then CAS14 is required.
 12. **C1614**
If CAS16 is present, then CAS14 is required.
 13. **L171819**
If CAS17 is present, then at least one of CAS18 or CAS19 are required.
 14. **C1817**
If CAS18 is present, then CAS17 is required.
 15. **C1917**
If CAS19 is present, then CAS17 is required.

X12 Comments: 1. Adjustment information is intended to help the provider balance the remittance information. Adjustment amounts should fully explain the difference between submitted charges and the amount paid.

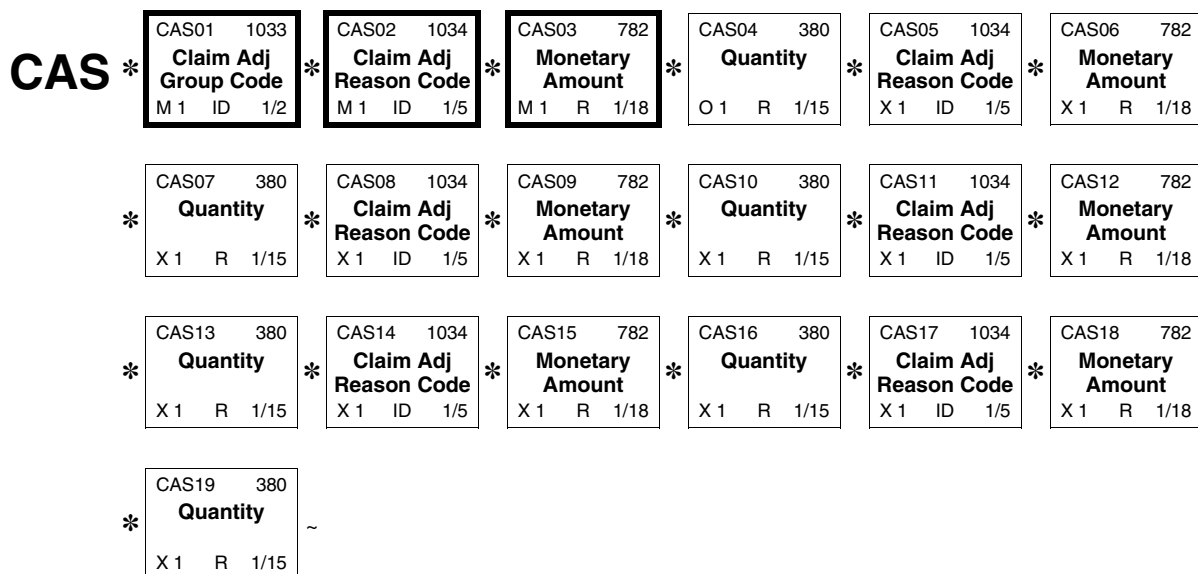
Loop: 2320 — OTHER SUBSCRIBER INFORMATION**Segment Repeat:** 5**Usage:** SITUATIONAL

Situational Rule: Required when the claim has been adjudicated by the payer identified in this loop, and the claim has claim level adjustment information. If not required by this implementation guide, do not send.

- TR3 Notes:**
1. Submitters must use this CAS segment to report prior payers' claim level adjustments that cause the amount paid to differ from the amount originally charged.
 2. Only one Group Code is allowed per CAS. If it is necessary to send more than one Group Code at the claim level, repeat the CAS segment.
 3. Codes and associated amounts must come from either paper remittance advice or 835s (Electronic Remittance Advice) received on the claim. When the information originates from a paper remittance advice that does not use the standard Claim Adjustment Reason Codes, the paper values must be converted to standard Claim Adjustment Reason Codes.
 4. A single CAS segment contains six repetitions of the "adjustment trio" composed of adjustment reason code, adjustment amount, and adjustment quantity. These six adjustment trios are used to report up to six adjustments related to a particular Claim Adjustment Group Code (CAS01). The first non-zero adjustment is reported in the first adjustment trio (CAS02-CAS04). If there is a second non-zero adjustment, it is reported in the second adjustment trio (CAS05-CAS07), and so on through the sixth adjustment trio (CAS17-CAS19).

TR3 Example: CAS*PR*1*7.93~

TR3 Example: CAS*OA*93*15.06~

DIAGRAM

ELEMENT DETAIL

USAGE	REF. DES.	DATA ELEMENT	NAME	ATTRIBUTES		
REQUIRED	CAS01	1033	Claim Adjustment Group Code Code identifying the general category of payment adjustment	M 1	ID	1/2
			CODE	DEFINITION		
			CO	Contractual Obligations		
			CR	Correction and Reversals		
			OA	Other adjustments		
			PI	Payor Initiated Reductions		
			PR	Patient Responsibility		
REQUIRED	CAS02	1034	Claim Adjustment Reason Code Code identifying the detailed reason the adjustment was made	M 1	ID	1/5
			IMPLEMENTATION NAME: Adjustment Reason Code			
			CODE SOURCE 139: Claim Adjustment Reason Code			
			See CODE SOURCE 139: Claim Adjustment Reason Code			
REQUIRED	CAS03	782	Monetary Amount Monetary amount	M 1	R	1/18
			SEMANTIC: CAS03 is the amount of adjustment.			
			IMPLEMENTATION NAME: Adjustment Amount			
SITUATIONAL	CAS04	380	Quantity Numeric value of quantity	O 1	R	1/15
			SEMANTIC: CAS04 is the units of service being adjusted.			
			SITUATIONAL RULE: Required when the number of service units has been adjusted. If not required by this implementation guide, do not send.			
			IMPLEMENTATION NAME: Adjustment Quantity			
SITUATIONAL	CAS05	1034	Claim Adjustment Reason Code Code identifying the detailed reason the adjustment was made	X 1	ID	1/5
			SYNTAX: L050607, C0605, C0705			
			SITUATIONAL RULE: Required when it is necessary to report an additional non-zero adjustment, beyond what has already been supplied, to this claim for the Claim Adjustment Group Code reported in CAS01. If not required by this implementation guide, do not send.			
			IMPLEMENTATION NAME: Adjustment Reason Code			
			CODE SOURCE 139: Claim Adjustment Reason Code			
SITUATIONAL	CAS06	782	Monetary Amount Monetary amount	X 1	R	1/18
			SYNTAX: L050607, C0605			
			SEMANTIC: CAS06 is the amount of the adjustment.			
			SITUATIONAL RULE: Required when CAS05 is present. If not required by this implementation guide, do not send.			
			IMPLEMENTATION NAME: Adjustment Amount			

SITUATIONAL	CAS07	380	Quantity Numeric value of quantity SYNTAX: L050607, C0705 SEMANTIC: CAS07 is the units of service being adjusted. SITUATIONAL RULE: <i>Required when CAS05 is present and is related to a units of service adjustment. If not required by this implementation guide, do not send.</i> IMPLEMENTATION NAME: Adjustment Quantity	X 1	R	1/15
SITUATIONAL	CAS08	1034	Claim Adjustment Reason Code Code identifying the detailed reason the adjustment was made SYNTAX: L080910, C0908, C1008 SITUATIONAL RULE: <i>Required when it is necessary to report an additional non-zero adjustment, beyond what has already been supplied, to this claim for the Claim Adjustment Group Code reported in CAS01. If not required by this implementation guide, do not send.</i> IMPLEMENTATION NAME: Adjustment Reason Code	X 1	ID	1/5
SITUATIONAL	CAS09	782	Monetary Amount Monetary amount SYNTAX: L080910, C0908 SEMANTIC: CAS09 is the amount of the adjustment. SITUATIONAL RULE: <i>Required when CAS08 is present. If not required by this implementation guide, do not send.</i> IMPLEMENTATION NAME: Adjustment Amount	X 1	R	1/18
SITUATIONAL	CAS10	380	Quantity Numeric value of quantity SYNTAX: L080910, C1008 SEMANTIC: CAS10 is the units of service being adjusted. SITUATIONAL RULE: <i>Required when CAS08 is present and is related to a units of service adjustment. If not required by this implementation guide, do not send.</i> IMPLEMENTATION NAME: Adjustment Quantity	X 1	R	1/15
SITUATIONAL	CAS11	1034	Claim Adjustment Reason Code Code identifying the detailed reason the adjustment was made SYNTAX: L111213, C1211, C1311 SITUATIONAL RULE: <i>Required when it is necessary to report an additional non-zero adjustment, beyond what has already been supplied, to this claim for the Claim Adjustment Group Code reported in CAS01. If not required by this implementation guide, do not send.</i> IMPLEMENTATION NAME: Adjustment Reason Code	X 1	ID	1/5

CODE SOURCE 139: Claim Adjustment Reason Code

SITUATIONAL	CAS12	782	Monetary Amount Monetary amount SYNTAX: L111213, C1211 SEMANTIC: CAS12 is the amount of the adjustment. SITUATIONAL RULE: <i>Required when CAS11 is present. If not required by this implementation guide, do not send.</i> IMPLEMENTATION NAME: Adjustment Amount	X 1	R	1/18
SITUATIONAL	CAS13	380	Quantity Numeric value of quantity SYNTAX: L111213, C1311 SEMANTIC: CAS13 is the units of service being adjusted. SITUATIONAL RULE: <i>Required when CAS11 is present and is related to a units of service adjustment. If not required by this implementation guide, do not send.</i> IMPLEMENTATION NAME: Adjustment Quantity	X 1	R	1/15
SITUATIONAL	CAS14	1034	Claim Adjustment Reason Code Code identifying the detailed reason the adjustment was made SYNTAX: L141516, C1514, C1614 SITUATIONAL RULE: <i>Required when it is necessary to report an additional non-zero adjustment, beyond what has already been supplied, to this claim for the Claim Adjustment Group Code reported in CAS01. If not required by this implementation guide, do not send.</i> IMPLEMENTATION NAME: Adjustment Reason Code CODE SOURCE 139: Claim Adjustment Reason Code	X 1	ID	1/5
SITUATIONAL	CAS15	782	Monetary Amount Monetary amount SYNTAX: L141516, C1514 SEMANTIC: CAS15 is the amount of the adjustment. SITUATIONAL RULE: <i>Required when CAS14 is present. If not required by this implementation guide, do not send.</i> IMPLEMENTATION NAME: Adjustment Amount	X 1	R	1/18
SITUATIONAL	CAS16	380	Quantity Numeric value of quantity SYNTAX: L141516, C1614 SEMANTIC: CAS16 is the units of service being adjusted. SITUATIONAL RULE: <i>Required when CAS14 is present and is related to a units of service adjustment. If not required by this implementation guide, do not send.</i> IMPLEMENTATION NAME: Adjustment Quantity	X 1	R	1/15

SITUATIONAL	CAS17	1034	Claim Adjustment Reason Code Code identifying the detailed reason the adjustment was made SYNTAX: L171819, C1817, C1917 SITUATIONAL RULE: <i>Required when it is necessary to report an additional non-zero adjustment, beyond what has already been supplied, to this claim for the Claim Adjustment Group Code reported in CAS01. If not required by this implementation guide, do not send.</i> IMPLEMENTATION NAME: Adjustment Reason Code CODE SOURCE 139: Claim Adjustment Reason Code	X 1	ID	1/5
SITUATIONAL	CAS18	782	Monetary Amount Monetary amount SYNTAX: L171819, C1817 SEMANTIC: CAS18 is the amount of the adjustment. SITUATIONAL RULE: <i>Required when CAS17 is present. If not required by this implementation guide, do not send.</i> IMPLEMENTATION NAME: Adjustment Amount	X 1	R	1/18
SITUATIONAL	CAS19	380	Quantity Numeric value of quantity SYNTAX: L171819, C1917 SEMANTIC: CAS19 is the units of service being adjusted. SITUATIONAL RULE: <i>Required when CAS17 is present and is related to a units of service adjustment. If not required by this implementation guide, do not send.</i> IMPLEMENTATION NAME: Adjustment Quantity	X 1	R	1/15

SEGMENT DETAIL

AMT - COORDINATION OF BENEFITS (COB) PAYER PAID AMOUNT

X12 Segment Name: Monetary Amount Information

X12 Purpose: To indicate the total monetary amount

Loop: 2320 — OTHER SUBSCRIBER INFORMATION

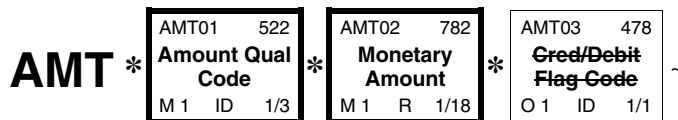
Segment Repeat: 1

Usage: SITUATIONAL

Situational Rule: Required when the claim has been adjudicated by the payer identified in Loop ID-2330B of this loop.
OR
Required when Loop ID-2010AC is present. In this case, the claim is a post payment recovery claim submitted by a subrogated Medicaid agency. If not required by this implementation guide, do not send.

TR3 Example: AMT*D*411~

DIAGRAM



ELEMENT DETAIL

USAGE	REF. DES.	DATA ELEMENT	NAME	ATTRIBUTES
REQUIRED	AMT01	522	Amount Qualifier Code Code to qualify amount	M 1 ID 1/3
			CODE DEFINITION	
			D Payor Amount Paid	
REQUIRED	AMT02	782	Monetary Amount Monetary amount	M 1 R 1/18
			IMPLEMENTATION NAME: Payer Paid Amount	
			It is acceptable to show "0" as the amount paid.	
			When Loop ID-2010AC is present, this is the amount the Medicaid agency actually paid.	
NOT USED	AMT03	478	Credit/Debit Flag Code	O 1 ID 1/1

SEGMENT DETAIL

AMT - COORDINATION OF BENEFITS (COB) TOTAL NON-COVERED AMOUNT

X12 Segment Name: Monetary Amount Information

X12 Purpose: To indicate the total monetary amount

Loop: 2320 — OTHER SUBSCRIBER INFORMATION

Segment Repeat: 1

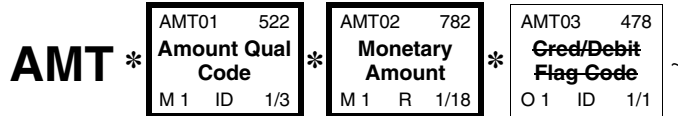
Usage: SITUATIONAL

Situational Rule: Required when the destination payer's cost avoidance policy allows providers to bypass claim submission to the otherwise prior payer identified in Loop ID-2330B. If not required by this implementation guide, do not send.

TR3 Notes: 1. When this segment is used, the amount reported in AMT02 must equal the total claim charge amount reported in CLM02. Neither the prior payer paid AMT, nor any CAS segments are used as this claim has not been adjudicated by this payer.

TR3 Example: AMT*A8*273~

DIAGRAM



ELEMENT DETAIL

USAGE	REF. DES.	DATA ELEMENT	NAME	ATTRIBUTES
REQUIRED	AMT01	522	Amount Qualifier Code Code to qualify amount	M 1 ID 1/3
			CODE DEFINITION	
			A8 Noncovered Charges - Actual	
REQUIRED	AMT02	782	Monetary Amount Monetary amount	M 1 R 1/18
			IMPLEMENTATION NAME: Non-Covered Charge Amount	
NOT USED	AMT03	478	Credit/Debit Flag Code	O 1 ID 1/1

SEGMENT DETAIL

AMT - REMAINING PATIENT LIABILITY**X12 Segment Name:** Monetary Amount Information**X12 Purpose:** To indicate the total monetary amount**Loop:** 2320 — OTHER SUBSCRIBER INFORMATION**Segment Repeat:** 1**Usage:** SITUATIONAL**Situational Rule:** Required when the Other Payer identified in Loop ID-2330B (of this iteration of Loop ID-2320) has adjudicated this claim and provided claim level information only.

OR

Required when the Other Payer identified in Loop ID-2330B (of this iteration of Loop ID-2320) has adjudicated this claim and the provider received a paper remittance advice and the provider does not have the ability to report line item information.

If not required by this implementation guide, do not send.

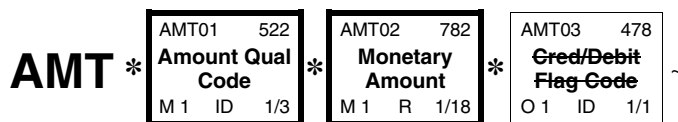
TR3 Notes: 1. In the judgment of the provider, this is the remaining amount to be paid after adjudication by the Other Payer identified in Loop ID-2330B of this iteration of Loop ID-2320.

2. This segment is only used in provider submitted claims. It is not used in Payer-to-Payer Coordination of Benefits (COB).

3. This segment is not used if the line level (Loop ID-2430) Remaining Patient Liability AMT segment is used for this Other Payer.

TR3 Example: AMT*EAF*75~

DIAGRAM




ELEMENT DETAIL

USAGE	REF. DES.	DATA ELEMENT	NAME	ATTRIBUTES		
REQUIRED	AMT01	522	Amount Qualifier Code Code to qualify amount	M 1	ID	1/3
			CODE	DEFINITION		
			EAF	Amount Owed		
REQUIRED	AMT02	782	Monetary Amount Monetary amount	M 1	R	1/18
			IMPLEMENTATION NAME: Remaining Patient Liability			
NOT USED	AMT03	478	Credit/Debit Flag Code	O 1	ID	1/1

SEGMENT DETAIL

OI - OTHER INSURANCE COVERAGE
INFORMATION**X12 Segment Name:** Other Health Insurance Information**X12 Purpose:** To specify information associated with other health insurance coverage**Loop:** 2320 — OTHER SUBSCRIBER INFORMATION**Segment Repeat:** 1**Usage:** REQUIRED**TR3 Notes:** 1. All information contained in the OI segment applies only to the payer identified in Loop ID-2330B in this iteration of Loop ID-2320.**TR3 Example:** OI***Y*B**Y~

DIAGRAM



ELEMENT DETAIL

USAGE	REF. DES.	DATA ELEMENT	NAME	ATTRIBUTES
NOT USED	OI01	1032	Claim Filing Indicator Code	O 1 ID 1/2
NOT USED	OI02	1383	Claim Submission Reason Code	O 1 ID 2/2
REQUIRED	OI03	1073	Yes/No Condition or Response Code	O 1 ID 1/1

Code indicating a Yes or No condition or response

SEMANTIC: OI03 is the assignment of benefits indicator. A "Y" value indicates insured or authorized person authorizes benefits to be assigned to the provider; an "N" value indicates benefits have not been assigned to the provider.

IMPLEMENTATION NAME: Benefits Assignment Certification Indicator**This is a crosswalk from CLM08 when doing COB.****This element answers the question whether or not the insured has authorized the plan to remit payment directly to the provider.**

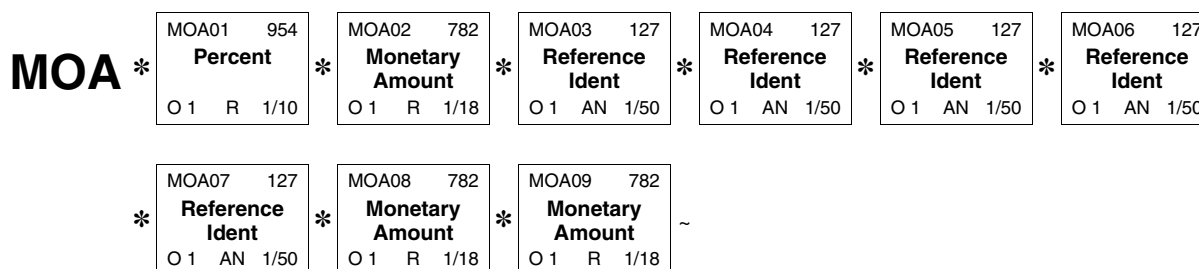
CODE	DEFINITION
N	No
W	Not Applicable
	Use code 'W' when the patient refuses to assign benefits.
Y	Yes

SITUATIONAL	OI04	1351	Patient Signature Source Code	O 1	ID	1/1
Code indicating how the patient or subscriber authorization signatures were obtained and how they are being retained by the provider						
SITUATIONAL RULE: <i>Required when a signature was executed on the patient's behalf under state or federal law. If not required by this implementation guide, do not send.</i>						
This is a crosswalk from CLM10 when doing COB.						
		CODE	DEFINITION			
		P	Signature generated by provider because the patient was not physically present for services			
			Signature generated by an entity other than the patient according to State or Federal law.			
NOT USED	OI05	1360	Provider Agreement Code	O 1	ID	1/1
REQUIRED	OI06	1363	Release of Information Code	O 1	ID	1/1
Code indicating whether the provider has on file a signed statement by the patient authorizing the release of medical data to other organizations						
This is a crosswalk from CLM09 when doing COB.						
The Release of Information response is limited to the information carried in this claim.						
		CODE	DEFINITION			
		I	Informed Consent to Release Medical Information for Conditions or Diagnoses Regulated by Federal Statutes			
			Required when the provider has not collected a signature AND state or federal laws do not require a signature be collected.			
		Y	Yes, Provider has a Signed Statement Permitting Release of Medical Billing Data Related to a Claim			
			Required when the provider has collected a signature. OR Required when state or federal laws require a signature be collected.			

SEGMENT DETAIL

MOA - OUTPATIENT ADJUDICATION
INFORMATION**X12 Segment Name:** Medicare Outpatient Adjudication**X12 Purpose:** To convey claim-level data related to the adjudication of Medicare claims not related to an inpatient setting**Loop:** 2320 — OTHER SUBSCRIBER INFORMATION**Segment Repeat:** 1**Usage:** SITUATIONAL**Situational Rule:** Required when outpatient adjudication information is reported in the remittance advice
OR
Required when it is necessary to report remark codes.
If not required by this implementation guide, do not send.**TR3 Example:** MOA***A4~

DIAGRAM



ELEMENT DETAIL

USAGE	REF. DES.	DATA ELEMENT	NAME	ATTRIBUTES
SITUATIONAL	MOA01	954	Percentage as Decimal Percentage expressed as a decimal (e.g., 0.0 through 1.0 represents 0% through 100%) SEMANTIC: MOA01 is the reimbursement rate. SITUATIONAL RULE: <i>Required when returned in the remittance advice. If not required by this implementation guide, do not send.</i> IMPLEMENTATION NAME: Reimbursement Rate	O 1 R 1/10

SITUATIONAL	MOA02	782	Monetary Amount O 1 R 1/18 Monetary amount SEMANTIC: MOA02 is the claim Health Care Financing Administration Common Procedural Coding System (HCPCS) payable amount. SITUATIONAL RULE: <i>Required when returned in the remittance advice. If not required by this implementation guide, do not send.</i> IMPLEMENTATION NAME: HCPCS Payable Amount
SITUATIONAL	MOA03	127	Reference Identification O 1 AN 1/50 Reference information as defined for a particular Transaction Set or as specified by the Reference Identification Qualifier SEMANTIC: MOA03 is the Claim Payment Remark Code. See Code Source 411. SITUATIONAL RULE: <i>Required when returned in the remittance advice. If not required by this implementation guide, do not send.</i> IMPLEMENTATION NAME: Claim Payment Remark Code
SITUATIONAL	MOA04	127	Reference Identification O 1 AN 1/50 Reference information as defined for a particular Transaction Set or as specified by the Reference Identification Qualifier SEMANTIC: MOA04 is the Claim Payment Remark Code. See Code Source 411. SITUATIONAL RULE: <i>Required when returned in the remittance advice. If not required by this implementation guide, do not send.</i> IMPLEMENTATION NAME: Claim Payment Remark Code
SITUATIONAL	MOA05	127	Reference Identification O 1 AN 1/50 Reference information as defined for a particular Transaction Set or as specified by the Reference Identification Qualifier SEMANTIC: MOA05 is the Claim Payment Remark Code. See Code Source 411. SITUATIONAL RULE: <i>Required when returned in the remittance advice. If not required by this implementation guide, do not send.</i> IMPLEMENTATION NAME: Claim Payment Remark Code
SITUATIONAL	MOA06	127	Reference Identification O 1 AN 1/50 Reference information as defined for a particular Transaction Set or as specified by the Reference Identification Qualifier SEMANTIC: MOA06 is the Claim Payment Remark Code. See Code Source 411. SITUATIONAL RULE: <i>Required when returned in the remittance advice. If not required by this implementation guide, do not send.</i> IMPLEMENTATION NAME: Claim Payment Remark Code
SITUATIONAL	MOA07	127	Reference Identification O 1 AN 1/50 Reference information as defined for a particular Transaction Set or as specified by the Reference Identification Qualifier SEMANTIC: MOA07 is the Claim Payment Remark Code. See Code Source 411. SITUATIONAL RULE: <i>Required when returned in the remittance advice. If not required by this implementation guide, do not send.</i> IMPLEMENTATION NAME: Claim Payment Remark Code

SITUATIONAL	MOA08	782	Monetary Amount	O 1 R 1/18
			Monetary amount	

SEMANTIC: MOA08 is the End Stage Renal Disease (ESRD) payment amount.

SITUATIONAL RULE: *Required when returned in the remittance advice. If not required by this implementation guide, do not send.*

IMPLEMENTATION NAME: **End Stage Renal Disease Payment Amount**

SITUATIONAL	MOA09	782	Monetary Amount	O 1 R 1/18
			Monetary amount	

SEMANTIC: MOA09 is the professional component amount billed but not payable.

SITUATIONAL RULE: *Required when returned in the remittance advice. If not required by this implementation guide, do not send.*

IMPLEMENTATION NAME: **Non-Payable Professional Component Billed Amount**

SEGMENT DETAIL

NM1 - OTHER SUBSCRIBER NAME

X12 Segment Name: Individual or Organizational Name

X12 Purpose: To supply the full name of an individual or organizational entity

X12 Set Notes: 1. Segments NM1-N4 contain name and address information of the insurance carriers referenced in loop 2320.

X12 Syntax: 1. **P0809**
If either NM108 or NM109 is present, then the other is required.

2. **C1110**
If NM111 is present, then NM110 is required.

3. **C1203**
If NM112 is present, then NM103 is required.

Loop: 2330A — OTHER SUBSCRIBER NAME **Loop Repeat:** 1

Segment Repeat: 1

Usage: REQUIRED

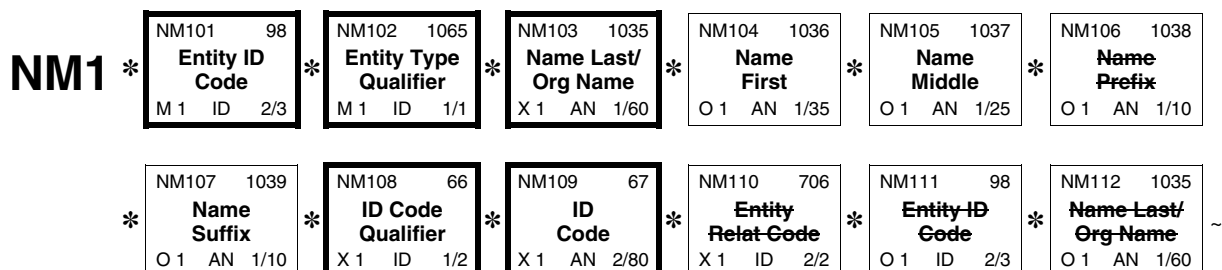
TR3 Notes: 1. If the patient can be uniquely identified to the Other Payer indicated in this iteration of Loop ID-2320 by a unique Member Identification Number, then the patient is the subscriber or is considered to be the subscriber and is identified in this Other Subscriber's Name Loop ID-2330A.

2. If the patient is a dependent of the subscriber for this other coverage and cannot be uniquely identified to the Other Payer indicated in this iteration of Loop ID-2320 by a unique Member Identification Number, then the subscriber for this other coverage is identified in this Other Subscriber's Name Loop ID-2330A.

3. See Crosswalking COB Data Elements section for more information on handling COB in the 837.

TR3 Example: NM1*IL*1*DOE*JOHN*T**JR*MI*123456~

DIAGRAM



ELEMENT DETAIL

USAGE	REF. DES.	DATA ELEMENT	NAME	ATTRIBUTES								
REQUIRED	NM101	98	Entity Identifier Code Code identifying an organizational entity, a physical location, property or an individual	M 1	ID	2/3						
			<table><tr><th>CODE</th><th>DEFINITION</th></tr><tr><td>IL</td><td>Insured or Subscriber</td></tr></table>	CODE	DEFINITION	IL	Insured or Subscriber					
CODE	DEFINITION											
IL	Insured or Subscriber											
REQUIRED	NM102	1065	Entity Type Qualifier Code qualifying the type of entity SEMANTIC: NM102 qualifies NM103.	M 1	ID	1/1						
			<table><tr><th>CODE</th><th>DEFINITION</th></tr><tr><td>1</td><td>Person</td></tr><tr><td>2</td><td>Non-Person Entity</td></tr></table>	CODE	DEFINITION	1	Person	2	Non-Person Entity			
CODE	DEFINITION											
1	Person											
2	Non-Person Entity											
REQUIRED	NM103	1035	Name Last or Organization Name Individual last name or organizational name SYNTAX: C1203	X 1	AN	1/60						
			IMPLEMENTATION NAME: Other Insured Last Name									
SITUATIONAL	NM104	1036	Name First Individual first name SITUATIONAL RULE: <i>Required when NM102 = 1 (person) and the person has a first name. If not required by this implementation guide, do not send.</i>	O 1	AN	1/35						
			IMPLEMENTATION NAME: Other Insured First Name									
SITUATIONAL	NM105	1037	Name Middle Individual middle name or initial SITUATIONAL RULE: <i>Required when NM102 = 1 (person) and the middle name or initial of the person is needed to identify the individual. If not required by this implementation guide, do not send.</i>	O 1	AN	1/25						
			IMPLEMENTATION NAME: Other Insured Middle Name									
NOT USED	NM106	1038	Name Prefix	O 1	AN	1/10						
SITUATIONAL	NM107	1039	Name Suffix Suffix to individual name SITUATIONAL RULE: <i>Required when NM102 = 1 (person) and the name suffix of the person is needed to identify the individual. If not required by this implementation guide, do not send.</i>	O 1	AN	1/10						
			IMPLEMENTATION NAME: Other Insured Name Suffix									

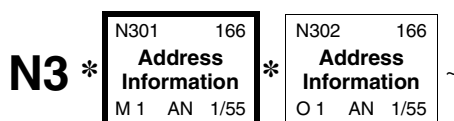
REQUIRED	NM108	66	<div>Identification Code Qualifier</div> <div>X 1ID1/2</div> <div>Code designating the system/method of code structure used for Identification Code (67)</div> <div>SYNTAX: P0809</div> <table><thead><tr><th>CODE</th><th>DEFINITION</th></tr></thead><tbody><tr><td>II</td><td><div>Standard Unique Health Identifier for each Individual in the United States</div><div>Required if the HIPAA Individual Patient Identifier is mandated use. If not required, use value 'MI' instead.</div></td></tr><tr><td>MI</td><td><div>Member Identification Number</div><div>The code MI is intended to be the subscriber's identification number as assigned by the payer. (For example, Insured's ID, Subscriber's ID, Health Insurance Claim Number (HIC), etc.)</div><div>MI is also intended to be used in claims submitted to the Indian Health Service/Contract Health Services (IHS/CHS) Fiscal Intermediary for the purpose of reporting the Tribe Residency Code (Tribe County State). In the event that a Social Security Number (SSN) is also available on an IHS/CHS claim, put the SSN in REF02.</div><div>When sending the Social Security Number as the Member ID, it must be a string of exactly nine numbers with no separators. For example, sending "111002222" would be valid, while sending "111-00-2222" would be invalid.</div></td></tr></tbody></table>	CODE	DEFINITION	II	<div>Standard Unique Health Identifier for each Individual in the United States</div> <div>Required if the HIPAA Individual Patient Identifier is mandated use. If not required, use value 'MI' instead.</div>	MI	<div>Member Identification Number</div> <div>The code MI is intended to be the subscriber's identification number as assigned by the payer. (For example, Insured's ID, Subscriber's ID, Health Insurance Claim Number (HIC), etc.)</div> <div>MI is also intended to be used in claims submitted to the Indian Health Service/Contract Health Services (IHS/CHS) Fiscal Intermediary for the purpose of reporting the Tribe Residency Code (Tribe County State). In the event that a Social Security Number (SSN) is also available on an IHS/CHS claim, put the SSN in REF02.</div> <div>When sending the Social Security Number as the Member ID, it must be a string of exactly nine numbers with no separators. For example, sending "111002222" would be valid, while sending "111-00-2222" would be invalid.</div>
CODE	DEFINITION								
II	<div>Standard Unique Health Identifier for each Individual in the United States</div> <div>Required if the HIPAA Individual Patient Identifier is mandated use. If not required, use value 'MI' instead.</div>								
MI	<div>Member Identification Number</div> <div>The code MI is intended to be the subscriber's identification number as assigned by the payer. (For example, Insured's ID, Subscriber's ID, Health Insurance Claim Number (HIC), etc.)</div> <div>MI is also intended to be used in claims submitted to the Indian Health Service/Contract Health Services (IHS/CHS) Fiscal Intermediary for the purpose of reporting the Tribe Residency Code (Tribe County State). In the event that a Social Security Number (SSN) is also available on an IHS/CHS claim, put the SSN in REF02.</div> <div>When sending the Social Security Number as the Member ID, it must be a string of exactly nine numbers with no separators. For example, sending "111002222" would be valid, while sending "111-00-2222" would be invalid.</div>								
REQUIRED	NM109	67	<div>Identification Code</div> <div>X 1AN2/80</div> <div>Code identifying a party or other code</div> <div>SYNTAX: P0809</div> <div>IMPLEMENTATION NAME: Other Insured Identifier</div>						
NOT USED	NM110	706	<div>Entity Relationship Code</div> <div>X 1ID2/2</div>						
NOT USED	NM111	98	<div>Entity Identifier Code</div> <div>O 1ID2/3</div>						
NOT USED	NM112	1035	<div>Name Last or Organization Name</div> <div>O 1AN1/60</div>						

SEGMENT DETAIL

N3 - OTHER SUBSCRIBER ADDRESS

X12 Segment Name: Party Location**X12 Purpose:** To specify the location of the named party**Loop:** 2330A — OTHER SUBSCRIBER NAME**Segment Repeat:** 1**Usage:** SITUATIONAL**Situational Rule:** Required when the information is available. If not required by this implementation guide, do not send.**TR3 Example:** N3*123 MAIN STREET~

DIAGRAM



ELEMENT DETAIL

USAGE	REF. DES.	DATA ELEMENT	NAME	ATTRIBUTES
REQUIRED	N301	166	Address Information Address information	M 1 AN 1/55
IMPLEMENTATION NAME: Other Subscriber Address Line				
SITUATIONAL	N302	166	Address Information Address information	O 1 AN 1/55
SITUATIONAL RULE: <i>Required when there is a second address line. If not required by this implementation guide, do not send.</i>				
IMPLEMENTATION NAME: Other Insured Address Line				

SEGMENT DETAIL

N4 - OTHER SUBSCRIBER CITY, STATE, ZIP CODE

X12 Segment Name: Geographic Location

X12 Purpose: To specify the geographic place of the named party

- X12 Syntax:**
- E0207**
Only one of N402 or N407 may be present.
 - C0605**
If N406 is present, then N405 is required.
 - C0704**
If N407 is present, then N404 is required.

Loop: 2330A — OTHER SUBSCRIBER NAME

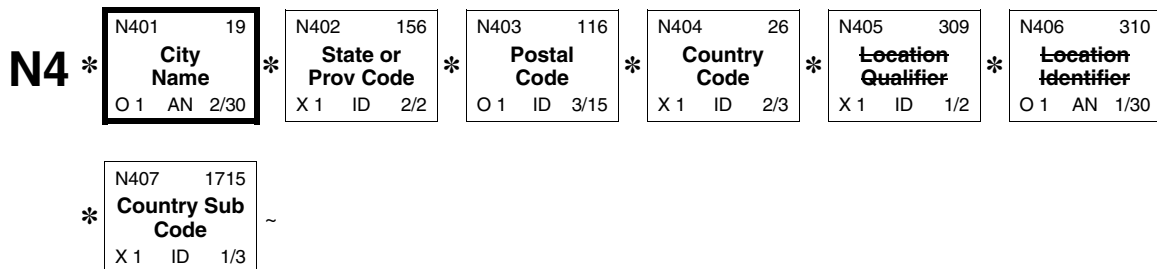
Segment Repeat: 1

Usage: SITUATIONAL

Situational Rule: Required when the information is available. If not required by this implementation guide, do not send.

TR3 Example: N4*KANSAS CITY*MO*64108~

DIAGRAM



ELEMENT DETAIL

USAGE	REF. DES.	DATA ELEMENT	NAME	ATTRIBUTES
REQUIRED	N401	19	City Name Free-form text for city name	O 1 AN 2/30
COMMENT: A combination of either N401 through N404, or N405 and N406 may be adequate to specify a location.				
IMPLEMENTATION NAME: Other Subscriber City Name				

SITUATIONAL	N402	156	State or Province Code Code (Standard State/Province) as defined by appropriate government agency SYNTAX: E0207 COMMENT: N402 is required only if city name (N401) is in the U.S. or Canada. SITUATIONAL RULE: <i>Required when the address is in the United States of America, including its territories, or Canada. If not required by this implementation guide, do not send.</i> IMPLEMENTATION NAME: Other Subscriber State or Province Code CODE SOURCE 22: States and Provinces	X 1	ID	2/2
SITUATIONAL	N403	116	Postal Code Code defining international postal zone code excluding punctuation and blanks (zip code for United States) SITUATIONAL RULE: <i>Required when the address is in the United States of America, including its territories, or Canada, or when a postal code exists for the country in N404. If not required by this implementation guide, do not send.</i> IMPLEMENTATION NAME: Other Subscriber Postal Zone or ZIP Code CODE SOURCE 51: ZIP Code CODE SOURCE 932: Universal Postal Codes	O 1	ID	3/15
SITUATIONAL	N404	26	Country Code Code identifying the country SYNTAX: C0704 SITUATIONAL RULE: <i>Required when the address is outside the United States of America. If not required by this implementation guide, do not send.</i> CODE SOURCE 5: Countries, Currencies and Funds Use the alpha-2 country codes from Part 1 of ISO 3166.	X 1	ID	2/3
NOT USED	N405	309	Location Qualifier	X 1	ID	1/2
NOT USED	N406	310	Location Identifier	O 1	AN	1/30
SITUATIONAL	N407	1715	Country Subdivision Code Code identifying the country subdivision SYNTAX: E0207, C0704 SITUATIONAL RULE: <i>Required when the address is not in the United States of America, including its territories, or Canada, and the country in N404 has administrative subdivisions such as but not limited to states, provinces, cantons, etc. If not required by this implementation guide, do not send.</i> CODE SOURCE 5: Countries, Currencies and Funds Use the country subdivision codes from Part 2 of ISO 3166.	X 1	ID	1/3

SEGMENT DETAIL

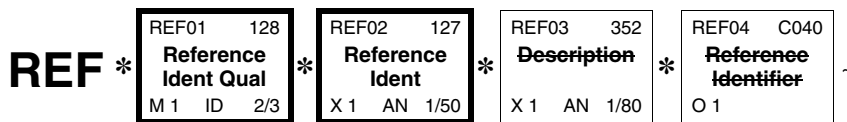
REF - OTHER SUBSCRIBER SECONDARY IDENTIFICATION

X12 Segment Name: Reference Information**X12 Purpose:** To specify identifying information**X12 Syntax:** 1. R0203

At least one of REF02 or REF03 is required.

Loop: 2330A — OTHER SUBSCRIBER NAME**Segment Repeat:** 1**Usage:** SITUATIONAL**Situational Rule:** Required when an additional identification number to that provided in NM109 of this loop is necessary for the claim processor to identify the entity. If not required by this implementation guide, do not send.**TR3 Example:** REF*SY*123456789~

DIAGRAM



ELEMENT DETAIL

USAGE	REF. DES.	DATA ELEMENT	NAME	ATTRIBUTES
REQUIRED	REF01	128	Reference Identification Qualifier Code qualifying the Reference Identification	M 1 ID 2/3
			CODE	DEFINITION
			SY	Social Security Number The Social Security Number must be a string of exactly nine numbers with no separators. For example, sending "111002222" would be valid, while sending "111-00-2222" would be invalid.
REQUIRED	REF02	127	Reference Identification Reference information as defined for a particular Transaction Set or as specified by the Reference Identification Qualifier	X 1 AN 1/50
			SYNTAX: R0203	
			IMPLEMENTATION NAME: Other Insured Additional Identifier	
NOT USED	REF03	352	Description	X 1 AN 1/80
NOT USED	REF04	C040	REFERENCE IDENTIFIER	O 1

SEGMENT DETAIL

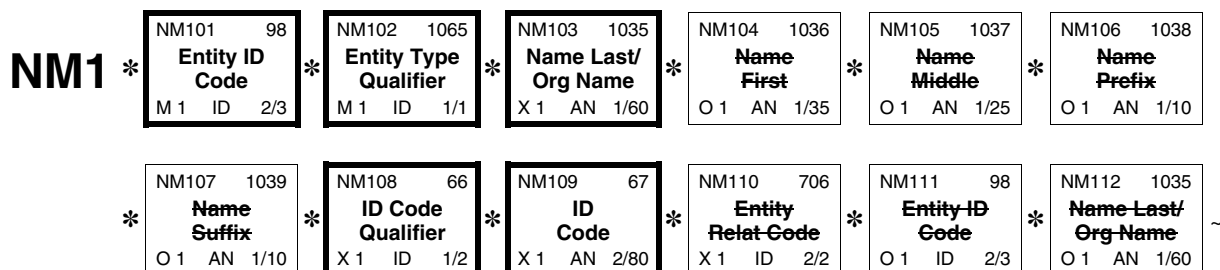
NM1 - OTHER PAYER NAME

X12 Segment Name: Individual or Organizational Name**X12 Purpose:** To supply the full name of an individual or organizational entity**X12 Set Notes:** 1. Segments NM1-N4 contain name and address information of the insurance carriers referenced in loop 2320.

- X12 Syntax:**
- P0809**
If either NM108 or NM109 is present, then the other is required.
 - C1110**
If NM111 is present, then NM110 is required.
 - C1203**
If NM112 is present, then NM103 is required.

Loop: 2330B — OTHER PAYER NAME **Loop Repeat:** 1**Segment Repeat:** 1**Usage:** REQUIRED**TR3 Notes:** 1. See Crosswalking COB Data Elements section for more information on handling COB in the 837.**TR3 Example:** NM1*PR*2*ABC INSURANCE CO*****PI*11122333~

DIAGRAM



ELEMENT DETAIL

USAGE	REF. DES.	DATA ELEMENT	NAME	ATTRIBUTES						
REQUIRED	NM101	98	Entity Identifier Code Code identifying an organizational entity, a physical location, property or an individual	M 1	ID	2/3				
			<table><tr><th>CODE</th><th>DEFINITION</th></tr><tr><td>PR</td><td>Payer</td></tr></table>	CODE	DEFINITION	PR	Payer			
CODE	DEFINITION									
PR	Payer									
REQUIRED	NM102	1065	Entity Type Qualifier Code qualifying the type of entity SEMANTIC: NM102 qualifies NM103.	M 1	ID	1/1				
			<table><tr><th>CODE</th><th>DEFINITION</th></tr><tr><td>2</td><td>Non-Person Entity</td></tr></table>	CODE	DEFINITION	2	Non-Person Entity			
CODE	DEFINITION									
2	Non-Person Entity									

REQUIRED	NM103	1035	Name Last or Organization Name Individual last name or organizational name SYNTAX: C1203	X 1	AN	1/60
-----------------	-------	------	---	-----	----	------

IMPLEMENTATION NAME: Other Payer Organization Name

NOT USED	NM104	1036	Name First	O 1	AN	1/35
-----------------	-------	------	-------------------	-----	----	------

NOT USED	NM105	1037	Name Middle	O 1	AN	1/25
-----------------	-------	------	--------------------	-----	----	------

NOT USED	NM106	1038	Name Prefix	O 1	AN	1/10
-----------------	-------	------	--------------------	-----	----	------

NOT USED	NM107	1039	Name Suffix	O 1	AN	1/10
-----------------	-------	------	--------------------	-----	----	------

REQUIRED	NM108	66	Identification Code Qualifier Code designating the system/method of code structure used for Identification Code (67) SYNTAX: P0809	X 1	ID	1/2
-----------------	-------	----	---	-----	----	-----

Use code value "PI" when reporting Payor Identification.
Use code value "XV" when reporting Health Plan ID (HPID) or Other Entity Identifier (OEID).

Prior to the mandated implementation date for Health Plan Identifier, willing trading partners may agree to:
1. Follow a dual use approach in which both the HPID or OEID and the Payor Identification are sent. Send XV qualifier in NM108 with HPID or OEID in NM109 and the Payor Identification, that would have been sent using qualifier PI, in the corresponding REF segment using qualifier 2U (Payer Identification Number).
OR
2. Follow an early implementation approach in which the HPID or OEID is sent in NM109.

CODE	DEFINITION
PI	Payor Identification
XV	Centers for Medicare and Medicaid Services PlanID CODE SOURCE 540: Centers for Medicare and Medicaid Services PlanID

REQUIRED	NM109	67	Identification Code Code identifying a party or other code SYNTAX: P0809	X 1	AN	2/80
-----------------	-------	----	---	-----	----	------

IMPLEMENTATION NAME: Other Payer Primary Identifier

When sending Line Adjudication Information for this payer, the identifier sent in SVD01 (Payer Identifier) of Loop ID-2430 (Line Adjudication Information) must match this value.

NOT USED	NM110	706	Entity Relationship Code	X 1	ID	2/2
-----------------	-------	-----	---------------------------------	-----	----	-----

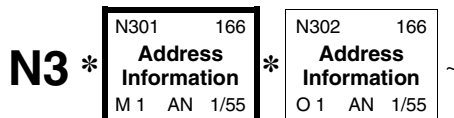
NOT USED	NM111	98	Entity Identifier Code	O 1	ID	2/3
-----------------	-------	----	-------------------------------	-----	----	-----

NOT USED	NM112	1035	Name Last or Organization Name	O 1	AN	1/60
-----------------	-------	------	---------------------------------------	-----	----	------

SEGMENT DETAIL

N3 - OTHER PAYER ADDRESS**X12 Segment Name:** Party Location**X12 Purpose:** To specify the location of the named party**Loop:** 2330B — OTHER PAYER NAME**Segment Repeat:** 1**Usage:** SITUATIONAL**Situational Rule:** Required when the payer address is available and the submitter intends for the claim to be printed on paper at the next EDI location (for example, a clearinghouse). If not required by this implementation guide, do not send.**TR3 Example:** N3*123 MAIN STREET~

DIAGRAM



ELEMENT DETAIL

USAGE	REF. DES.	DATA ELEMENT	NAME	ATTRIBUTES
REQUIRED	N301	166	Address Information Address information	M 1 AN 1/55
IMPLEMENTATION NAME: Other Payer Address Line				
SITUATIONAL	N302	166	Address Information Address information	O 1 AN 1/55
SITUATIONAL RULE: <i>Required when there is a second address line. If not required by this implementation guide, do not send.</i>				
IMPLEMENTATION NAME: Other Payer Address Line				

SEGMENT DETAIL

N4 - OTHER PAYER CITY, STATE, ZIP CODE

X12 Segment Name: Geographic Location

X12 Purpose: To specify the geographic place of the named party

X12 Syntax: 1. **E0207**

Only one of N402 or N407 may be present.

2. **C0605**

If N406 is present, then N405 is required.

3. **C0704**

If N407 is present, then N404 is required.

Loop: 2330B — OTHER PAYER NAME

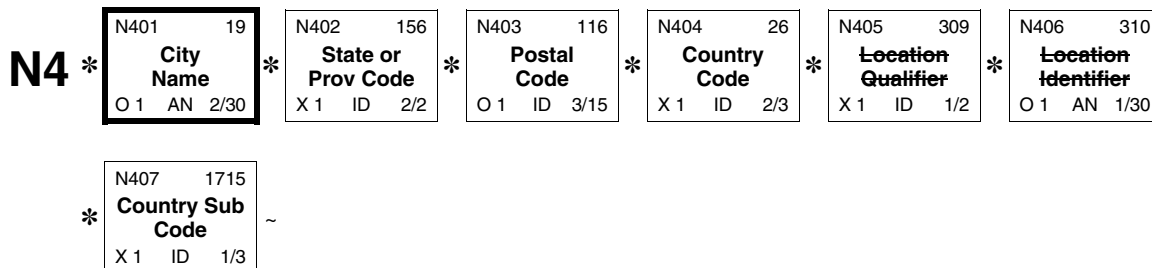
Segment Repeat: 1

Usage: SITUATIONAL

Situational Rule: Required when the payer address is available and the submitter intends for the claim to be printed on paper at the next EDI location (for example, a clearinghouse). If not required by this implementation guide, do not send.

TR3 Example: N4*KANSAS CITY*MO*64108~

DIAGRAM



ELEMENT DETAIL

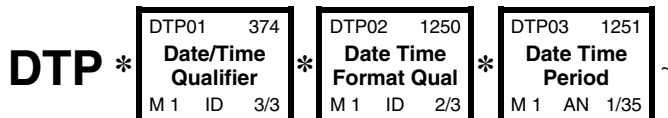
USAGE	REF. DES.	DATA ELEMENT	NAME	ATTRIBUTES
REQUIRED	N401	19	City Name Free-form text for city name	O 1 AN 2/30
COMMENT: A combination of either N401 through N404, or N405 and N406 may be adequate to specify a location.				
IMPLEMENTATION NAME: Other Payer City Name				

SITUATIONAL	N402	156	State or Province Code Code (Standard State/Province) as defined by appropriate government agency SYNTAX: E0207 COMMENT: N402 is required only if city name (N401) is in the U.S. or Canada. SITUATIONAL RULE: <i>Required when the address is in the United States of America, including its territories, or Canada. If not required by this implementation guide, do not send.</i> IMPLEMENTATION NAME: Other Payer State or Province Code CODE SOURCE 22: States and Provinces	X 1	ID	2/2
SITUATIONAL	N403	116	Postal Code Code defining international postal zone code excluding punctuation and blanks (zip code for United States) SITUATIONAL RULE: <i>Required when the address is in the United States of America, including its territories, or Canada, or when a postal code exists for the country in N404. If not required by this implementation guide, do not send.</i> IMPLEMENTATION NAME: Other Payer Postal Zone or ZIP Code CODE SOURCE 51: ZIP Code CODE SOURCE 932: Universal Postal Codes	O 1	ID	3/15
SITUATIONAL	N404	26	Country Code Code identifying the country SYNTAX: C0704 SITUATIONAL RULE: <i>Required when the address is outside the United States of America. If not required by this implementation guide, do not send.</i> CODE SOURCE 5: Countries, Currencies and Funds Use the alpha-2 country codes from Part 1 of ISO 3166.	X 1	ID	2/3
NOT USED	N405	309	Location Qualifier	X 1	ID	1/2
NOT USED	N406	310	Location Identifier	O 1	AN	1/30
SITUATIONAL	N407	1715	Country Subdivision Code Code identifying the country subdivision SYNTAX: E0207, C0704 SITUATIONAL RULE: <i>Required when the address is not in the United States of America, including its territories, or Canada, and the country in N404 has administrative subdivisions such as but not limited to states, provinces, cantons, etc. If not required by this implementation guide, do not send.</i> CODE SOURCE 5: Countries, Currencies and Funds Use the country subdivision codes from Part 2 of ISO 3166.	X 1	ID	1/3

SEGMENT DETAIL

DTP - CLAIM CHECK OR REMITTANCE DATE**X12 Segment Name:** Date or Time or Period**X12 Purpose:** To specify any or all of a date, a time, or a time period**Loop:** 2330B — OTHER PAYER NAME**Segment Repeat:** 1**Usage:** SITUATIONAL**Situational Rule:** Required when the payer identified in this loop has previously adjudicated the claim and Loop ID-2430, Line Check or Remittance Date, is not used. If not required by this implementation guide, do not send.**TR3 Example:** DTP*573*D8*20040203~

DIAGRAM



ELEMENT DETAIL

USAGE	REF. DES.	DATA ELEMENT	NAME	ATTRIBUTES
REQUIRED	DTP01	374	Date/Time Qualifier Code specifying type of date or time, or both date and time	M 1 ID 3/3
IMPLEMENTATION NAME: Date Time Qualifier				
		CODE	DEFINITION	
		573	Date Claim Paid	
REQUIRED	DTP02	1250	Date Time Period Format Qualifier Code indicating the date format, time format, or date and time format	M 1 ID 2/3
SEMANTIC: DTP02 is the date or time or period format that will appear in DTP03.				
		CODE	DEFINITION	
		D8	Date Expressed in Format CCYYMMDD	
REQUIRED	DTP03	1251	Date Time Period Expression of a date, a time, or range of dates, times or dates and times	M 1 AN 1/35
IMPLEMENTATION NAME: Adjudication or Payment Date				

SEGMENT DETAIL

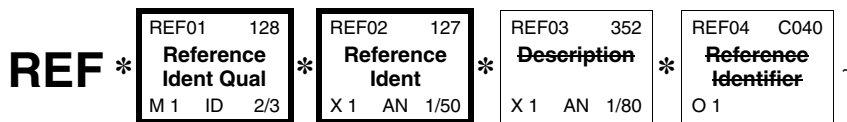
REF - OTHER PAYER SECONDARY IDENTIFIER

X12 Segment Name: Reference Information**X12 Purpose:** To specify identifying information**X12 Syntax:** 1. R0203

At least one of REF02 or REF03 is required.

Loop: 2330B — OTHER PAYER NAME**Segment Repeat:** 2**Usage:** SITUATIONAL**Situational Rule:** Required when an additional identification number to that provided in the NM109 of this loop is necessary to identify the entity.
If not required by this implementation guide, do not send.**TR3 Example:** REF*2U*98765~

DIAGRAM



ELEMENT DETAIL

USAGE	REF. DES.	DATA ELEMENT	NAME	ATTRIBUTES												
REQUIRED	REF01	128	Reference Identification Qualifier Code qualifying the Reference Identification	M 1	ID	2/3										
			<table><tr><th>CODE</th><th>DEFINITION</th></tr><tr><td>2U</td><td>Payer Identification Number This code is only allowed when the qualifier XV is reported in NM108 of this loop.</td></tr><tr><td>EI</td><td>Employer's Identification Number The Employer's Identification Number must be a string of exactly nine numbers with no separators. For example, "001122333" would be valid, while sending "001-12-2333" or "00-1122333" would be invalid.</td></tr><tr><td>FY</td><td>Claim Office Number</td></tr><tr><td>NF</td><td>National Association of Insurance Commissioners (NAIC) Code CODE SOURCE 245: National Association of Insurance Commissioners (NAIC) Code</td></tr></table>	CODE	DEFINITION	2U	Payer Identification Number This code is only allowed when the qualifier XV is reported in NM108 of this loop.	EI	Employer's Identification Number The Employer's Identification Number must be a string of exactly nine numbers with no separators. For example, "001122333" would be valid, while sending "001-12-2333" or "00-1122333" would be invalid.	FY	Claim Office Number	NF	National Association of Insurance Commissioners (NAIC) Code CODE SOURCE 245: National Association of Insurance Commissioners (NAIC) Code			
CODE	DEFINITION															
2U	Payer Identification Number This code is only allowed when the qualifier XV is reported in NM108 of this loop.															
EI	Employer's Identification Number The Employer's Identification Number must be a string of exactly nine numbers with no separators. For example, "001122333" would be valid, while sending "001-12-2333" or "00-1122333" would be invalid.															
FY	Claim Office Number															
NF	National Association of Insurance Commissioners (NAIC) Code CODE SOURCE 245: National Association of Insurance Commissioners (NAIC) Code															

REQUIRED	REF02	127	Reference Identification Reference information as defined for a particular Transaction Set or as specified by the Reference Identification Qualifier SYNTAX: R0203	X 1	AN	1/50
IMPLEMENTATION NAME: Other Payer Secondary Identifier						
NOT USED	REF03	352	Description	X 1	AN	1/80
NOT USED	REF04	C040	REFERENCE IDENTIFIER	O 1		

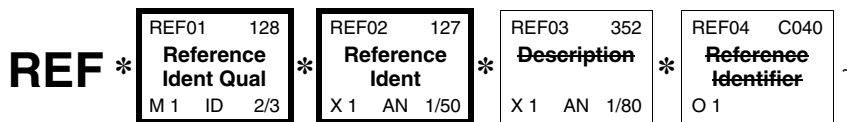
SEGMENT DETAIL

REF - OTHER PAYER PRIOR
AUTHORIZATION NUMBER**X12 Segment Name:** Reference Information**X12 Purpose:** To specify identifying information**X12 Syntax:** 1. R0203

At least one of REF02 or REF03 is required.

Loop: 2330B — OTHER PAYER NAME**Segment Repeat:** 1**Usage:** SITUATIONAL**Situational Rule:** Required when the payer identified in this loop has assigned a prior authorization number to this claim.
If not required by this implementation guide, do not send.**TR3 Example:** REF*G1*AB333-Y5~

DIAGRAM



ELEMENT DETAIL

USAGE	REF. DES.	DATA ELEMENT	NAME	ATTRIBUTES
REQUIRED	REF01	128	Reference Identification Qualifier Code qualifying the Reference Identification	M 1 ID 2/3
			CODE	DEFINITION
			G1	Prior Authorization Number
REQUIRED	REF02	127	Reference Identification Reference information as defined for a particular Transaction Set or as specified by the Reference Identification Qualifier	X 1 AN 1/50
			SYNTAX: R0203	
			IMPLEMENTATION NAME: Other Payer Prior Authorization Number	
NOT USED	REF03	352	Description	X 1 AN 1/80
NOT USED	REF04	C040	REFERENCE IDENTIFIER	O 1

SEGMENT DETAIL

REF - OTHER PAYER REFERRAL NUMBER

X12 Segment Name: Reference Information

X12 Purpose: To specify identifying information

X12 Syntax: 1. R0203

At least one of REF02 or REF03 is required.

Loop: 2330B — OTHER PAYER NAME

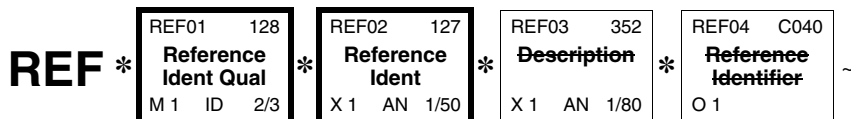
Segment Repeat: 1

Usage: SITUATIONAL

Situational Rule: Required when the payer identified in this loop has assigned a referral number to this claim.
If not required by this implementation guide, do not send.

TR3 Example: REF*9F*12345~

DIAGRAM



ELEMENT DETAIL

USAGE	REF. DES.	DATA ELEMENT	NAME	ATTRIBUTES
REQUIRED	REF01	128	Reference Identification Qualifier Code qualifying the Reference Identification	M 1 ID 2/3
			CODE	DEFINITION
			9F	Referral Number
REQUIRED	REF02	127	Reference Identification Reference information as defined for a particular Transaction Set or as specified by the Reference Identification Qualifier	X 1 AN 1/50
			SYNTAX: R0203	
			IMPLEMENTATION NAME: Other Payer Prior Authorization or Referral Number	
NOT USED	REF03	352	Description	X 1 AN 1/80
NOT USED	REF04	C040	REFERENCE IDENTIFIER	O 1

SEGMENT DETAIL

REF - OTHER PAYER CLAIM ADJUSTMENT
INDICATOR**X12 Segment Name:** Reference Information**X12 Purpose:** To specify identifying information**X12 Syntax:** 1. R0203

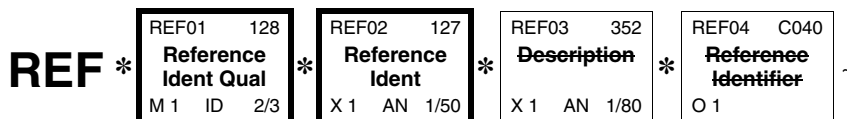
At least one of REF02 or REF03 is required.

Loop: 2330B — OTHER PAYER NAME**Segment Repeat:** 1**Usage:** SITUATIONAL

Situational Rule: Required when the claim is being sent in the payer-to-payer COB model,
AND
the destination payer is secondary to the payer identified in this Loop ID-
2330B,
AND
the payer identified in this Loop ID-2330B has re-adjudicated the claim.
If not required by this implementation guide, do not send.

TR3 Example: REF*T4*Y~

DIAGRAM



ELEMENT DETAIL

USAGE	REF. DES.	DATA ELEMENT	NAME	ATTRIBUTES						
REQUIRED	REF01	128	Reference Identification Qualifier Code qualifying the Reference Identification	M 1	ID	2/3				
<table><tr><th>CODE</th><th>DEFINITION</th></tr><tr><td>T4</td><td>Signal Code</td></tr></table>							CODE	DEFINITION	T4	Signal Code
CODE	DEFINITION									
T4	Signal Code									
REQUIRED	REF02	127	Reference Identification Reference information as defined for a particular Transaction Set or as specified by the Reference Identification Qualifier SYNTAX: R0203 IMPLEMENTATION NAME: Other Payer Claim Adjustment Indicator The only valid value for this element is ‘Y’.	X 1	AN	1/50				
NOT USED	REF03	352	Description	X 1	AN	1/80				
NOT USED	REF04	C040	REFERENCE IDENTIFIER	O 1						

SEGMENT DETAIL

REF - OTHER PAYER CLAIM CONTROL
NUMBER**X12 Segment Name:** Reference Information**X12 Purpose:** To specify identifying information**X12 Syntax:** 1. R0203

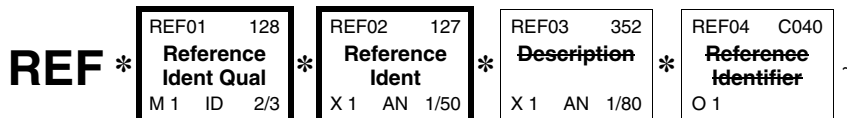
At least one of REF02 or REF03 is required.

Loop: 2330B — OTHER PAYER NAME**Segment Repeat:** 1**Usage:** SITUATIONAL**Situational Rule:** Required when it is necessary to identify the Other Payer's Claim Control Number in a payer-to-payer COB situation.

OR

Required when the Other Payer's Claim Control Number is available.
If not required by this implementation guide, do not send.**TR3 Example:** REF*F8*R555588~

DIAGRAM



ELEMENT DETAIL

USAGE	REF. DES.	DATA ELEMENT	NAME	ATTRIBUTES
REQUIRED	REF01	128	Reference Identification Qualifier Code qualifying the Reference Identification	M 1 ID 2/3
			CODE	DEFINITION
			F8	Original Reference Number
REQUIRED	REF02	127	Reference Identification Reference information as defined for a particular Transaction Set or as specified by the Reference Identification Qualifier	X 1 AN 1/50
			SYNTAX: R0203	
			IMPLEMENTATION NAME: Other Payer's Claim Control Number	
NOT USED	REF03	352	Description	X 1 AN 1/80
NOT USED	REF04	C040	REFERENCE IDENTIFIER	O 1

SEGMENT DETAIL

NM1 - OTHER PAYER REFERRING PROVIDER**X12 Segment Name:** Individual or Organizational Name**X12 Purpose:** To supply the full name of an individual or organizational entity**X12 Set Notes:** 1. Segments NM1-N4 contain name and address information of the insurance carriers referenced in loop 2320.

X12 Syntax: 1. **P0809**
If either NM108 or NM109 is present, then the other is required.

2. **C1110**
If NM111 is present, then NM110 is required.

3. **C1203**
If NM112 is present, then NM103 is required.

Loop: 2330C — OTHER PAYER REFERRING PROVIDER **Loop Repeat:** 2**Segment Repeat:** 1**Usage:** SITUATIONAL

Situational Rule: Required prior to the mandated implementation of the HIPAA National Provider Identifier (NPI) rule when the provider in the corresponding Loop ID-2310 is sent and one or more additional payer-specific provider identification numbers are required by this non-destination payer (Loop ID-2330B) to identify the provider.

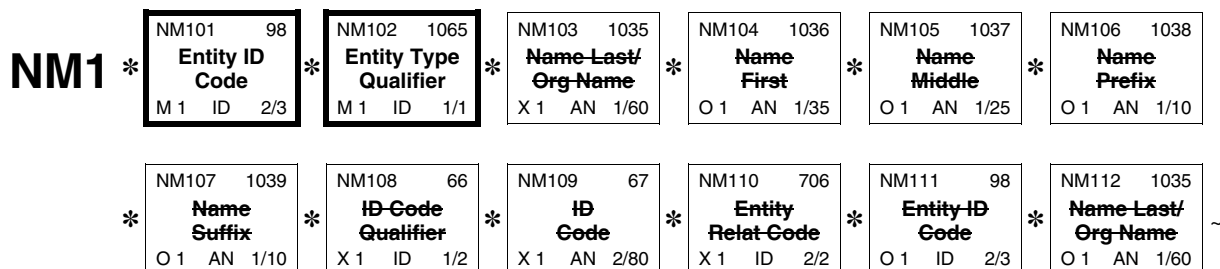
OR

Required after the mandated implementation of the NPI rule for providers who are not Health Care Providers when the provider is sent in the corresponding Loop ID-2310 and one or more additional payer-specific provider identification numbers are required by this non-destination payer (Loop ID-2330B) to identify the provider.

If not required by this implementation guide, do not send.

TR3 Notes: 1. See Crosswalking COB Data Elements section for more information on handling COB in the 837.**TR3 Example:** NM1*DN*1~

DIAGRAM



ELEMENT DETAIL

USAGE	REF. DES.	DATA ELEMENT	NAME	ATTRIBUTES								
REQUIRED	NM101	98	Entity Identifier Code Code identifying an organizational entity, a physical location, property or an individual	M 1	ID	2/3						
			<table><tr><th>CODE</th><th>DEFINITION</th></tr><tr><td>DN</td><td>Referring Provider Use on the first iteration of this loop. Use if loop is used only once.</td></tr><tr><td>P3</td><td>Primary Care Provider Use only if loop is used twice. Use only on second iteration of this loop.</td></tr></table>	CODE	DEFINITION	DN	Referring Provider Use on the first iteration of this loop. Use if loop is used only once.	P3	Primary Care Provider Use only if loop is used twice. Use only on second iteration of this loop.			
CODE	DEFINITION											
DN	Referring Provider Use on the first iteration of this loop. Use if loop is used only once.											
P3	Primary Care Provider Use only if loop is used twice. Use only on second iteration of this loop.											
REQUIRED	NM102	1065	Entity Type Qualifier Code qualifying the type of entity SEMANTIC: NM102 qualifies NM103.	M 1	ID	1/1						
			<table><tr><th>CODE</th><th>DEFINITION</th></tr><tr><td>1</td><td>Person</td></tr></table>	CODE	DEFINITION	1	Person					
CODE	DEFINITION											
1	Person											
NOT USED	NM103	1035	Name Last or Organization Name	X 1	AN	1/60						
NOT USED	NM104	1036	Name First	O 1	AN	1/35						
NOT USED	NM105	1037	Name Middle	O 1	AN	1/25						
NOT USED	NM106	1038	Name Prefix	O 1	AN	1/10						
NOT USED	NM107	1039	Name Suffix	O 1	AN	1/10						
NOT USED	NM108	66	Identification Code Qualifier	X 1	ID	1/2						
NOT USED	NM109	67	Identification Code	X 1	AN	2/80						
NOT USED	NM110	706	Entity Relationship Code	X 1	ID	2/2						
NOT USED	NM111	98	Entity Identifier Code	O 1	ID	2/3						
NOT USED	NM112	1035	Name Last or Organization Name	O 1	AN	1/60						

SEGMENT DETAIL

**REF - OTHER PAYER REFERRING PROVIDER
SECONDARY IDENTIFICATION****X12 Segment Name:** Reference Information**X12 Purpose:** To specify identifying information**X12 Syntax:** 1. R0203

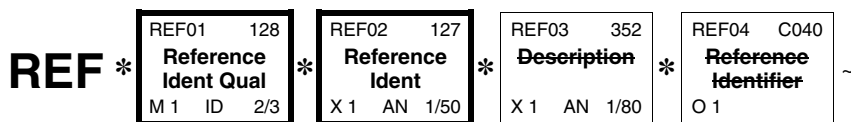
At least one of REF02 or REF03 is required.

Loop: 2330C — OTHER PAYER REFERRING PROVIDER**Segment Repeat:** 3**Usage:** REQUIRED**TR3 Notes:** 1. Non-destination (COB) payer's provider identification number(s).

2. See Crosswalking COB Data Elements section for more information on handling COB in the 837.

TR3 Example: REF*G2*12345~

DIAGRAM



ELEMENT DETAIL

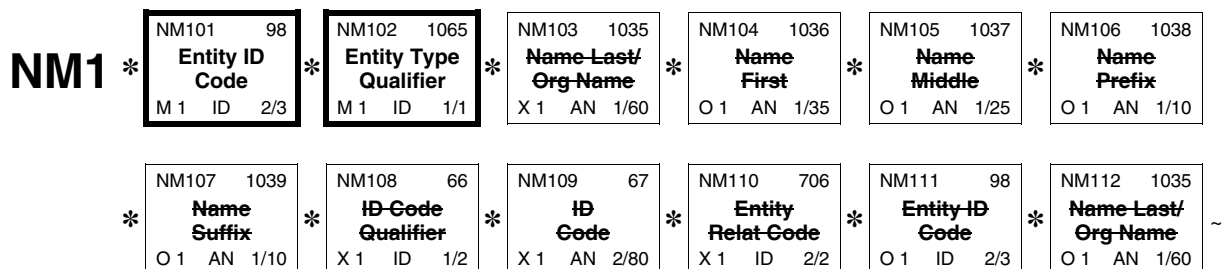
USAGE	REF. DES.	DATA ELEMENT	NAME	ATTRIBUTES														
REQUIRED	REF01	128	Reference Identification Qualifier Code qualifying the Reference Identification	M 1	ID	2/3												
			<table><tr><th>CODE</th><th>DEFINITION</th></tr><tr><td>0B</td><td>State License Number</td></tr><tr><td>1G</td><td>Provider UPIN Number</td></tr><tr><td></td><td>UPINs must be formatted as either X99999 or XXX999.</td></tr><tr><td>G2</td><td>Provider Commercial Number</td></tr><tr><td></td><td>This code designates a proprietary provider number for the non-destination payer identified in the Other Payer Name Loop ID-2330B for this iteration of Loop ID-2320. This is true regardless of whether that payer is Medicare, Medicaid, a Blue Cross Blue Shield plan, a commercial plan, or any other health plan.</td></tr></table>	CODE	DEFINITION	0B	State License Number	1G	Provider UPIN Number		UPINs must be formatted as either X99999 or XXX999.	G2	Provider Commercial Number		This code designates a proprietary provider number for the non-destination payer identified in the Other Payer Name Loop ID-2330B for this iteration of Loop ID-2320. This is true regardless of whether that payer is Medicare, Medicaid, a Blue Cross Blue Shield plan, a commercial plan, or any other health plan.			
CODE	DEFINITION																	
0B	State License Number																	
1G	Provider UPIN Number																	
	UPINs must be formatted as either X99999 or XXX999.																	
G2	Provider Commercial Number																	
	This code designates a proprietary provider number for the non-destination payer identified in the Other Payer Name Loop ID-2330B for this iteration of Loop ID-2320. This is true regardless of whether that payer is Medicare, Medicaid, a Blue Cross Blue Shield plan, a commercial plan, or any other health plan.																	

REQUIRED	REF02	127	Reference Identification Reference information as defined for a particular Transaction Set or as specified by the Reference Identification Qualifier SYNTAX: R0203 IMPLEMENTATION NAME: Other Payer Referring Provider Identifier	X 1	AN	1/50
NOT USED	REF03	352	Description	X 1	AN	1/80
NOT USED	REF04	C040	REFERENCE IDENTIFIER	O 1		

SEGMENT DETAIL

NM1 - OTHER PAYER RENDERING PROVIDER**X12 Segment Name:** Individual or Organizational Name**X12 Purpose:** To supply the full name of an individual or organizational entity**X12 Set Notes:** 1. Segments NM1-N4 contain name and address information of the insurance carriers referenced in loop 2320.**X12 Syntax:** 1. **P0809**
If either NM108 or NM109 is present, then the other is required.
2. **C1110**
If NM111 is present, then NM110 is required.
3. **C1203**
If NM112 is present, then NM103 is required.**Loop:** 2330D — OTHER PAYER RENDERING PROVIDER **Loop Repeat:** 1**Segment Repeat:** 1**Usage:** SITUATIONAL**Situational Rule:** Required prior to the mandated implementation of the HIPAA National Provider Identifier (NPI) rule when the provider in the corresponding Loop ID-2310 is sent and one or more additional payer-specific provider identification numbers are required by this non-destination payer (Loop ID-2330B) to identify the provider.
OR
Required after the mandated implementation of the NPI rule for providers who are not Health Care Providers when the provider is sent in the corresponding Loop ID-2310 and one or more additional payer-specific provider identification numbers are required by this non-destination payer (Loop ID-2330B) to identify the provider.
If not required by this implementation guide, do not send.**TR3 Notes:** 1. See Crosswalking COB Data Elements section for more information on handling COB in the 837.**TR3 Example:** NM1*82*1~

DIAGRAM



ELEMENT DETAIL

USAGE	REF. DES.	DATA ELEMENT	NAME	ATTRIBUTES		
REQUIRED	NM101	98	Entity Identifier Code Code identifying an organizational entity, a physical location, property or an individual	M 1	ID	2/3
			CODE	DEFINITION		
			82	Rendering Provider		
REQUIRED	NM102	1065	Entity Type Qualifier Code qualifying the type of entity SEMANTIC: NM102 qualifies NM103.	M 1	ID	1/1
			CODE	DEFINITION		
			1	Person		
			2	Non-Person Entity		
NOT USED	NM103	1035	Name Last or Organization Name	X 1	AN	1/60
NOT USED	NM104	1036	Name First	O 1	AN	1/35
NOT USED	NM105	1037	Name Middle	O 1	AN	1/25
NOT USED	NM106	1038	Name Prefix	O 1	AN	1/10
NOT USED	NM107	1039	Name Suffix	O 1	AN	1/10
NOT USED	NM108	66	Identification Code Qualifier	X 1	ID	1/2
NOT USED	NM109	67	Identification Code	X 1	AN	2/80
NOT USED	NM110	706	Entity Relationship Code	X 1	ID	2/2
NOT USED	NM111	98	Entity Identifier Code	O 1	ID	2/3
NOT USED	NM112	1035	Name Last or Organization Name	O 1	AN	1/60

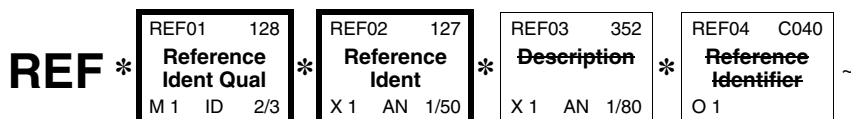
SEGMENT DETAIL

**REF - OTHER PAYER RENDERING PROVIDER
SECONDARY IDENTIFICATION****X12 Segment Name:** Reference Information**X12 Purpose:** To specify identifying information**X12 Syntax:** 1. R0203

At least one of REF02 or REF03 is required.

Loop: 2330D — OTHER PAYER RENDERING PROVIDER**Segment Repeat:** 3**Usage:** REQUIRED**TR3 Notes:** 1. See Crosswalking COB Data Elements section for more information on handling COB in the 837.**TR3 Example:** REF*G2*12345~

DIAGRAM



ELEMENT DETAIL

USAGE	REF. DES.	DATA ELEMENT	NAME	ATTRIBUTES																
REQUIRED	REF01	128	Reference Identification Qualifier Code qualifying the Reference Identification	M 1	ID	2/3														
			<table><tr><th>CODE</th><th>DEFINITION</th></tr><tr><td>0B</td><td>State License Number</td></tr><tr><td>1G</td><td>Provider UPIN Number</td></tr><tr><td></td><td>UPINs must be formatted as either X99999 or XXX999.</td></tr><tr><td>G2</td><td>Provider Commercial Number</td></tr><tr><td></td><td>This code designates a proprietary provider number for the non-destination payer identified in the Other Payer Name Loop ID-2330B for this iteration of Loop ID-2320. This is true regardless of whether that payer is Medicare, Medicaid, a Blue Cross Blue Shield plan, a commercial plan, or any other health plan.</td></tr><tr><td>LU</td><td>Location Number</td></tr></table>	CODE	DEFINITION	0B	State License Number	1G	Provider UPIN Number		UPINs must be formatted as either X99999 or XXX999.	G2	Provider Commercial Number		This code designates a proprietary provider number for the non-destination payer identified in the Other Payer Name Loop ID-2330B for this iteration of Loop ID-2320. This is true regardless of whether that payer is Medicare, Medicaid, a Blue Cross Blue Shield plan, a commercial plan, or any other health plan.	LU	Location Number			
CODE	DEFINITION																			
0B	State License Number																			
1G	Provider UPIN Number																			
	UPINs must be formatted as either X99999 or XXX999.																			
G2	Provider Commercial Number																			
	This code designates a proprietary provider number for the non-destination payer identified in the Other Payer Name Loop ID-2330B for this iteration of Loop ID-2320. This is true regardless of whether that payer is Medicare, Medicaid, a Blue Cross Blue Shield plan, a commercial plan, or any other health plan.																			
LU	Location Number																			

REQUIRED	REF02	127	Reference Identification Reference information as defined for a particular Transaction Set or as specified by the Reference Identification Qualifier SYNTAX: R0203 IMPLEMENTATION NAME: Other Payer Rendering Provider Secondary Identifier	X 1 AN 1/50
NOT USED	REF03	352	Description	X 1 AN 1/80
NOT USED	REF04	C040	REFERENCE IDENTIFIER	O 1

SEGMENT DETAIL

NM1 - OTHER PAYER SERVICE FACILITY LOCATION**X12 Segment Name:** Individual or Organizational Name**X12 Purpose:** To supply the full name of an individual or organizational entity**X12 Set Notes:** 1. Segments NM1-N4 contain name and address information of the insurance carriers referenced in loop 2320.

X12 Syntax: 1. **P0809**
If either NM108 or NM109 is present, then the other is required.

2. **C1110**
If NM111 is present, then NM110 is required.

3. **C1203**
If NM112 is present, then NM103 is required.

Loop: 2330E — OTHER PAYER SERVICE FACILITY LOCATION **Loop Repeat:** 1**Segment Repeat:** 1**Usage:** SITUATIONAL

Situational Rule: Required prior to the mandated implementation of the HIPAA National Provider Identifier (NPI) rule when the provider in the corresponding Loop ID-2310 is sent and one or more additional payer-specific provider identification numbers are required by this non-destination payer (Loop ID-2330B) to identify the provider.

OR

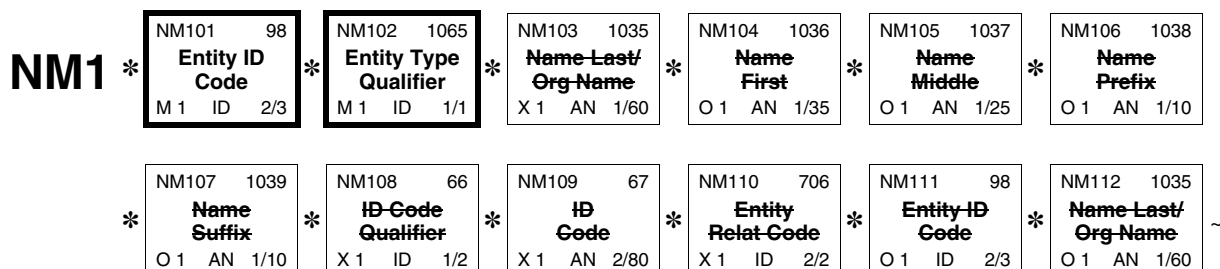
Required after the mandated implementation of the NPI rule for providers who are not Health Care Providers when the provider is sent in the corresponding Loop ID-2310 and one or more additional payer-specific provider identification numbers are required by this non-destination payer (Loop ID-2330B) to identify the provider.

If not required by this implementation guide, do not send.

TR3 Notes: 1. See Crosswalking COB Data Elements section for more information on handling COB in the 837.

TR3 Example: NM1*77*2~

DIAGRAM



ELEMENT DETAIL

USAGE	REF. DES.	DATA ELEMENT	NAME	ATTRIBUTES		
REQUIRED	NM101	98	Entity Identifier Code Code identifying an organizational entity, a physical location, property or an individual	M 1	ID	2/3
			CODE	DEFINITION		
			77	Service Location		
REQUIRED	NM102	1065	Entity Type Qualifier Code qualifying the type of entity SEMANTIC: NM102 qualifies NM103.	M 1	ID	1/1
			CODE	DEFINITION		
			2	Non-Person Entity		
NOT USED	NM103	1035	Name Last or Organization Name	X 1	AN	1/60
NOT USED	NM104	1036	Name First	O 1	AN	1/35
NOT USED	NM105	1037	Name Middle	O 1	AN	1/25
NOT USED	NM106	1038	Name Prefix	O 1	AN	1/10
NOT USED	NM107	1039	Name Suffix	O 1	AN	1/10
NOT USED	NM108	66	Identification Code Qualifier	X 1	ID	1/2
NOT USED	NM109	67	Identification Code	X 1	AN	2/80
NOT USED	NM110	706	Entity Relationship Code	X 1	ID	2/2
NOT USED	NM111	98	Entity Identifier Code	O 1	ID	2/3
NOT USED	NM112	1035	Name Last or Organization Name	O 1	AN	1/60

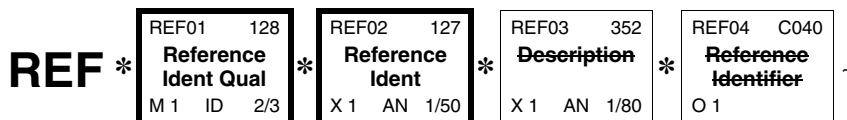
SEGMENT DETAIL

REF - OTHER PAYER SERVICE FACILITY
LOCATION SECONDARY IDENTIFICATION**X12 Segment Name:** Reference Information**X12 Purpose:** To specify identifying information**X12 Syntax:** 1. R0203

At least one of REF02 or REF03 is required.

Loop: 2330E — OTHER PAYER SERVICE FACILITY LOCATION**Segment Repeat:** 3**Usage:** REQUIRED**TR3 Example:** REF*G2*12345~

DIAGRAM



ELEMENT DETAIL

USAGE	REF. DES.	DATA ELEMENT	NAME	ATTRIBUTES												
REQUIRED	REF01	128	Reference Identification Qualifier Code qualifying the Reference Identification	M 1	ID	2/3										
			<table><thead><tr><th>CODE</th><th>DEFINITION</th></tr></thead><tbody><tr><td>0B</td><td>State License Number</td></tr><tr><td>G2</td><td>Provider Commercial Number</td></tr><tr><td></td><td>This code designates a proprietary provider number for the non-destination payer identified in the Other Payer Name Loop ID-2330B for this iteration of Loop ID-2320. This is true regardless of whether that payer is Medicare, Medicaid, a Blue Cross Blue Shield plan, a commercial plan, or any other health plan.</td></tr><tr><td>LU</td><td>Location Number</td></tr></tbody></table>	CODE	DEFINITION	0B	State License Number	G2	Provider Commercial Number		This code designates a proprietary provider number for the non-destination payer identified in the Other Payer Name Loop ID-2330B for this iteration of Loop ID-2320. This is true regardless of whether that payer is Medicare, Medicaid, a Blue Cross Blue Shield plan, a commercial plan, or any other health plan.	LU	Location Number			
CODE	DEFINITION															
0B	State License Number															
G2	Provider Commercial Number															
	This code designates a proprietary provider number for the non-destination payer identified in the Other Payer Name Loop ID-2330B for this iteration of Loop ID-2320. This is true regardless of whether that payer is Medicare, Medicaid, a Blue Cross Blue Shield plan, a commercial plan, or any other health plan.															
LU	Location Number															
REQUIRED	REF02	127	Reference Identification Reference information as defined for a particular Transaction Set or as specified by the Reference Identification Qualifier SYNTAX: R0203 IMPLEMENTATION NAME: Other Payer Service Facility Location Secondary Identifier	X 1	AN	1/50										
NOT USED	REF03	352	Description	X 1	AN	1/80										
NOT USED	REF04	C040	REFERENCE IDENTIFIER	O 1												

SEGMENT DETAIL

NM1 - OTHER PAYER SUPERVISING PROVIDER**X12 Segment Name:** Individual or Organizational Name**X12 Purpose:** To supply the full name of an individual or organizational entity**X12 Set Notes:** 1. Segments NM1-N4 contain name and address information of the insurance carriers referenced in loop 2320.

X12 Syntax:

- P0809**
If either NM108 or NM109 is present, then the other is required.
- C1110**
If NM111 is present, then NM110 is required.
- C1203**
If NM112 is present, then NM103 is required.

Loop: 2330F — OTHER PAYER SUPERVISING PROVIDER **Loop Repeat:** 1**Segment Repeat:** 1**Usage:** SITUATIONAL

Situational Rule: Required prior to the mandated implementation of the HIPAA National Provider Identifier (NPI) rule when the provider in the corresponding Loop ID-2310 is sent and one or more additional payer-specific provider identification numbers are required by this non-destination payer (Loop ID-2330B) to identify the provider.

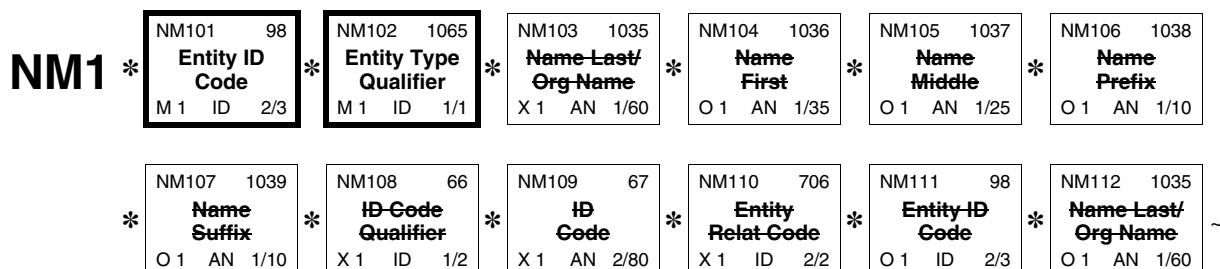
OR

Required after the mandated implementation of the NPI rule for providers who are not Health Care Providers when the provider is sent in the corresponding Loop ID-2310 and one or more additional payer-specific provider identification numbers are required by this non-destination payer (Loop ID-2330B) to identify the provider.

If not required by this implementation guide, do not send.

TR3 Notes: 1. See Crosswalking COB Data Elements section for more information on handling COB in the 837.**TR3 Example:** NM1*DQ*1~

DIAGRAM



ELEMENT DETAIL

USAGE	REF. DES.	DATA ELEMENT	NAME	ATTRIBUTES						
REQUIRED	NM101	98	Entity Identifier Code Code identifying an organizational entity, a physical location, property or an individual	M 1	ID	2/3				
			<table><tr><th>CODE</th><th>DEFINITION</th></tr><tr><td>DQ</td><td>Supervising Physician</td></tr></table>	CODE	DEFINITION	DQ	Supervising Physician			
CODE	DEFINITION									
DQ	Supervising Physician									
REQUIRED	NM102	1065	Entity Type Qualifier Code qualifying the type of entity SEMANTIC: NM102 qualifies NM103.	M 1	ID	1/1				
			<table><tr><th>CODE</th><th>DEFINITION</th></tr><tr><td>1</td><td>Person</td></tr></table>	CODE	DEFINITION	1	Person			
CODE	DEFINITION									
1	Person									
NOT USED	NM103	1035	Name Last or Organization Name	X 1	AN	1/60				
NOT USED	NM104	1036	Name First	O 1	AN	1/35				
NOT USED	NM105	1037	Name Middle	O 1	AN	1/25				
NOT USED	NM106	1038	Name Prefix	O 1	AN	1/10				
NOT USED	NM107	1039	Name Suffix	O 1	AN	1/10				
NOT USED	NM108	66	Identification Code Qualifier	X 1	ID	1/2				
NOT USED	NM109	67	Identification Code	X 1	AN	2/80				
NOT USED	NM110	706	Entity Relationship Code	X 1	ID	2/2				
NOT USED	NM111	98	Entity Identifier Code	O 1	ID	2/3				
NOT USED	NM112	1035	Name Last or Organization Name	O 1	AN	1/60				

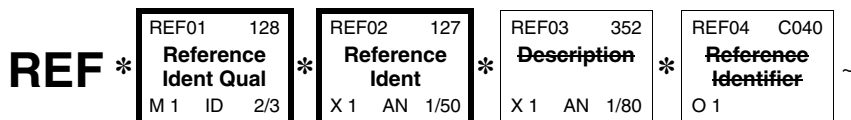
SEGMENT DETAIL

REF - OTHER PAYER SUPERVISING
PROVIDER SECONDARY IDENTIFICATION**X12 Segment Name:** Reference Information**X12 Purpose:** To specify identifying information**X12 Syntax:** 1. R0203

At least one of REF02 or REF03 is required.

Loop: 2330F — OTHER PAYER SUPERVISING PROVIDER**Segment Repeat:** 3**Usage:** REQUIRED**TR3 Example:** REF*G2*12345~

DIAGRAM



ELEMENT DETAIL

USAGE	REF. DES.	DATA ELEMENT	NAME	ATTRIBUTES
REQUIRED	REF01	128	Reference Identification Qualifier Code qualifying the Reference Identification	M 1 ID 2/3
			CODE	DEFINITION
			0B	State License Number
			1G	Provider UPIN Number
				UPINs must be formatted as either X99999 or XXX999.
			G2	Provider Commercial Number
				This code designates a proprietary provider number for the non-destination payer identified in the Other Payer Name Loop ID-2330B for this iteration of Loop ID-2320. This is true regardless of whether that payer is Medicare, Medicaid, a Blue Cross Blue Shield plan, a commercial plan, or any other health plan.
			LU	Location Number
REQUIRED	REF02	127	Reference Identification Reference information as defined for a particular Transaction Set or as specified by the Reference Identification Qualifier	X 1 AN 1/50
			SYNTAX: R0203	
			IMPLEMENTATION NAME: Other Payer Supervising Provider Identifier	
NOT USED	REF03	352	Description	X 1 AN 1/80

NOT USED	REF04	C040	REFERENCE IDENTIFIER	O 1
----------	-------	------	----------------------	-----

SEGMENT DETAIL

NM1 - OTHER PAYER BILLING PROVIDER

X12 Segment Name: Individual or Organizational Name

X12 Purpose: To supply the full name of an individual or organizational entity

X12 Set Notes: 1. Segments NM1-N4 contain name and address information of the insurance carriers referenced in loop 2320.

X12 Syntax: 1. **P0809**
If either NM108 or NM109 is present, then the other is required.

2. **C1110**
If NM111 is present, then NM110 is required.

3. **C1203**
If NM112 is present, then NM103 is required.

Loop: 2330G — OTHER PAYER BILLING PROVIDER **Loop Repeat:** 1

Segment Repeat: 1

Usage: SITUATIONAL

Situational Rule: Required prior to the mandated implementation of the HIPAA National Provider Identifier (NPI) rule when the provider in the corresponding Loop ID-2310 is sent and one or more additional payer-specific provider identification numbers are required by this non-destination payer (Loop ID-2330B) to identify the provider.

OR

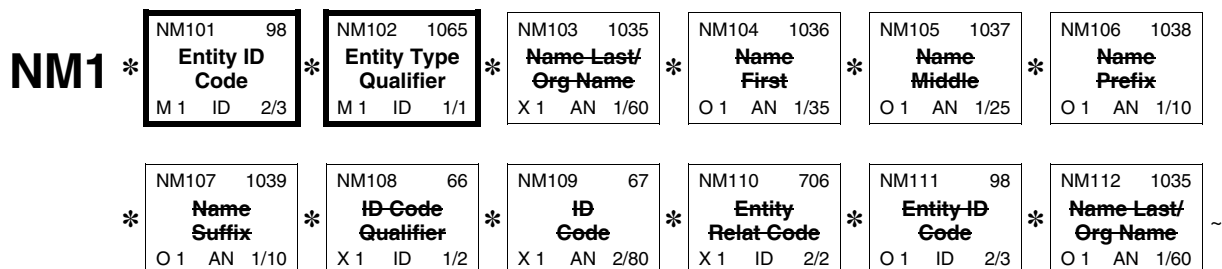
Required after the mandated implementation of the NPI rule for providers who are not Health Care Providers when the provider is sent in the corresponding Loop ID-2310 and one or more additional payer-specific provider identification numbers are required by this non-destination payer (Loop ID-2330B) to identify the provider.

If not required by this implementation guide, do not send.

TR3 Notes: 1. See Crosswalking COB Data Elements section for more information on handling COB in the 837.

TR3 Example: NM1*85*2~

DIAGRAM



ELEMENT DETAIL

USAGE	REF. DES.	DATA ELEMENT	NAME	ATTRIBUTES								
REQUIRED	NM101	98	Entity Identifier Code Code identifying an organizational entity, a physical location, property or an individual	M 1	ID	2/3						
			<table><tr><th>CODE</th><th>DEFINITION</th></tr><tr><td>85</td><td>Billing Provider</td></tr></table>	CODE	DEFINITION	85	Billing Provider					
CODE	DEFINITION											
85	Billing Provider											
REQUIRED	NM102	1065	Entity Type Qualifier Code qualifying the type of entity SEMANTIC: NM102 qualifies NM103.	M 1	ID	1/1						
			<table><tr><th>CODE</th><th>DEFINITION</th></tr><tr><td>1</td><td>Person</td></tr><tr><td>2</td><td>Non-Person Entity</td></tr></table>	CODE	DEFINITION	1	Person	2	Non-Person Entity			
CODE	DEFINITION											
1	Person											
2	Non-Person Entity											
NOT USED	NM103	1035	Name Last or Organization Name	X 1	AN	1/60						
NOT USED	NM104	1036	Name First	O 1	AN	1/35						
NOT USED	NM105	1037	Name Middle	O 1	AN	1/25						
NOT USED	NM106	1038	Name Prefix	O 1	AN	1/10						
NOT USED	NM107	1039	Name Suffix	O 1	AN	1/10						
NOT USED	NM108	66	Identification Code Qualifier	X 1	ID	1/2						
NOT USED	NM109	67	Identification Code	X 1	AN	2/80						
NOT USED	NM110	706	Entity Relationship Code	X 1	ID	2/2						
NOT USED	NM111	98	Entity Identifier Code	O 1	ID	2/3						
NOT USED	NM112	1035	Name Last or Organization Name	O 1	AN	1/60						

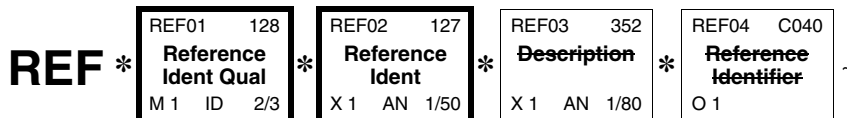
SEGMENT DETAIL

**REF - OTHER PAYER BILLING PROVIDER
SECONDARY IDENTIFICATION****X12 Segment Name:** Reference Information**X12 Purpose:** To specify identifying information**X12 Syntax:** 1. R0203

At least one of REF02 or REF03 is required.

Loop: 2330G — OTHER PAYER BILLING PROVIDER**Segment Repeat:** 2**Usage:** REQUIRED**TR3 Notes:** 1. See Crosswalking COB Data Elements section for more information on handling COB in the 837.**TR3 Example:** REF*G2*12345~

DIAGRAM



ELEMENT DETAIL

USAGE	REF. DES.	DATA ELEMENT	NAME	ATTRIBUTES
REQUIRED	REF01	128	Reference Identification Qualifier Code qualifying the Reference Identification	M 1 ID 2/3
			CODE	DEFINITION
			G2	Provider Commercial Number This code designates a proprietary provider number for the non-destination payer identified in the Other Payer Name Loop ID-2330B for this iteration of Loop ID-2320. This is true regardless of whether that payer is Medicare, Medicaid, a Blue Cross Blue Shield plan, a commercial plan, or any other health plan.
			LU	Location Number
REQUIRED	REF02	127	Reference Identification Reference information as defined for a particular Transaction Set or as specified by the Reference Identification Qualifier	X 1 AN 1/50
			SYNTAX: R0203	
			IMPLEMENTATION NAME: Other Payer Billing Provider Identifier	
NOT USED	REF03	352	Description	X 1 AN 1/80
NOT USED	REF04	C040	REFERENCE IDENTIFIER	O 1

SEGMENT DETAIL

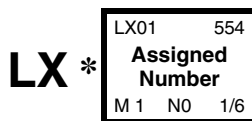
LX - SERVICE LINE NUMBER**X12 Segment Name:** Transaction Set Line Number**X12 Purpose:** To reference a line number in a transaction set**X12 Set Notes:** 1. Loop 2400 contains Service Line information.**Loop:** 2400 — SERVICE LINE NUMBER **Loop Repeat:** 50**Segment Repeat:** 1**Usage:** REQUIRED**TR3 Notes:** 1. The LX functions as a line counter.

2. The Service Line LX segment must begin with one and is incremented by one for each additional service line of a claim.

3. LX01 is used to indicate bundling in SVD06 in the Line Item Adjudication loop. See Section 1.4.1.2 for more information on bundling and unbundling.

TR3 Example: LX*1~

DIAGRAM



ELEMENT DETAIL

USAGE	REF. DES.	DATA ELEMENT	NAME	ATTRIBUTES		
REQUIRED	LX01	554	Assigned Number Number assigned for differentiation within a transaction set	M 1	NO	1/6

SEGMENT DETAIL

SV1 - PROFESSIONAL SERVICE

X12 Segment Name: Professional Service

X12 Purpose: To specify the service line item detail for a health care professional

X12 Syntax: 1. P0304

If either SV103 or SV104 is present, then the other is required.


Loop: 2400 — SERVICE LINE NUMBER

Segment Repeat: 1

Usage: REQUIRED

TR3 Example: SV1*HC:99211:25*12.25*UN*1*11**1:2:3**Y~

DIAGRAM



ELEMENT DETAIL

USAGE	REF. DES.	DATA ELEMENT	NAME	ATTRIBUTES
REQUIRED	SV101	C003	COMPOSITE MEDICAL PROCEDURE IDENTIFIER	M 1
To identify a medical procedure by its standardized codes and applicable modifiers				

REQUIRED	SV101-01	235	Product/Service ID Qualifier	M	ID	2/2
----------	----------	-----	-------------------------------------	---	----	-----

Code identifying the type/source of the descriptive number used in Product/Service ID (234)

SEMANTIC:

C003-01 qualifies C003-02 and C003-08.

IMPLEMENTATION NAME: **Product or Service ID Qualifier**

The NDC number is used for reporting prescribed drugs and biologics when required by government regulation, or as deemed by the provider to enhance claim reporting or adjudication processes. The NDC number is reported in the LIN segment of Loop ID-2410 only.

CODE	DEFINITION
ER	Jurisdiction Specific Procedure and Supply Codes This code set is not allowed for use under HIPAA at the time of this writing. The qualifier can only be used: If a new rule names the Jurisdiction Specific Procedure and Supply Codes as an allowable code set under HIPAA, OR The Secretary grants an exception to use the code set as a pilot project as allowed under the law, OR For claims which are not covered under HIPAA. CODE SOURCE 576: Workers Compensation Specific Procedure and Supply Codes
HC	Health Care Financing Administration Common Procedural Coding System (HCPCS) Codes Because the AMA's CPT codes are also level 1 HCPCS codes, they are reported under HC. CODE SOURCE 130: Healthcare Common Procedure Coding System
IV	Home Infusion EDI Coalition (HIEC) Product/Service Code This code set is not allowed for use under HIPAA at the time of this writing. The qualifier can only be used: If a new rule names the Home Infusion EDI Coalition (HIEC) Product/Service Codes as an allowable code set under HIPAA, OR The Secretary grants an exception to use the code set as a pilot project as allowed under the law, OR For claims which are not covered under HIPAA. CODE SOURCE 513: Home Infusion EDI Coalition (HIEC) Product/Service Code List

		WK	Advanced Billing Concepts (ABC) Codes			
			<p>At the time of this writing, this code set has been approved by the Secretary of HHS as a pilot project allowed under HIPAA law.</p> <p>The qualifier may only be used in transactions covered under HIPAA;</p> <p>By parties registered in the pilot project and their trading partners,</p> <p>OR</p> <p>If a new rule names the Complementary, Alternative, or Holistic Procedure Codes as an allowable code set under HIPAA,</p> <p>OR</p> <p>For claims which are not covered under HIPAA.</p>			
			CODE SOURCE 843: Advanced Billing Concepts (ABC) Codes			
REQUIRED	SV101-02	234	Product/Service ID	M	AN	1/48
			Identifying number for a product or service			
			<p>SEMANTIC:</p> <p>If C003-08 is used, then C003-02 represents the beginning value in the range in which the code occurs.</p>			
			IMPLEMENTATION NAME: Procedure Code			
SITUATIONAL	SV101-03	1339	Procedure Modifier	O	AN	2/2
			This identifies special circumstances related to the performance of the service, as defined by trading partners			
			<p>SEMANTIC:</p> <p>C003-03 modifies the value in C003-02 and C003-08.</p>			
			<p>SITUATIONAL RULE: <i>Required when a modifier clarifies or improves the reporting accuracy of the associated procedure code. This is the first procedure code modifier. If not required by this implementation guide, do not send.</i></p>			
SITUATIONAL	SV101-04	1339	Procedure Modifier	O	AN	2/2
			This identifies special circumstances related to the performance of the service, as defined by trading partners			
			<p>SEMANTIC:</p> <p>C003-04 modifies the value in C003-02 and C003-08.</p>			
			<p>SITUATIONAL RULE: <i>Required when a second modifier clarifies or improves the reporting accuracy of the associated procedure code. If not required by this implementation guide, do not send.</i></p>			
SITUATIONAL	SV101-05	1339	Procedure Modifier	O	AN	2/2
			This identifies special circumstances related to the performance of the service, as defined by trading partners			
			<p>SEMANTIC:</p> <p>C003-05 modifies the value in C003-02 and C003-08.</p>			
			<p>SITUATIONAL RULE: <i>Required when a third modifier clarifies or improves the reporting accuracy of the associated procedure code. If not required by this implementation guide, do not send.</i></p>			

SITUATIONAL	SV101-06	1339	Procedure Modifier	O	AN	2/2
			This identifies special circumstances related to the performance of the service, as defined by trading partners			
			SEMANTIC: C003-06 modifies the value in C003-02 and C003-08.			
			SITUATIONAL RULE: <i>Required when a fourth modifier clarifies or improves the reporting accuracy of the associated procedure code. If not required by this implementation guide, do not send.</i>			
SITUATIONAL	SV101-07	352	Description	O	AN	1/80
			A free-form description to clarify the related data elements and their content			
			SEMANTIC: C003-07 is the description of the procedure identified in C003-02.			
			SITUATIONAL RULE: <i>Required when, in the judgment of the submitter, the Procedure Code does not definitively describe the service/product/supply and loop 2410 is not used.</i>			
			OR			
			<i>Required when SV101-2 is a non-specific Procedure Code. Non-specific codes may include in their descriptors terms such as: Not Otherwise Classified (NOC); Unlisted; Unspecified; Unclassified; Other; Miscellaneous; Prescription Drug, Generic; or Prescription Drug, Brand Name.</i>			
			<i>If not required by this implementation guide, do not send.</i>			
NOT USED	SV101-08	234	Product/Service ID	O	AN	1/48
REQUIRED	SV102	782	Monetary Amount	O	1	1/18
			Monetary amount		R	
			SEMANTIC: SV102 is the submitted service line item amount.			
			IMPLEMENTATION NAME: Line Item Charge Amount			
			This is the total charge amount for this service line. The amount is inclusive of the provider's base charge and any applicable tax and/or postage claimed amounts reported within this line's AMT segments.			
			Zero "0" is an acceptable value for this element.			

REQUIRED	SV103	355	Unit or Basis for Measurement Code		X 1	ID	2/2
Code specifying the units in which a value is being expressed, or manner in which a measurement has been taken							
SYNTAX: P0304							
			CODE	DEFINITION			
			MJ	Minutes			
				Required for Anesthesia claims.			
				Anesthesia time is counted from the moment that the practitioner, having completed the preoperative evaluation, starts an intravenous line, places monitors, administers pre-anesthesia sedation, or otherwise physically begins to prepare the patient for anesthesia. Time continues throughout the case and while the practitioner accompanies the patient to the post-anesthesia recovery unit (PACU). Time stops when the practitioner releases the patient to the care of PACU personnel.			
			UN	Unit			
REQUIRED	SV104	380	Quantity		X 1	R	1/15
Numeric value of quantity							
SYNTAX: P0304							
IMPLEMENTATION NAME: Service Unit Count							
Note: When a decimal is needed to report units, include it in this element, for example, "15.6".							
The maximum length for this field is 8 digits excluding the decimal. When a decimal is used, the maximum number of digits allowed to the right of the decimal is three.							
SITUATIONAL	SV105	1331	Facility Code Value		O 1	AN	1/2
Code identifying where services were, or may be, performed; the first and second positions of the Uniform Bill Type Code for Institutional Services or the Place of Service Codes for Professional or Dental Services.							
SEMANTIC: SV105 is the place of service.							
SITUATIONAL RULE: Required when value is different than value carried in CLM05-1 in Loop ID-2300. If not required by this implementation guide, do not send.							
IMPLEMENTATION NAME: Place of Service Code							
See CODE SOURCE 237: Place of Service Codes for Professional Claims							
NOT USED	SV106	1365	Service Type Code		O 1	ID	1/2

REQUIRED	SV107	C004	COMPOSITE DIAGNOSIS CODE POINTER	O 1	
			To identify one or more diagnosis code pointers		
REQUIRED	SV107-01	1328	Diagnosis Code Pointer	M NO 1/2	
			A pointer to the diagnosis code in the order of importance to this service		
			SEMANTIC: C004-01 identifies the primary diagnosis code for this service line.		
			This first pointer designates the primary diagnosis for this service line. Remaining diagnosis pointers indicate declining level of importance to service line. Acceptable values are 1 through 12, and correspond to Composite Data Elements 01 through 12 in the Health Care Diagnosis Code HI segment in the Claim Loop ID-2300.		
SITUATIONAL	SV107-02	1328	Diagnosis Code Pointer	O NO 1/2	
			A pointer to the diagnosis code in the order of importance to this service		
			SEMANTIC: C004-02 identifies the second diagnosis code for this service line.		
			SITUATIONAL RULE: <i>Required when it is necessary to point to a second diagnosis related to this service line. Acceptable values are the same as SV107-1. If not required by this implementation guide, do not send.</i>		
SITUATIONAL	SV107-03	1328	Diagnosis Code Pointer	O NO 1/2	
			A pointer to the diagnosis code in the order of importance to this service		
			SEMANTIC: C004-03 identifies the third diagnosis code for this service line.		
			SITUATIONAL RULE: <i>Required when it is necessary to point to a third diagnosis related to this service line. Acceptable values are the same as SV107-1. If not required by this implementation guide, do not send.</i>		
SITUATIONAL	SV107-04	1328	Diagnosis Code Pointer	O NO 1/2	
			A pointer to the diagnosis code in the order of importance to this service		
			SEMANTIC: C004-04 identifies the fourth diagnosis code for this service line.		
			SITUATIONAL RULE: <i>Required when it is necessary to point to a fourth diagnosis related to this service line. Acceptable values are the same as SV107-1. If not required by this implementation guide, do not send.</i>		
NOT USED	SV108	782	Monetary Amount	O 1 R 1/18	

SITUATIONAL	SV109	1073	Yes/No Condition or Response Code Code indicating a Yes or No condition or response SEMANTIC: SV109 is the emergency-related indicator; a “Y” value indicates service provided was emergency related; an “N” value indicates service provided was not emergency related. SITUATIONAL RULE: <i>Required when the service is known to be an emergency by the provider. If not required by this implementation guide, do not send.</i> IMPLEMENTATION NAME: Emergency Indicator For this implementation, the listed value takes precedence over the semantic note. Emergency definition: The patient requires immediate medical intervention as a result of severe, life threatening, or potentially disabling conditions.	O 1	ID	1/1
NOT USED	SV110	1340	Multiple Procedure Code Y Yes	O 1	ID	1/2
SITUATIONAL	SV111	1073	Yes/No Condition or Response Code Code indicating a Yes or No condition or response SEMANTIC: SV111 is early and periodic screen for diagnosis and treatment of children (EPSDT) involvement; a “Y” value indicates EPSDT involvement; an “N” value indicates no EPSDT involvement. SITUATIONAL RULE: <i>Required when Medicaid services are the result of a screening referral. If not required by this implementation guide, do not send.</i> IMPLEMENTATION NAME: EPSDT Indicator For this implementation, the listed value takes precedence over the semantic note. When this element is used, this service is not the screening service.	O 1	ID	1/1
SITUATIONAL	SV112	1073	Yes/No Condition or Response Code Code indicating a Yes or No condition or response SEMANTIC: SV112 is the family planning involvement indicator. A “Y” value indicates family planning services involvement; an “N” value indicates no family planning services involvement. SITUATIONAL RULE: <i>Required when applicable for Medicaid claims. If not required by this implementation guide, do not send.</i> IMPLEMENTATION NAME: Family Planning Indicator For this implementation, the listed value takes precedence over the semantic note.	O 1	ID	1/1
NOT USED	SV113	1364	Review Code Y Yes	O 1	ID	1/2

NOT USED	SV114	1341	National or Local Assigned Review Value	O 1	AN	1/2				
SITUATIONAL	SV115	1327	Copay Status Code Code indicating whether or not co-payment requirements were met on a line by line basis	O 1	ID	1/1				
SITUATIONAL RULE: <i>Required when patient is exempt from co-pay. If not required by this implementation guide, do not send.</i>										
IMPLEMENTATION NAME: Co-Pay Status Code										
<table><tr><th>CODE</th><th>DEFINITION</th></tr><tr><td>0</td><td>Copay exempt</td></tr></table>							CODE	DEFINITION	0	Copay exempt
CODE	DEFINITION									
0	Copay exempt									
NOT USED	SV116	1334	Health Care Professional Shortage Area Code	O 1	ID	1/1				
NOT USED	SV117	127	Reference Identification	O 1	AN	1/50				
NOT USED	SV118	116	Postal Code	O 1	ID	3/15				
NOT USED	SV119	782	Monetary Amount	O 1	R	1/18				
NOT USED	SV120	1337	Level of Care Code	O 1	ID	1/1				
NOT USED	SV121	1360	Provider Agreement Code	O 1	ID	1/1				

SEGMENT DETAIL

SV5 - DURABLE MEDICAL EQUIPMENT SERVICE

X12 Segment Name: Durable Medical Equipment Service

X12 Purpose: To specify the claim service detail for durable medical equipment

X12 Syntax: 1. R0405

At least one of SV504 or SV505 is required.

2. C0604

If SV506 is present, then SV504 is required.

Loop: 2400 — SERVICE LINE NUMBER

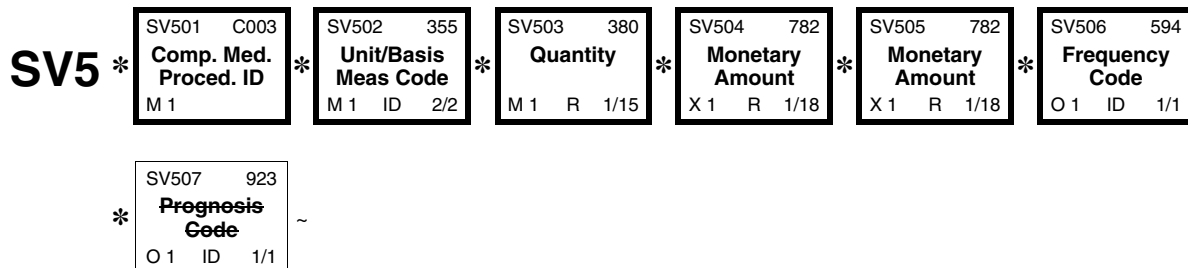
Segment Repeat: 1

Usage: SITUATIONAL

Situational Rule: Required when necessary to report both the rental and purchase price information for durable medical equipment. This is not used for claims where the provider is reporting only the rental price or only the purchase price. If not required by this implementation guide, do not send.

TR3 Example: SV5*HC:A4631*DA*30*50*5000*4~

DIAGRAM



ELEMENT DETAIL

USAGE	REF. DES.	DATA ELEMENT	NAME	ATTRIBUTES
REQUIRED	SV501	C003	COMPOSITE MEDICAL PROCEDURE IDENTIFIER	M 1
			To identify a medical procedure by its standardized codes and applicable modifiers	
REQUIRED	SV501-01	235	Product/Service ID Qualifier	M ID 2/2
			Code identifying the type/source of the descriptive number used in Product/Service ID (234)	
			SEMANTIC: C003-01 qualifies C003-02 and C003-08.	
			IMPLEMENTATION NAME: Procedure Identifier	

			CODE	DEFINITION			
			HC	Health Care Financing Administration Common Procedural Coding System (HCPCS) Codes			
			Because the AMA's CPT codes are also level 1 HCPCS codes, they are reported under HC.				
			CODE SOURCE 130: Healthcare Common Procedure Coding System				
REQUIRED	SV501-02		234	Product/Service ID Identifying number for a product or service	M	AN	1/48
			SEMANTIC: If C003-08 is used, then C003-02 represents the beginning value in the range in which the code occurs.				
			IMPLEMENTATION NAME: Procedure Code				
			This value must be the same as that reported in SV101-2.				
NOT USED	SV501-03		1339	Procedure Modifier	O	AN	2/2
NOT USED	SV501-04		1339	Procedure Modifier	O	AN	2/2
NOT USED	SV501-05		1339	Procedure Modifier	O	AN	2/2
NOT USED	SV501-06		1339	Procedure Modifier	O	AN	2/2
NOT USED	SV501-07		352	Description	O	AN	1/80
NOT USED	SV501-08		234	Product/Service ID	O	AN	1/48
REQUIRED	SV502	355		Unit or Basis for Measurement Code Code specifying the units in which a value is being expressed, or manner in which a measurement has been taken	M 1	ID	2/2
			CODE	DEFINITION			
			DA	Days			
REQUIRED	SV503	380		Quantity Numeric value of quantity	M 1	R	1/15
			SEMANTIC: SV503 is the length of medical treatment required.				
			IMPLEMENTATION NAME: Length of Medical Necessity				
REQUIRED	SV504	782		Monetary Amount Monetary amount	X 1	R	1/18
			SYNTAX: R0405, C0604				
			SEMANTIC: SV504 is the rental price.				
			IMPLEMENTATION NAME: DME Rental Price				
REQUIRED	SV505	782		Monetary Amount Monetary amount	X 1	R	1/18
			SYNTAX: R0405				
			SEMANTIC: SV505 is the purchase price.				
			IMPLEMENTATION NAME: DME Purchase Price				

REQUIRED	SV506	594	Frequency Code	O 1	ID	1/1
-----------------	--------------	------------	-----------------------	------------	-----------	------------

Code indicating frequency or type of activities or actions being reported

SYNTAX: C0604

SEMANTIC: SV506 is the frequency at which the rental equipment is billed.

IMPLEMENTATION NAME: **Rental Unit Price Indicator**

CODE	DEFINITION
1	Weekly
4	Monthly
6	Daily

NOT USED	SV507	923	Prognosis Code	O 1	ID	1/1
-----------------	--------------	------------	-----------------------	------------	-----------	------------

SEGMENT DETAIL

PWK - LINE SUPPLEMENTAL INFORMATION**X12 Segment Name:** Paperwork**X12 Purpose:** To identify the type or transmission or both of paperwork or supporting information**X12 Syntax:** 1. P0506

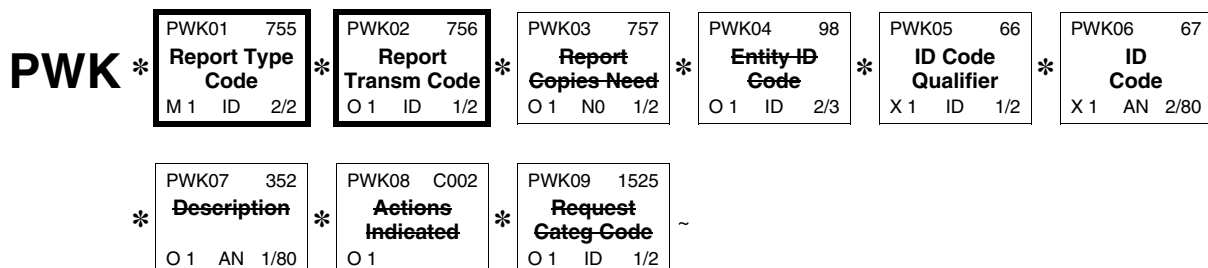
If either PWK05 or PWK06 is present, then the other is required.

Loop: 2400 — SERVICE LINE NUMBER**Segment Repeat:** 10**Usage:** SITUATIONAL

Situational Rule: Required when there is a paper attachment following this claim.
OR
Required when attachments are sent electronically (PWK02 = EL) but are transmitted in another functional group (for example, 275) rather than by paper. PWK06 is then used to identify the attached electronic documentation. The number in PWK06 is carried in the TRN of the electronic attachment.
OR
Required when the provider deems it necessary to identify additional information that is being held at the provider's office and is available upon request by the payer (or appropriate entity), but the information is not being submitted with the claim. Use the value of "AA" in PWK02 to convey this specific use of the PWK segment.
If not required by this implementation guide, do not send.

TR3 Example: PWK*OZ*BM***AC*DMN0012~

DIAGRAM



ELEMENT DETAIL

USAGE	REF. DES.	DATA ELEMENT	NAME	ATTRIBUTES
REQUIRED	PWK01	755	Report Type Code Code indicating the title or contents of a document, report or supporting item	M 1 ID 2/2
IMPLEMENTATION NAME: Attachment Report Type Code				
			CODE	DEFINITION
			03	Report Justifying Treatment Beyond Utilization Guidelines
			04	Drugs Administered
			05	Treatment Diagnosis
			06	Initial Assessment
			07	Functional Goals
			08	Plan of Treatment
			09	Progress Report
			10	Continued Treatment
			11	Chemical Analysis
			13	Certified Test Report
			15	Justification for Admission
			21	Recovery Plan
			A3	Allergies/Sensitivities Document
			A4	Autopsy Report
			AM	Ambulance Certification
			AS	Admission Summary
			B2	Prescription
			B3	Physician Order
			B4	Referral Form
			BR	Benchmark Testing Results
			BS	Baseline
			BT	Blanket Test Results
			CB	Chiropractic Justification
			CK	Consent Form(s)
			CT	Certification
			D2	Drug Profile Document
			DA	Dental Models
			DB	Durable Medical Equipment Prescription
			DG	Diagnostic Report
			DJ	Discharge Monitoring Report
			DS	Discharge Summary
			EB	Explanation of Benefits (Coordination of Benefits or Medicare Secondary Payor)
			HC	Health Certificate
			HR	Health Clinic Records
			I5	Immunization Record

IR	State School Immunization Records
LA	Laboratory Results
M1	Medical Record Attachment
MT	Models
NN	Nursing Notes
OB	Operative Note
OC	Oxygen Content Averaging Report
OD	Orders and Treatments Document
OE	Objective Physical Examination (including vital signs) Document
OX	Oxygen Therapy Certification
OZ	Support Data for Claim
P4	Pathology Report
P5	Patient Medical History Document
PE	Parenteral or Enteral Certification
PN	Physical Therapy Notes
PO	Prosthetics or Orthotic Certification
PQ	Paramedical Results
PY	Physician's Report
PZ	Physical Therapy Certification
RB	Radiology Films
RR	Radiology Reports
RT	Report of Tests and Analysis Report
RX	Renewable Oxygen Content Averaging Report
SG	Symptoms Document
V5	Death Notification
XP	Photographs

REQUIRED

PWK02

756

Report Transmission Code

O 1 ID 1/2

Code defining timing, transmission method or format by which reports are to be sent

IMPLEMENTATION NAME: Attachment Transmission Code

Required when the actual attachment is maintained by an attachment warehouse or similar vendor.

CODE	DEFINITION
AA	Available on Request at Provider Site
	This means that the additional information is not being sent with the claim at this time. Instead, it is available to the payer (or appropriate entity) at their request.
BM	By Mail
EL	Electronically Only
	Indicates that the attachment is being transmitted in a separate X12 functional group.
EM	E-Mail
FT	File Transfer

			FX	By Fax			
NOT USED	PWK03	757	Report Copies Needed		O 1	NO	1/2
NOT USED	PWK04	98	Entity Identifier Code		O 1	ID	2/3
SITUATIONAL	PWK05	66	Identification Code Qualifier		X 1	ID	1/2
Code designating the system/method of code structure used for Identification Code (67)							
SYNTAX: P0506							
COMMENT: PWK05 and PWK06 may be used to identify the addressee by a code number.							
SITUATIONAL RULE: <i>Required when PWK02 = "BM", "EL", "EM", "FX" or "FT". If not required by this implementation guide, do not send.</i>							
			CODE	DEFINITION			
			AC	Attachment Control Number			
SITUATIONAL	PWK06	67	Identification Code		X 1	AN	2/80
Code identifying a party or other code							
SYNTAX: P0506							
SITUATIONAL RULE: <i>Required when PWK02 = "BM", "EL", "EM", "FX" or "FT". If not required by this implementation guide, do not send.</i>							
IMPLEMENTATION NAME: Attachment Control Number							
PWK06 is used to identify the attached electronic documentation. The number in PWK06 is carried in the TRN of the electronic attachment.							
For the purpose of this implementation, the maximum field length is 50.							
NOT USED	PWK07	352	Description		O 1	AN	1/80
NOT USED	PWK08	C002	ACTIONS INDICATED		O 1		
NOT USED	PWK09	1525	Request Category Code		O 1	ID	1/2

SEGMENT DETAIL

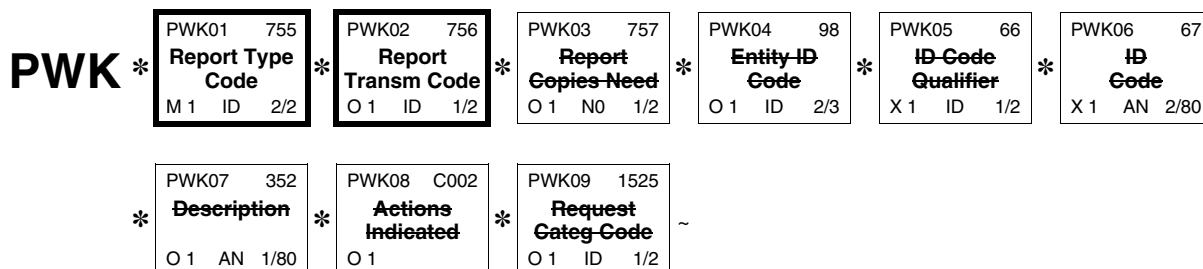
PWK - DURABLE MEDICAL EQUIPMENT CERTIFICATE OF MEDICAL NECESSITY INDICATOR

X12 Segment Name: Paperwork**X12 Purpose:** To identify the type or transmission or both of paperwork or supporting information**X12 Syntax:** 1. P0506

If either PWK05 or PWK06 is present, then the other is required.

Loop: 2400 — SERVICE LINE NUMBER**Segment Repeat:** 1**Usage:** SITUATIONAL**Situational Rule:** Required on claims that include a Durable Medical Equipment Regional Carrier (DMERC) Certificate of Medical Necessity (CMN). If not required by this implementation guide, do not send.**TR3 Example:** PWK*CT*AB~

DIAGRAM



ELEMENT DETAIL

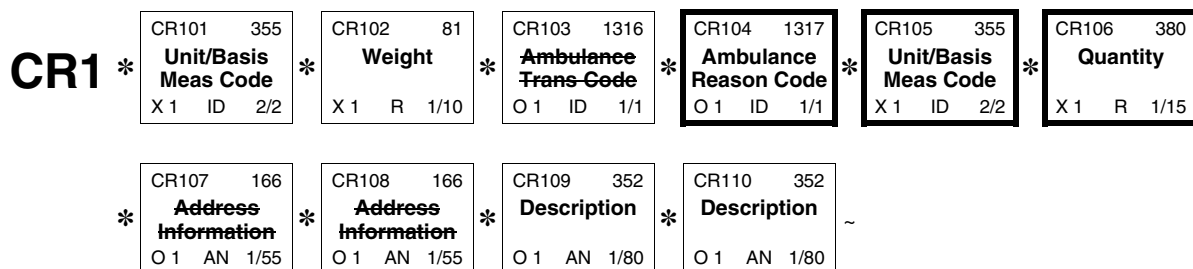
USAGE	REF. DES.	DATA ELEMENT	NAME	ATTRIBUTES
REQUIRED	PWK01	755	Report Type Code Code indicating the title or contents of a document, report or supporting item	M 1 ID 2/2
IMPLEMENTATION NAME: Attachment Report Type Code				
		CODE	DEFINITION	
		CT	Certification	

REQUIRED	PWK02	756	Report Transmission Code Code defining timing, transmission method or format by which reports are to be sent	O 1	ID	1/2
IMPLEMENTATION NAME: Attachment Transmission Code						
Required when the actual attachment is maintained by an attachment warehouse or similar vendor.						
		CODE	DEFINITION			
		AB	Previously Submitted to Payer			
		AD	Certification Included in this Claim			
		AF	Narrative Segment Included in this Claim			
		AG	No Documentation is Required			
		NS	Not Specified	NS = Paperwork is available on request at the provider's site. This means that the paperwork is not being sent with the claim at this time. Instead, it is available to the payer (or appropriate entity) at their request.		
NOT USED	PWK03	757	Report Copies Needed	O 1	N0	1/2
NOT USED	PWK04	98	Entity Identifier Code	O 1	ID	2/3
NOT USED	PWK05	66	Identification Code Qualifier	X 1	ID	1/2
NOT USED	PWK06	67	Identification Code	X 1	AN	2/80
NOT USED	PWK07	352	Description	O 1	AN	1/80
NOT USED	PWK08	C002	ACTIONS INDICATED	O 1		
NOT USED	PWK09	1525	Request Category Code	O 1	ID	1/2

SEGMENT DETAIL

**CR1 - AMBULANCE TRANSPORT
INFORMATION****X12 Segment Name:** Ambulance Certification**X12 Purpose:** To supply information related to the ambulance service rendered to a patient**X12 Set Notes:** 1. The CR1 through CR5 and CRC certification segments appear on both the claim level and the service line level because certifications can be submitted for all services on a claim or for individual services. Certification information at the claim level applies to all service lines of the claim, unless overridden by certification information at the service line level.**X12 Syntax:** 1. **P0102**
If either CR101 or CR102 is present, then the other is required.
2. **P0506**
If either CR105 or CR106 is present, then the other is required.**Loop:** 2400 — SERVICE LINE NUMBER**Segment Repeat:** 1**Usage:** SITUATIONAL**Situational Rule:** Required on ambulance transport services when the information applicable to any one of the segment's elements is different than the information reported in the CR1 at the claim level (Loop ID-2300). If not required by this implementation guide, do not send.**TR3 Example:** CR1*LB*140**A*DH*12****UNCONSCIOUS~

DIAGRAM



ELEMENT DETAIL

USAGE	REF. DES.	DATA ELEMENT	NAME	ATTRIBUTES		
SITUATIONAL	CR101	355	Unit or Basis for Measurement Code Code specifying the units in which a value is being expressed, or manner in which a measurement has been taken SYNTAX: P0102 SITUATIONAL RULE: <i>Required when CR102 is used. If not required by this implementation guide, do not send.</i>	X 1	ID	2/2
			CODE	DEFINITION		
			LB	Pound		
SITUATIONAL	CR102	81	Weight Numeric value of weight SYNTAX: P0102 SEMANTIC: CR102 is the weight of the patient at time of transport. SITUATIONAL RULE: <i>Required when it is necessary to justify the medical necessity of the level of ambulance services. If not required by this implementation guide, do not send.</i> IMPLEMENTATION NAME: Patient Weight	X 1	R	1/10
NOT USED	CR103	1316	Ambulance Transport Code	O 1	ID	1/1
REQUIRED	CR104	1317	Ambulance Transport Reason Code Code indicating the reason for ambulance transport CODE	O 1	ID	1/1
			DEFINITION			
			A	Patient was transported to nearest facility for care of symptoms, complaints, or both		
			B	Patient was transported for the benefit of a preferred physician		
			C	Patient was transported for the nearness of family members		
			D	Patient was transported for the care of a specialist or for availability of specialized equipment		
			E	Patient Transferred to Rehabilitation Facility		
REQUIRED	CR105	355	Unit or Basis for Measurement Code Code specifying the units in which a value is being expressed, or manner in which a measurement has been taken SYNTAX: P0506 CODE	X 1	ID	2/2
			DEFINITION			
			DH	Miles		

REQUIRED	CR106	380	Quantity Numeric value of quantity SYNTAX: P0506 SEMANTIC: CR106 is the distance traveled during transport. IMPLEMENTATION NAME: Transport Distance 0 (zero) is a valid value when ambulance services do not include a charge for mileage.	X 1	R	1/15
NOT USED	CR107	166	Address Information	O 1	AN	1/55
NOT USED	CR108	166	Address Information	O 1	AN	1/55
SITUATIONAL	CR109	352	Description A free-form description to clarify the related data elements and their content SEMANTIC: CR109 is the purpose for the round trip ambulance service. SITUATIONAL RULE: <i>Required when the ambulance service is for a round trip. If not required by this implementation guide, do not send.</i> IMPLEMENTATION NAME: Round Trip Purpose Description	O 1	AN	1/80
SITUATIONAL	CR110	352	Description A free-form description to clarify the related data elements and their content SEMANTIC: CR110 is the purpose for the usage of a stretcher during ambulance service. SITUATIONAL RULE: <i>Required when needed to justify usage of stretcher. If not required by this implementation guide, do not send.</i> IMPLEMENTATION NAME: Stretcher Purpose Description	O 1	AN	1/80

SEGMENT DETAIL

CR3 - DURABLE MEDICAL EQUIPMENT CERTIFICATION

X12 Segment Name: Durable Medical Equipment Certification

X12 Purpose: To supply information regarding a physician's certification for durable medical equipment

X12 Syntax: 1. P0203

If either CR302 or CR303 is present, then the other is required.

Loop: 2400 — SERVICE LINE NUMBER

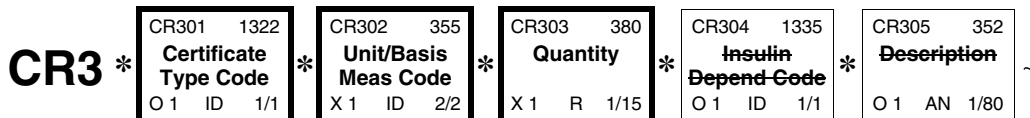
Segment Repeat: 1

Usage: SITUATIONAL

Situational Rule: Required when a Durable Medical Equipment Regional Carrier Certificate of Medical Necessity (DMERC CMN) or a DMERC Information Form (DIF) or Oxygen Therapy Certification is included on this service line. If not required by this implementation guide, do not send.

TR3 Example: CR3*I*MO*6~

DIAGRAM



ELEMENT DETAIL

USAGE	REF. DES.	DATA ELEMENT	NAME	ATTRIBUTES
REQUIRED	CR301	1322	Certification Type Code Code indicating the type of certification	O 1 ID 1/1
			CODE	DEFINITION
			I	Initial
			R	Renewal
			S	Revised
REQUIRED	CR302	355	Unit or Basis for Measurement Code Code specifying the units in which a value is being expressed, or manner in which a measurement has been taken	X 1 ID 2/2
			SYNTAX: P0203	
			SEMANTIC: CR302 and CR303 specify the time period covered by this certification.	
			CODE	DEFINITION
			MO	Months

REQUIRED	CR303	380	Quantity Numeric value of quantity SYNTAX: P0203	X 1	R	1/15
IMPLEMENTATION NAME: Durable Medical Equipment Duration						
Length of time DME equipment is needed.						
NOT USED	CR304	1335	Insulin Dependent Code	O 1	ID	1/1
NOT USED	CR305	352	Description	O 1	AN	1/80

SEGMENT DETAIL

CRC - AMBULANCE CERTIFICATION

X12 Segment Name: Conditions Indicator

X12 Purpose: To supply information on conditions

Loop: 2400 — SERVICE LINE NUMBER

Segment Repeat: 3

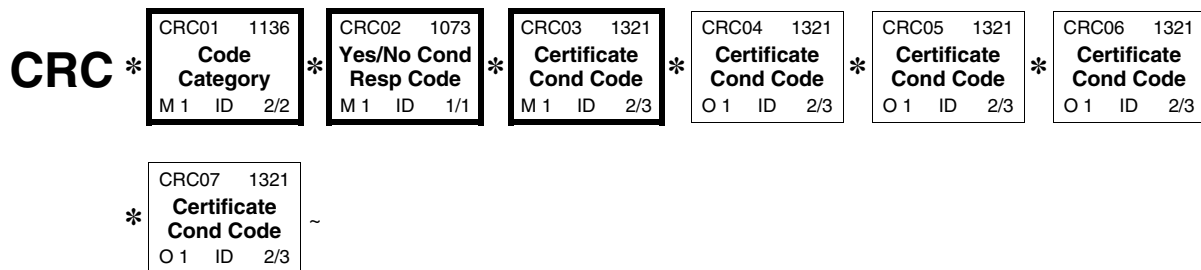
Usage: SITUATIONAL

Situational Rule: Required on ambulance transport services when the information applicable to any one of the segment's elements is different than the information reported in the Ambulance Certification CRC at the claim level (Loop ID-2300). If not required by this implementation guide, do not send.

TR3 Notes: 1. The maximum number of CRC segments which can occur per Loop ID-2400 is 3. Submitters are free to mix and match the three types of service line level CRC segments shown in this implementation guide to meet their billing or reporting needs but no more than a total of 3 CRC segments per Loop ID-2400 are allowed.

TR3 Example: CRC*07*Y*01~

DIAGRAM



ELEMENT DETAIL

USAGE	REF. DES.	DATA ELEMENT	NAME	ATTRIBUTES		
REQUIRED	CRC01	1136	Code Category Specifies the situation or category to which the code applies SEMANTIC: CRC01 qualifies CRC03 through CRC07.	M 1	ID	2/2
			CODE	DEFINITION		
			07	Ambulance Certification		

REQUIRED	CRC02	1073	Yes/No Condition or Response Code Code indicating a Yes or No condition or response SEMANTIC: CRC02 is a Certification Condition Code applies indicator. A “Y” value indicates the condition codes in CRC03 through CRC07 apply; an “N” value indicates the condition codes in CRC03 through CRC07 do not apply. IMPLEMENTATION NAME: Certification Condition Indicator	M 1	ID	1/1																				
			<table><tr><th>CODE</th><th>DEFINITION</th></tr><tr><td>N</td><td>No</td></tr><tr><td>Y</td><td>Yes</td></tr></table>	CODE	DEFINITION	N	No	Y	Yes																	
CODE	DEFINITION																									
N	No																									
Y	Yes																									
REQUIRED	CRC03	1321	Condition Indicator Code indicating a condition IMPLEMENTATION NAME: Condition Code The codes for CRC03 also can be used for CRC04 through CRC07.	M 1	ID	2/3																				
			<table><tr><th>CODE</th><th>DEFINITION</th></tr><tr><td>01</td><td>Patient was admitted to a hospital</td></tr><tr><td>04</td><td>Patient was moved by stretcher</td></tr><tr><td>05</td><td>Patient was unconscious or in shock</td></tr><tr><td>06</td><td>Patient was transported in an emergency situation</td></tr><tr><td>07</td><td>Patient had to be physically restrained</td></tr><tr><td>08</td><td>Patient had visible hemorrhaging</td></tr><tr><td>09</td><td>Ambulance service was medically necessary</td></tr><tr><td>12</td><td>Patient is confined to a bed or chair</td></tr><tr><td></td><td>Use code 12 to indicate patient was bedridden during transport.</td></tr></table>	CODE	DEFINITION	01	Patient was admitted to a hospital	04	Patient was moved by stretcher	05	Patient was unconscious or in shock	06	Patient was transported in an emergency situation	07	Patient had to be physically restrained	08	Patient had visible hemorrhaging	09	Ambulance service was medically necessary	12	Patient is confined to a bed or chair		Use code 12 to indicate patient was bedridden during transport.			
CODE	DEFINITION																									
01	Patient was admitted to a hospital																									
04	Patient was moved by stretcher																									
05	Patient was unconscious or in shock																									
06	Patient was transported in an emergency situation																									
07	Patient had to be physically restrained																									
08	Patient had visible hemorrhaging																									
09	Ambulance service was medically necessary																									
12	Patient is confined to a bed or chair																									
	Use code 12 to indicate patient was bedridden during transport.																									
SITUATIONAL	CRC04	1321	Condition Indicator Code indicating a condition SITUATIONAL RULE: <i>Required when a second condition code is necessary. If not required by this implementation guide, do not send.</i> IMPLEMENTATION NAME: Condition Code Use the codes listed in CRC03.	O 1	ID	2/3																				
SITUATIONAL	CRC05	1321	Condition Indicator Code indicating a condition SITUATIONAL RULE: <i>Required when a third condition code is necessary. If not required by this implementation guide, do not send.</i> IMPLEMENTATION NAME: Condition Code Use the codes listed in CRC03.	O 1	ID	2/3																				

SITUATIONAL	CRC06	1321	Condition Indicator Code indicating a condition	O 1	ID	2/3
SITUATIONAL RULE: <i>Required when a fourth condition code is necessary. If not required by this implementation guide, do not send.</i>						
IMPLEMENTATION NAME: Condition Code						
Use the codes listed in CRC03.						
SITUATIONAL	CRC07	1321	Condition Indicator Code indicating a condition	O 1	ID	2/3
SITUATIONAL RULE: <i>Required when a fifth condition code is necessary. If not required by this implementation guide, do not send.</i>						
IMPLEMENTATION NAME: Condition Code						
Use the codes listed in CRC03.						

SEGMENT DETAIL

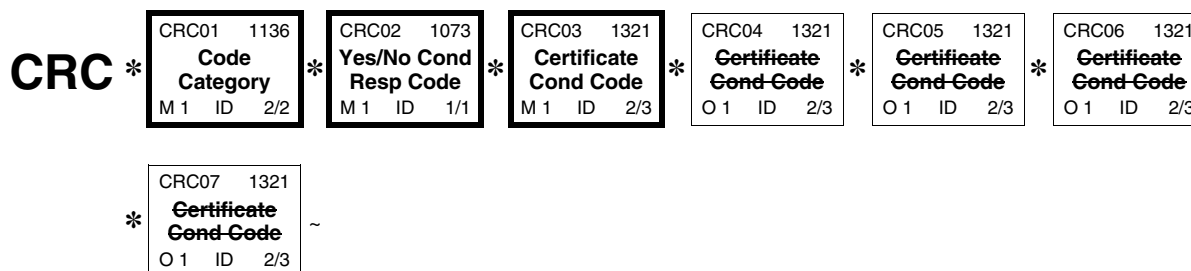
CRC - HOSPICE EMPLOYEE INDICATOR

X12 Segment Name: Conditions Indicator**X12 Purpose:** To supply information on conditions**Loop:** 2400 — SERVICE LINE NUMBER**Segment Repeat:** 1**Usage:** SITUATIONAL**Situational Rule:** Required on all Medicare claims involving physician services to hospice patients. If not required by this implementation guide, do not send.**TR3 Notes:** 1. The maximum number of CRC segments which can occur per Loop ID-2400 is 3. Submitters are free to mix and match the three types of service line level CRC segments shown in this implementation guide to meet their billing or reporting needs but no more than a total of 3 CRC segments per Loop ID-2400 are allowed.

2. The example shows the method used to indicate whether the rendering provider is an employee of the hospice.

TR3 Example: CRC*70*Y*65~

DIAGRAM



ELEMENT DETAIL

USAGE	REF. DES.	DATA ELEMENT	NAME	ATTRIBUTES
REQUIRED	CRC01	1136	Code Category Specifies the situation or category to which the code applies SEMANTIC: CRC01 qualifies CRC03 through CRC07.	M 1 ID 2/2
			CODE	DEFINITION
			70	Hospice

REQUIRED	CRC02	1073	Yes/No Condition or Response Code Code indicating a Yes or No condition or response SEMANTIC: CRC02 is a Certification Condition Code applies indicator. A “Y” value indicates the condition codes in CRC03 through CRC07 apply; an “N” value indicates the condition codes in CRC03 through CRC07 do not apply. IMPLEMENTATION NAME: Hospice Employed Provider Indicator A “Y” value indicates the provider is employed by the hospice. A “N” value indicates the provider is not employed by the hospice.	M 1	ID	1/1						
			<table><tr><th>CODE</th><th>DEFINITION</th></tr><tr><td>N</td><td>No</td></tr><tr><td>Y</td><td>Yes</td></tr></table>	CODE	DEFINITION	N	No	Y	Yes			
CODE	DEFINITION											
N	No											
Y	Yes											
REQUIRED	CRC03	1321	Condition Indicator Code indicating a condition	M 1	ID	2/3						
			<table><tr><th>CODE</th><th>DEFINITION</th></tr><tr><td>65</td><td>Open</td></tr></table> This code value is a placeholder to satisfy the Mandatory Data Element syntax requirement.	CODE	DEFINITION	65	Open					
CODE	DEFINITION											
65	Open											
NOT USED	CRC04	1321	Condition Indicator	O 1	ID	2/3						
NOT USED	CRC05	1321	Condition Indicator	O 1	ID	2/3						
NOT USED	CRC06	1321	Condition Indicator	O 1	ID	2/3						
NOT USED	CRC07	1321	Condition Indicator	O 1	ID	2/3						

SEGMENT DETAIL

CRC - CONDITION INDICATOR/DURABLE MEDICAL EQUIPMENT**X12 Segment Name:** Conditions Indicator**X12 Purpose:** To supply information on conditions**Loop:** 2400 — SERVICE LINE NUMBER**Segment Repeat:** 1**Usage:** SITUATIONAL

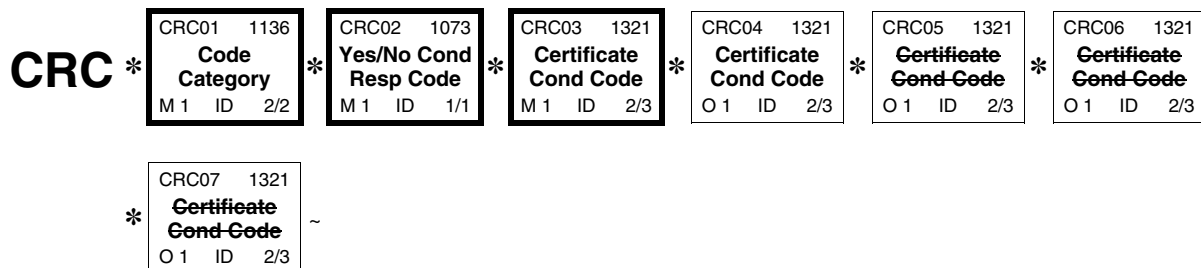
Situational Rule: Required when a Durable Medical Equipment Regional Carrier Certificate of Medical Necessity (DMERC CMN) or a DMERC Information Form (DIF), or Oxygen Therapy Certification is included on this service line and the information is necessary for adjudication.
If not required by this implementation guide, do not send.

TR3 Notes: 1. The maximum number of CRC segments which can occur per Loop ID-2400 is 3. Submitters are free to mix and match the three types of service line level CRC segments shown in this implementation guide to meet their billing or reporting needs but no more than a total of 3 CRC segments per Loop ID-2400 are allowed.

2. The first example shows a case where an item billed was not a replacement item.

TR3 Example: CRC*09*N*ZV~**TR3 Example:** CRC*09*Y*38~

DIAGRAM



ELEMENT DETAIL

USAGE	REF. DES.	DATA ELEMENT	NAME	ATTRIBUTES
REQUIRED	CRC01	1136	Code Category Specifies the situation or category to which the code applies SEMANTIC: CRC01 qualifies CRC03 through CRC07.	M 1 ID 2/2
			CODE	DEFINITION
			09	Durable Medical Equipment Certification

REQUIRED	CRC02	1073	Yes/No Condition or Response Code Code indicating a Yes or No condition or response SEMANTIC: CRC02 is a Certification Condition Code applies indicator. A “Y” value indicates the condition codes in CRC03 through CRC07 apply; an “N” value indicates the condition codes in CRC03 through CRC07 do not apply. IMPLEMENTATION NAME: Certification Condition Indicator	M 1	ID	1/1						
			<table><tr><th>CODE</th><th>DEFINITION</th></tr><tr><td>N</td><td>No</td></tr><tr><td>Y</td><td>Yes</td></tr></table>	CODE	DEFINITION	N	No	Y	Yes			
CODE	DEFINITION											
N	No											
Y	Yes											
REQUIRED	CRC03	1321	Condition Indicator Code indicating a condition	M 1	ID	2/3						
			<table><tr><th>CODE</th><th>DEFINITION</th></tr><tr><td>38</td><td>Certification signed by the physician is on file at the supplier’s office</td></tr><tr><td>ZV</td><td>Replacement Item</td></tr></table>	CODE	DEFINITION	38	Certification signed by the physician is on file at the supplier’s office	ZV	Replacement Item			
CODE	DEFINITION											
38	Certification signed by the physician is on file at the supplier’s office											
ZV	Replacement Item											
SITUATIONAL	CRC04	1321	Condition Indicator Code indicating a condition SITUATIONAL RULE: <i>Required when a second condition code is necessary. If not required by this implementation guide, do not send.</i> Use the codes listed in CRC03.	O 1	ID	2/3						
NOT USED	CRC05	1321	Condition Indicator	O 1	ID	2/3						
NOT USED	CRC06	1321	Condition Indicator	O 1	ID	2/3						
NOT USED	CRC07	1321	Condition Indicator	O 1	ID	2/3						

SEGMENT DETAIL

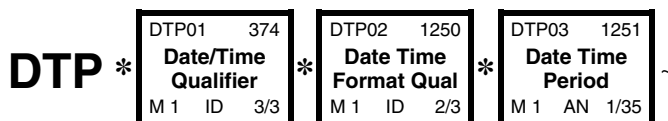
DTP - DATE - SERVICE DATE

X12 Segment Name: Date or Time or Period**X12 Purpose:** To specify any or all of a date, a time, or a time period**Loop:** 2400 — SERVICE LINE NUMBER**Segment Repeat:** 1**Usage:** REQUIRED

TR3 Notes: 1. In cases where a drug is being billed on a service line, date range may be used to indicate drug duration for which the drug supply will be used by the patient. The difference in dates, including both the begin and end dates, are the days supply of the drug. Example: 20000101 - 20000107 (1/1/00 to 1/7/00) is used for a 7 day supply where the first day of the drug used by the patient is 1/1/00. In the event a drug is administered on less than a daily basis (for example, every other day) the date range would include the entire period during which the drug was supplied, including the last day the drug was used. Example: 20000101 - 20000108 (1/1/00 to 1/8/00) is used for an 8 days supply where the prescription is written for Q48 (every 48 hours), four doses of the drug are dispensed and the first dose is used on 1/1/00.

TR3 Example: DTP*472*RD8*20050314-20050325~

DIAGRAM



ELEMENT DETAIL

USAGE	REF. DES.	DATA ELEMENT	NAME	ATTRIBUTES		
REQUIRED	DTP01	374	Date/Time Qualifier Code specifying type of date or time, or both date and time	M 1	ID	3/3
IMPLEMENTATION NAME: Date Time Qualifier						
			CODE	DEFINITION		
			472	Service		
REQUIRED	DTP02	1250	Date Time Period Format Qualifier Code indicating the date format, time format, or date and time format	M 1	ID	2/3
SEMANTIC: DTP02 is the date or time or period format that will appear in DTP03.						
RD8 is required only when the “To and From” dates are different. However, at the discretion of the submitter, RD8 can also be used when the “To and From” dates are the same.						
			CODE	DEFINITION		
			D8	Date Expressed in Format CCYYMMDD		

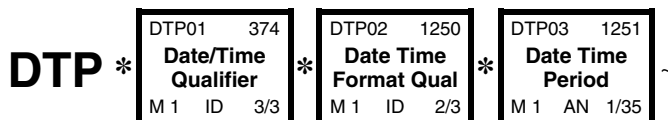
			RD8	Range of Dates Expressed in Format CCYYMMDD- CCYYMMDD			
REQUIRED	DTP03	1251	Date Time Period		M 1	AN	1/35
			Expression of a date, a time, or range of dates, times or dates and times				
			IMPLEMENTATION NAME: Service Date				

SEGMENT DETAIL

DTP - DATE - PRESCRIPTION DATE

X12 Segment Name: Date or Time or Period**X12 Purpose:** To specify any or all of a date, a time, or a time period**Loop:** 2400 — SERVICE LINE NUMBER**Segment Repeat:** 1**Usage:** SITUATIONAL**Situational Rule:** Required when a drug is billed for this line and a prescription was written (or otherwise communicated by the prescriber if not written). If not required by this implementation guide, do not send.**TR3 Example:** DTP*471*D8*20050108~

DIAGRAM



ELEMENT DETAIL

USAGE	REF. DES.	DATA ELEMENT	NAME	ATTRIBUTES
REQUIRED	DTP01	374	Date/Time Qualifier Code specifying type of date or time, or both date and time	M 1 ID 3/3
IMPLEMENTATION NAME: Date Time Qualifier				
			CODE	DEFINITION
			471	Prescription
REQUIRED	DTP02	1250	Date Time Period Format Qualifier Code indicating the date format, time format, or date and time format	M 1 ID 2/3
SEMANTIC: DTP02 is the date or time or period format that will appear in DTP03.				
			CODE	DEFINITION
			D8	Date Expressed in Format CCYYMMDD
REQUIRED	DTP03	1251	Date Time Period Expression of a date, a time, or range of dates, times or dates and times	M 1 AN 1/35
IMPLEMENTATION NAME: Prescription Date				

SEGMENT DETAIL

DTP - DATE - CERTIFICATION REVISION/RE CERTIFICATION DATE

X12 Segment Name: Date or Time or Period

X12 Purpose: To specify any or all of a date, a time, or a time period

Loop: 2400 — SERVICE LINE NUMBER

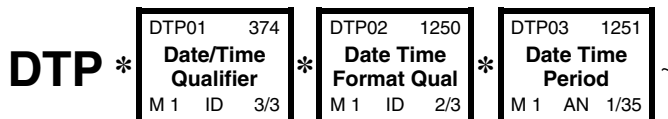
Segment Repeat: 1

Usage: SITUATIONAL

Situational Rule: Required when CR301 (DMERC Certification) = “R” or “S”. If not required by this implementation guide, do not send.

TR3 Example: DTP*607*D8*20050112~

DIAGRAM



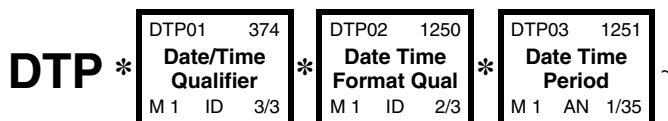
ELEMENT DETAIL

USAGE	REF. DES.	DATA ELEMENT	NAME	ATTRIBUTES
REQUIRED	DTP01	374	Date/Time Qualifier Code specifying type of date or time, or both date and time	M 1 ID 3/3
IMPLEMENTATION NAME: Date Time Qualifier				
		CODE	DEFINITION	
		607	Certification Revision	
REQUIRED	DTP02	1250	Date Time Period Format Qualifier Code indicating the date format, time format, or date and time format	M 1 ID 2/3
SEMANTIC: DTP02 is the date or time or period format that will appear in DTP03.				
		CODE	DEFINITION	
		D8	Date Expressed in Format CCYYMMDD	
REQUIRED	DTP03	1251	Date Time Period Expression of a date, a time, or range of dates, times or dates and times	M 1 AN 1/35
IMPLEMENTATION NAME: Certification Revision or Recertification Date				

SEGMENT DETAIL

DTP - DATE - BEGIN THERAPY DATE**X12 Segment Name:** Date or Time or Period**X12 Purpose:** To specify any or all of a date, a time, or a time period**Loop:** 2400 — SERVICE LINE NUMBER**Segment Repeat:** 1**Usage:** SITUATIONAL**Situational Rule:** Required when a Durable Medical Equipment Regional Carrier Certificate of Medical Necessity (DMERC CMN) or DMERC Information Form (DIF), or Oxygen Therapy Certification is included on this service line. If not required by this implementation guide, do not send.**TR3 Example:** DTP*463*D8*20050112~

DIAGRAM



ELEMENT DETAIL

USAGE	REF. DES.	DATA ELEMENT	NAME	ATTRIBUTES
REQUIRED	DTP01	374	Date/Time Qualifier Code specifying type of date or time, or both date and time	M 1 ID 3/3
IMPLEMENTATION NAME: Date Time Qualifier				
			CODE	DEFINITION
			463	Begin Therapy
REQUIRED	DTP02	1250	Date Time Period Format Qualifier Code indicating the date format, time format, or date and time format	M 1 ID 2/3
SEMANTIC: DTP02 is the date or time or period format that will appear in DTP03.				
			CODE	DEFINITION
			D8	Date Expressed in Format CCYYMMDD
REQUIRED	DTP03	1251	Date Time Period Expression of a date, a time, or range of dates, times or dates and times	M 1 AN 1/35
IMPLEMENTATION NAME: Begin Therapy Date				

SEGMENT DETAIL

DTP - DATE - LAST CERTIFICATION DATE

X12 Segment Name: Date or Time or Period

X12 Purpose: To specify any or all of a date, a time, or a time period

Loop: 2400 — SERVICE LINE NUMBER

Segment Repeat: 1

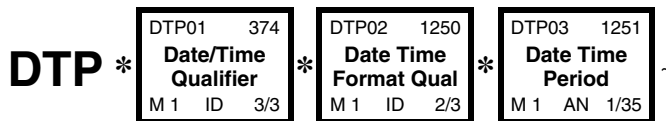
Usage: SITUATIONAL

Situational Rule: Required when a Durable Medical Equipment Regional Carrier Certificate of Medical Necessity (DMERC CMN), DMERC Information Form (DIF), or Oxygen Therapy Certification is included on this service line. If not required by this implementation guide, do not send.

TR3 Notes: 1. This is the date the ordering physician signed the CMN or Oxygen Therapy Certification, or the date the supplier signed the DMERC Information Form (DIF).

TR3 Example: DTP*461*D8*20050112~

DIAGRAM



ELEMENT DETAIL

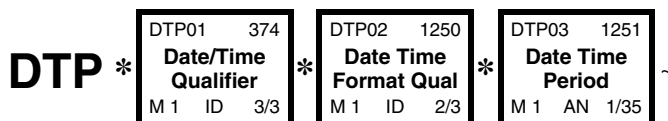
USAGE	REF. DES.	DATA ELEMENT	NAME	ATTRIBUTES
REQUIRED	DTP01	374	Date/Time Qualifier Code specifying type of date or time, or both date and time	M 1 ID 3/3
IMPLEMENTATION NAME: Date Time Qualifier				
			CODE	DEFINITION
			461	Last Certification
REQUIRED	DTP02	1250	Date Time Period Format Qualifier Code indicating the date format, time format, or date and time format	M 1 ID 2/3
SEMANTIC: DTP02 is the date or time or period format that will appear in DTP03.				
			CODE	DEFINITION
			D8	Date Expressed in Format CCYYMMDD
REQUIRED	DTP03	1251	Date Time Period Expression of a date, a time, or range of dates, times or dates and times	M 1 AN 1/35
IMPLEMENTATION NAME: Last Certification Date				

SEGMENT DETAIL

DTP - DATE - LAST SEEN DATE

X12 Segment Name: Date or Time or Period**X12 Purpose:** To specify any or all of a date, a time, or a time period**Loop:** 2400 — SERVICE LINE NUMBER**Segment Repeat:** 1**Usage:** SITUATIONAL**Situational Rule:** Required when a claim involves physician services for routine foot care; and is different than the date listed at the claim level and is known to impact the payer's adjudication process. If not required by this implementation guide, do not send.**TR3 Example:** DTP*304*D8*20050108~

DIAGRAM



ELEMENT DETAIL

USAGE	REF. DES.	DATA ELEMENT	NAME	ATTRIBUTES		
REQUIRED	DTP01	374	Date/Time Qualifier Code specifying type of date or time, or both date and time	M 1	ID	3/3
IMPLEMENTATION NAME: Date Time Qualifier						
			CODE	DEFINITION		
			304	Latest Visit or Consultation		
REQUIRED	DTP02	1250	Date Time Period Format Qualifier Code indicating the date format, time format, or date and time format	M 1	ID	2/3
SEMANTIC: DTP02 is the date or time or period format that will appear in DTP03.						
			CODE	DEFINITION		
			D8	Date Expressed in Format CCYYMMDD		
REQUIRED	DTP03	1251	Date Time Period Expression of a date, a time, or range of dates, times or dates and times	M 1	AN	1/35
IMPLEMENTATION NAME: Treatment or Therapy Date						

SEGMENT DETAIL

DTP - DATE - TEST DATE

X12 Segment Name: Date or Time or Period

X12 Purpose: To specify any or all of a date, a time, or a time period

Loop: 2400 — SERVICE LINE NUMBER

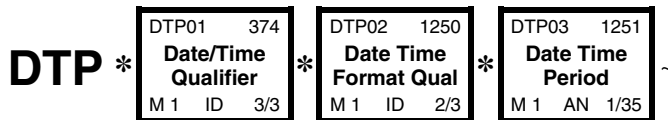
Segment Repeat: 2

Usage: SITUATIONAL

Situational Rule: Required on initial EPO claims service lines for dialysis patients when test results are being billed or reported. If not required by this implementation guide, do not send.

TR3 Example: DTP*738*D8*20050112~

DIAGRAM



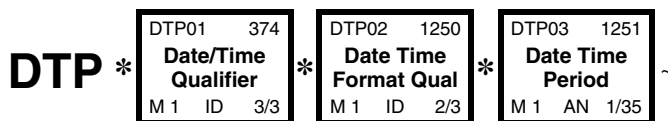
ELEMENT DETAIL

USAGE	REF. DES.	DATA ELEMENT	NAME	ATTRIBUTES
REQUIRED	DTP01	374	Date/Time Qualifier Code specifying type of date or time, or both date and time	M 1 ID 3/3
IMPLEMENTATION NAME: Date Time Qualifier				
		CODE	DEFINITION	
		738	Most Recent Hemoglobin or Hematocrit or Both	
		739	Most Recent Serum Creatine	
REQUIRED	DTP02	1250	Date Time Period Format Qualifier Code indicating the date format, time format, or date and time format	M 1 ID 2/3
SEMANTIC: DTP02 is the date or time or period format that will appear in DTP03.				
		CODE	DEFINITION	
		D8	Date Expressed in Format CCYYMMDD	
REQUIRED	DTP03	1251	Date Time Period Expression of a date, a time, or range of dates, times or dates and times	M 1 AN 1/35
IMPLEMENTATION NAME: Test Performed Date				

SEGMENT DETAIL

DTP - DATE - SHIPPED DATE**X12 Segment Name:** Date or Time or Period**X12 Purpose:** To specify any or all of a date, a time, or a time period**Loop:** 2400 — SERVICE LINE NUMBER**Segment Repeat:** 1**Usage:** SITUATIONAL**Situational Rule:** Required when billing or reporting shipped products. If not required by this implementation guide, do not send.**TR3 Example:** DTP*011*D8*20050112~

DIAGRAM



ELEMENT DETAIL

USAGE	REF. DES.	DATA ELEMENT	NAME	ATTRIBUTES
REQUIRED	DTP01	374	Date/Time Qualifier Code specifying type of date or time, or both date and time	M 1 ID 3/3
IMPLEMENTATION NAME: Date Time Qualifier				
			CODE	DEFINITION
			011	Shipped
REQUIRED	DTP02	1250	Date Time Period Format Qualifier Code indicating the date format, time format, or date and time format	M 1 ID 2/3
SEMANTIC: DTP02 is the date or time or period format that will appear in DTP03.				
			CODE	DEFINITION
			D8	Date Expressed in Format CCYYMMDD
REQUIRED	DTP03	1251	Date Time Period Expression of a date, a time, or range of dates, times or dates and times	M 1 AN 1/35
IMPLEMENTATION NAME: Shipped Date				

SEGMENT DETAIL

DTP - DATE - LAST X-RAY DATE

X12 Segment Name: Date or Time or Period

X12 Purpose: To specify any or all of a date, a time, or a time period

Loop: 2400 — SERVICE LINE NUMBER

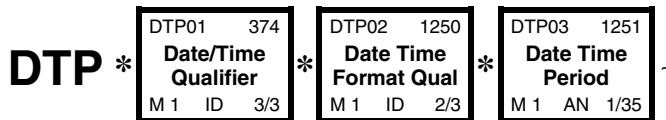
Segment Repeat: 1

Usage: SITUATIONAL

Situational Rule: Required when claim involves spinal manipulation and an x-ray was taken and is different than information at the claim level (Loop ID-2300). If not required by this implementation guide, do not send.

TR3 Example: DTP*455*D8*20050108~

DIAGRAM



ELEMENT DETAIL

USAGE	REF. DES.	DATA ELEMENT	NAME	ATTRIBUTES
REQUIRED	DTP01	374	Date/Time Qualifier Code specifying type of date or time, or both date and time	M 1 ID 3/3
IMPLEMENTATION NAME: Date Time Qualifier				
			CODE	DEFINITION
			455	Last X-Ray
REQUIRED	DTP02	1250	Date Time Period Format Qualifier Code indicating the date format, time format, or date and time format	M 1 ID 2/3
SEMANTIC: DTP02 is the date or time or period format that will appear in DTP03.				
			CODE	DEFINITION
			D8	Date Expressed in Format CCYYMMDD
REQUIRED	DTP03	1251	Date Time Period Expression of a date, a time, or range of dates, times or dates and times	M 1 AN 1/35
IMPLEMENTATION NAME: Last X-Ray Date				

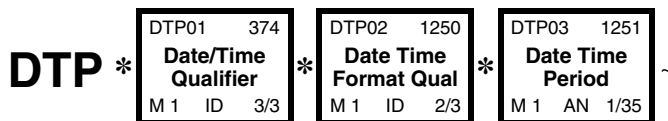
SEGMENT DETAIL

DTP - DATE - INITIAL TREATMENT DATE**X12 Segment Name:** Date or Time or Period**X12 Purpose:** To specify any or all of a date, a time, or a time period**Loop:** 2400 — SERVICE LINE NUMBER**Segment Repeat:** 1**Usage:** SITUATIONAL

Situational Rule: Required when the Initial Treatment Date is known to impact adjudication for claims involving spinal manipulation, physical therapy, occupational therapy, or speech language pathology and when different from what is reported at the claim level. If not required by this implementation guide, do not send.

TR3 Example: DTP*454*D8*20050108~

DIAGRAM



ELEMENT DETAIL

USAGE	REF. DES.	DATA ELEMENT	NAME	ATTRIBUTES
REQUIRED	DTP01	374	Date/Time Qualifier Code specifying type of date or time, or both date and time	M 1 ID 3/3
IMPLEMENTATION NAME: Date Time Qualifier				
			CODE	DEFINITION
			454	Initial Treatment
REQUIRED	DTP02	1250	Date Time Period Format Qualifier Code indicating the date format, time format, or date and time format	M 1 ID 2/3
SEMANTIC: DTP02 is the date or time or period format that will appear in DTP03.				
			CODE	DEFINITION
			D8	Date Expressed in Format CCYYMMDD
REQUIRED	DTP03	1251	Date Time Period Expression of a date, a time, or range of dates, times or dates and times	M 1 AN 1/35
IMPLEMENTATION NAME: Initial Treatment Date				

SEGMENT DETAIL

QTY - AMBULANCE PATIENT COUNT

X12 Segment Name: Quantity Information

X12 Purpose: To specify quantity information

X12 Syntax: 1. **R0204**

At least one of QTY02 or QTY04 is required.

2. **E0204**

Only one of QTY02 or QTY04 may be present.

Loop: 2400 — SERVICE LINE NUMBER

Segment Repeat: 1

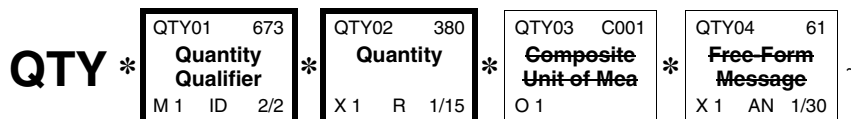
Usage: SITUATIONAL

Situational Rule: Required when more than one patient is transported in the same vehicle for Ambulance or non-emergency transportation services. If not required by this implementation guide, do not send.

TR3 Notes: 1. The QTY02 is the only place to report the number of patients when there are multiple patients transported.

TR3 Example: QTY*PT*2~

DIAGRAM



ELEMENT DETAIL

USAGE	REF. DES.	DATA ELEMENT	NAME	ATTRIBUTES
REQUIRED	QTY01	673	Quantity Qualifier Code specifying the type of quantity	M 1 ID 2/2
			CODE	DEFINITION
			PT	Patients
REQUIRED	QTY02	380	Quantity Numeric value of quantity SYNTAX: R0204, E0204	X 1 R 1/15
			IMPLEMENTATION NAME: Ambulance Patient Count	
NOT USED	QTY03	C001	COMPOSITE UNIT OF MEASURE	O 1
NOT USED	QTY04	61	Free-form Information	X 1 AN 1/30

SEGMENT DETAIL

QTY - OBSTETRIC ANESTHESIA ADDITIONAL UNITS**X12 Segment Name:** Quantity Information**X12 Purpose:** To specify quantity information**X12 Syntax:** 1. **R0204**

At least one of QTY02 or QTY04 is required.

2. **E0204**

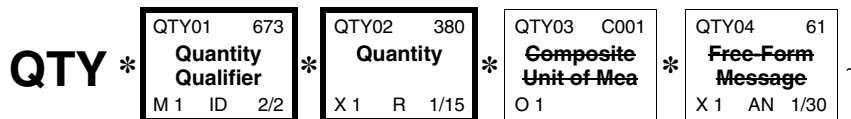
Only one of QTY02 or QTY04 may be present.

Loop: 2400 — SERVICE LINE NUMBER**Segment Repeat:** 1**Usage:** SITUATIONAL

Situational Rule: Required in conjunction with anesthesia for obstetric services when the anesthesia provider chooses to report additional complexity beyond the normal services reflected by the procedure base units and anesthesia time.
If not required by this implementation guide, do not send.

TR3 Example: QTY*FL*3~

DIAGRAM



ELEMENT DETAIL

USAGE	REF. DES.	DATA ELEMENT	NAME	ATTRIBUTES
REQUIRED	QTY01	673	Quantity Qualifier Code specifying the type of quantity	M 1 ID 2/2
			CODE	DEFINITION
			FL	Units
REQUIRED	QTY02	380	Quantity Numeric value of quantity SYNTAX: R0204, E0204	X 1 R 1/15
			IMPLEMENTATION NAME: Obstetric Additional Units	
			The number of additional units reported by an anesthesia provider to reflect additional complexity of services.	
NOT USED	QTY03	C001	COMPOSITE UNIT OF MEASURE	O 1
NOT USED	QTY04	61	Free-form Information	X 1 AN 1/30

SEGMENT DETAIL

MEA - TEST RESULT

X12 Segment Name: Measurements

X12 Purpose: To specify physical measurements or counts, including dimensions, tolerances, variances, and weights

(See Figures Appendix for example of use of C001)

X12 Syntax: 1. **R03050608**

At least one of MEA03, MEA05, MEA06 or MEA08 is required.

2. **E0412**

Only one of MEA04 or MEA12 may be present.

3. **L050412**

If MEA05 is present, then at least one of MEA04 or MEA12 are required.

4. **L060412**

If MEA06 is present, then at least one of MEA04 or MEA12 are required.

5. **L07030506**

If MEA07 is present, then at least one of MEA03, MEA05 or MEA06 are required.

6. **E0803**

Only one of MEA08 or MEA03 may be present.

7. **P1112**

If either MEA11 or MEA12 is present, then the other is required.

Loop: 2400 — SERVICE LINE NUMBER

Segment Repeat: 5

Usage: SITUATIONAL

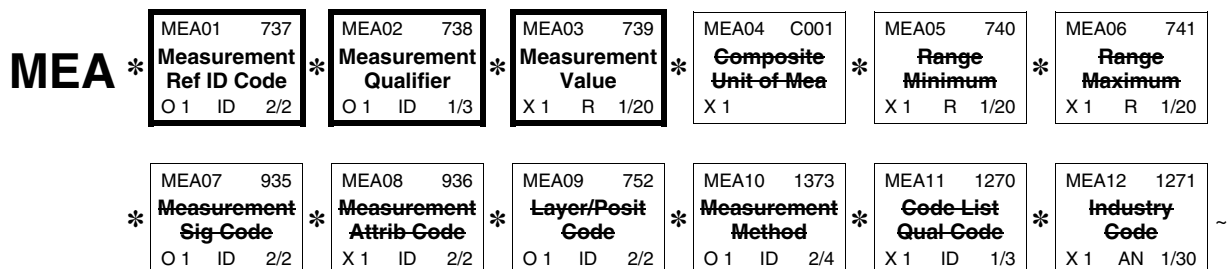
Situational Rule: Required on Dialysis related service lines for ESRD. Use R1, R2, R3, or R4 to qualify the Hemoglobin, Hematocrit, Epoetin Starting Dosage, and Creatinine test results.

OR

Required on DMERC service lines to report the Patient's Height from the Certificate of Medical Necessity (CMN). Use HT qualifier.
If not required by this implementation guide, do not send.

TR3 Example: MEA*TR*R1*113.4~

DIAGRAM



ELEMENT DETAIL

USAGE	REF. DES.	DATA ELEMENT	NAME	ATTRIBUTES		
REQUIRED	MEA01	737	Measurement Reference ID Code Code identifying the broad category to which a measurement applies	O 1	ID	2/2
IMPLEMENTATION NAME: Measurement Reference Identification Code						
			CODE	DEFINITION		
			OG	Original		
Use OG to report Starting Dosage.						
			TR	Test Results		
REQUIRED	MEA02	738	Measurement Qualifier Code identifying a specific product or process characteristic to which a measurement applies	O 1	ID	1/3
			CODE	DEFINITION		
			HT	Height		
			R1	Hemoglobin		
			R2	Hematocrit		
			R3	Epoetin Starting Dosage		
			R4	Creatinine		
REQUIRED	MEA03	739	Measurement Value The value of the measurement SYNTAX: R03050608, L07030506, E0803	X 1	R	1/20
IMPLEMENTATION NAME: Test Results						
NOT USED	MEA04	C001	COMPOSITE UNIT OF MEASURE	X 1		
NOT USED	MEA05	740	Range Minimum	X 1	R	1/20
NOT USED	MEA06	741	Range Maximum	X 1	R	1/20
NOT USED	MEA07	935	Measurement Significance Code	O 1	ID	2/2
NOT USED	MEA08	936	Measurement Attribute Code	X 1	ID	2/2
NOT USED	MEA09	752	Surface/Layer/Position Code	O 1	ID	2/2
NOT USED	MEA10	1373	Measurement Method or Device	O 1	ID	2/4
NOT USED	MEA11	1270	Code List Qualifier Code	X 1	ID	1/3
NOT USED	MEA12	1271	Industry Code	X 1	AN	1/30

SEGMENT DETAIL

CN1 - CONTRACT INFORMATION

X12 Segment Name: Contract Information

X12 Purpose: To specify basic data about the contract or contract line item

Loop: 2400 — SERVICE LINE NUMBER

Segment Repeat: 1

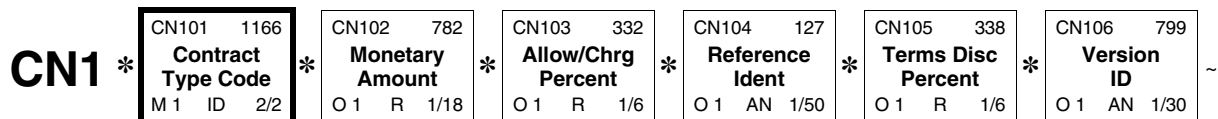
Usage: SITUATIONAL

Situational Rule: Required when the submitter is contractually obligated to supply this information on post-adjudicated claims. If not required by this implementation guide, do not send.

TR3 Notes: 1. The developers of this implementation guide note that the CN1 segment is for use only for post-adjudicated claims, which do not meet the definition of a health care claim under HIPAA. Consequently, at the time of this writing, the CN1 segment is for non-HIPAA use only.

TR3 Example: CN1*02*550~

DIAGRAM



ELEMENT DETAIL

USAGE	REF. DES.	DATA ELEMENT	NAME	ATTRIBUTES
REQUIRED	CN101	1166	Contract Type Code Code identifying a contract type	M 1 ID 2/2
			CODE	DEFINITION
			01	Diagnosis Related Group (DRG)
			02	Per Diem
			03	Variable Per Diem
			04	Flat
			05	Capitated
			06	Percent
			09	Other
SITUATIONAL	CN102	782	Monetary Amount Monetary amount	O 1 R 1/18
			SEMANTIC: CN102 is the contract amount.	
			SITUATIONAL RULE: <i>Required when information is different than that given at claim level (Loop ID-2300). If not required by this implementation guide, do not send.</i>	
			IMPLEMENTATION NAME: Contract Amount	

SITUATIONAL	CN103	332	Percent, Decimal Format <div>O 1 R 1/6</div> Percent given in decimal format (e.g., 0.0 through 100.0 represents 0% through 100%) SEMANTIC: CN103 is the allowance or charge percent. SITUATIONAL RULE: <i>Required when information is different than that given at claim level (Loop ID-2300). If not required by this implementation guide, do not send.</i> IMPLEMENTATION NAME: Contract Percentage
SITUATIONAL	CN104	127	Reference Identification <div>O 1 AN 1/50</div> Reference information as defined for a particular Transaction Set or as specified by the Reference Identification Qualifier SEMANTIC: CN104 is the contract code. SITUATIONAL RULE: <i>Required when information is different than that given at claim level (Loop ID-2300). If not required by this implementation guide, do not send.</i> IMPLEMENTATION NAME: Contract Code
SITUATIONAL	CN105	338	Terms Discount Percent <div>O 1 R 1/6</div> Terms discount percentage, expressed as a percent, available to the purchaser if an invoice is paid on or before the Terms Discount Due Date SITUATIONAL RULE: <i>Required when information is different than that given at claim level (Loop ID-2300). If not required by this implementation guide, do not send.</i> IMPLEMENTATION NAME: Terms Discount Percentage
SITUATIONAL	CN106	799	Version Identifier <div>O 1 AN 1/30</div> Revision level of a particular format, program, technique or algorithm SEMANTIC: CN106 is an additional identifying number for the contract. SITUATIONAL RULE: <i>Required when information is different than that given at claim level (Loop ID-2300). If not required by this implementation guide, do not send.</i> IMPLEMENTATION NAME: Contract Version Identifier

SEGMENT DETAIL

REF - REPRICED LINE ITEM REFERENCE NUMBER

X12 Segment Name: Reference Information

X12 Purpose: To specify identifying information

X12 Syntax: 1. R0203

At least one of REF02 or REF03 is required.

Loop: 2400 — SERVICE LINE NUMBER

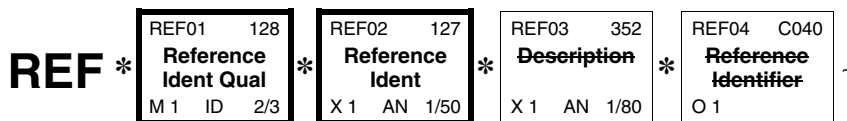
Segment Repeat: 1

Usage: SITUATIONAL

Situational Rule: Required when a repricing (pricing) organization needs to have an identifying number on the service line in their submission to their payer organization. This segment is not completed by providers. If not required by this implementation guide, do not send.

TR3 Example: REF*9B*444444~

DIAGRAM



ELEMENT DETAIL

USAGE	REF. DES.	DATA ELEMENT	NAME	ATTRIBUTES
REQUIRED	REF01	128	Reference Identification Qualifier Code qualifying the Reference Identification	M 1 ID 2/3
			CODE	DEFINITION
			9B	Repriced Line Item Reference Number
REQUIRED	REF02	127	Reference Identification Reference information as defined for a particular Transaction Set or as specified by the Reference Identification Qualifier	X 1 AN 1/50
			SYNTAX: R0203	
			IMPLEMENTATION NAME: Repriced Line Item Reference Number	
NOT USED	REF03	352	Description	X 1 AN 1/80
NOT USED	REF04	C040	REFERENCE IDENTIFIER	O 1

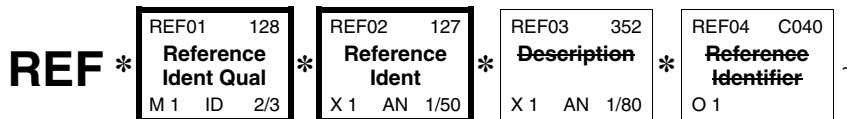
SEGMENT DETAIL

REF - ADJUSTED REPRICED LINE ITEM
REFERENCE NUMBER**X12 Segment Name:** Reference Information**X12 Purpose:** To specify identifying information**X12 Syntax:** 1. R0203

At least one of REF02 or REF03 is required.

Loop: 2400 — SERVICE LINE NUMBER**Segment Repeat:** 1**Usage:** SITUATIONAL**Situational Rule:** Required when a repricing (pricing) organization needs to have an identifying number on an adjusted service line in their submission to their payer organization. This segment is not completed by providers. If not required by this implementation guide, do not send.**TR3 Example:** REF*9D*444444~

DIAGRAM



ELEMENT DETAIL

USAGE	REF. DES.	DATA ELEMENT	NAME	ATTRIBUTES
REQUIRED	REF01	128	Reference Identification Qualifier Code qualifying the Reference Identification	M 1 ID 2/3
			9D Adjusted Repriced Line Item Reference Number	
REQUIRED	REF02	127	Reference Identification Reference information as defined for a particular Transaction Set or as specified by the Reference Identification Qualifier SYNTAX: R0203 IMPLEMENTATION NAME: Adjusted Repriced Line Item Reference Number	X 1 AN 1/50
NOT USED	REF03	352	Description	X 1 AN 1/80
NOT USED	REF04	C040	REFERENCE IDENTIFIER	O 1

SEGMENT DETAIL

REF - PRIOR AUTHORIZATION

X12 Segment Name: Reference Information

X12 Purpose: To specify identifying information

X12 Syntax: 1. R0203

At least one of REF02 or REF03 is required.

Loop: 2400 — SERVICE LINE NUMBER

Segment Repeat: 5

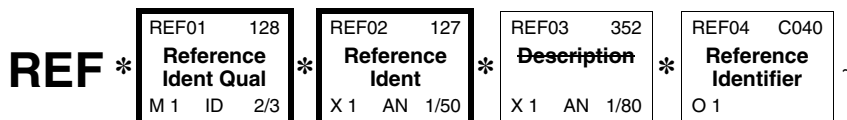
Usage: SITUATIONAL

Situational Rule: Required when service line involved a prior authorization number that is different than the number reported at the claim level (Loop ID-2300). If not required by this implementation guide, do not send.

TR3 Notes: 1. When it is necessary to report one or more non-destination payer Prior Authorization Numbers, the composite data element in REF04 is used to identify the payer which assigned this number.

TR3 Example: REF*G1*13579~

DIAGRAM



ELEMENT DETAIL

USAGE	REF. DES.	DATA ELEMENT	NAME	ATTRIBUTES
REQUIRED	REF01	128	Reference Identification Qualifier Code qualifying the Reference Identification	M 1 ID 2/3
			CODE	DEFINITION
			G1	Prior Authorization Number
REQUIRED	REF02	127	Reference Identification Reference information as defined for a particular Transaction Set or as specified by the Reference Identification Qualifier	X 1 AN 1/50
			SYNTAX: R0203	
			IMPLEMENTATION NAME: Prior Authorization or Referral Number	
NOT USED	REF03	352	Description	X 1 AN 1/80

SITUATIONAL	REF04	C040	REFERENCE IDENTIFIER				O 1
To identify one or more reference numbers or identification numbers as specified by the Reference Qualifier							
SYNTAX:							
P0304							
If either C04003 or C04004 is present, then the other is required.							
P0506							
If either C04005 or C04006 is present, then the other is required.							
SITUATIONAL RULE: <i>Required when the Prior Authorization Number reported in REF02 of this segment is for a non-destination payer.</i>							
REQUIRED	REF04-01	128	Reference Identification Qualifier	M	ID	2/3	
Code qualifying the Reference Identification							
		CODE	DEFINITION				
		2U	Payer Identification Number				
REQUIRED	REF04-02	127	Reference Identification	M	AN	1/50	
Reference information as defined for a particular Transaction Set or as specified by the Reference Identification Qualifier							
IMPLEMENTATION NAME: Other Payer Primary Identifier							
The payer identifier reported in this field must match the cooresponding payer identifier reported in Loop ID-2330B NM109.							
NOT USED	REF04-03	128	Reference Identification Qualifier	X	ID	2/3	
NOT USED	REF04-04	127	Reference Identification	X	AN	1/50	
NOT USED	REF04-05	128	Reference Identification Qualifier	X	ID	2/3	
NOT USED	REF04-06	127	Reference Identification	X	AN	1/50	

SEGMENT DETAIL

REF - LINE ITEM CONTROL NUMBER

X12 Segment Name: Reference Information

X12 Purpose: To specify identifying information

X12 Syntax: 1. R0203

At least one of REF02 or REF03 is required.

Loop: 2400 — SERVICE LINE NUMBER

Segment Repeat: 1

Usage: SITUATIONAL

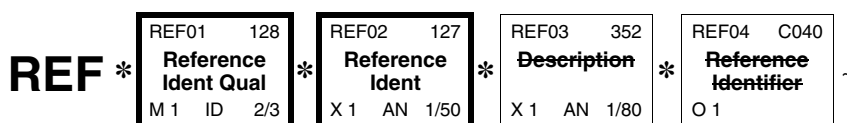
Situational Rule: Required when the submitter needs a line item control number for subsequent communications to or from the payer. If not required by this implementation guide, do not send.

TR3 Notes: 1. The line item control number must be unique within a patient control number (CLM01). Payers are required to return this number in the remittance advice transaction (835) if the provider sends it to them in the 837 and adjudication is based upon line item detail regardless of whether bundling or unbundling has occurred.

2. Submitters are **STRONGLY** encouraged to routinely send a unique line item control number on all service lines, particularly if the submitter automatically posts their remittance advice. Submitting a unique line item control number allows the capability to automatically post by service line.

TR3 Example: REF*6R*54321~

DIAGRAM



ELEMENT DETAIL

USAGE	REF. DES.	DATA ELEMENT	NAME	ATTRIBUTES		
REQUIRED	REF01	128	Reference Identification Qualifier Code qualifying the Reference Identification	M 1	ID	2/3
			CODE	DEFINITION		
			6R	Provider Control Number		

REQUIRED	REF02	127	Reference Identification Reference information as defined for a particular Transaction Set or as specified by the Reference Identification Qualifier SYNTAX: R0203 IMPLEMENTATION NAME: Line Item Control Number The maximum number of characters to be supported for this field is '30'. A submitter may submit fewer characters depending upon their needs. However, the HIPAA maximum requirement to be supported by any receiving system is '30'. Characters beyond 30 are not required to be stored nor returned by any 837-receiving system.	X 1	AN	1/50
NOT USED	REF03	352	Description	X 1	AN	1/80
NOT USED	REF04	C040	REFERENCE IDENTIFIER	O 1		

SEGMENT DETAIL

REF - MAMMOGRAPHY CERTIFICATION NUMBER

X12 Segment Name: Reference Information

X12 Purpose: To specify identifying information

X12 Syntax: 1. R0203

At least one of REF02 or REF03 is required.

Loop: 2400 — SERVICE LINE NUMBER

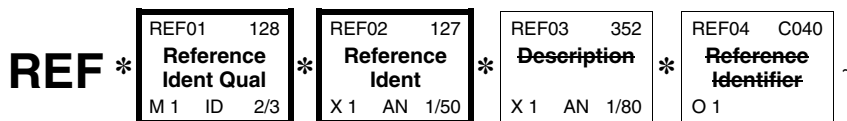
Segment Repeat: 1

Usage: SITUATIONAL

Situational Rule: Required when mammography services are rendered by a certified mammography provider and the mammography certification number is different than that sent in Loop ID-2300. If not required by this implementation guide, do not send.

TR3 Example: REF*EW*T554~

DIAGRAM



ELEMENT DETAIL

USAGE	REF. DES.	DATA ELEMENT	NAME	ATTRIBUTES
REQUIRED	REF01	128	Reference Identification Qualifier Code qualifying the Reference Identification	M 1 ID 2/3
			EW Mammography Certification Number	
REQUIRED	REF02	127	Reference Identification Reference information as defined for a particular Transaction Set or as specified by the Reference Identification Qualifier SYNTAX: R0203 IMPLEMENTATION NAME: Mammography Certification Number	X 1 AN 1/50
NOT USED	REF03	352	Description	X 1 AN 1/80
NOT USED	REF04	C040	REFERENCE IDENTIFIER	O 1

SEGMENT DETAIL

REF - CLINICAL LABORATORY IMPROVEMENT AMENDMENT (CLIA) NUMBER

X12 Segment Name: Reference Information

X12 Purpose: To specify identifying information

X12 Syntax: 1. R0203

At least one of REF02 or REF03 is required.

Loop: 2400 — SERVICE LINE NUMBER

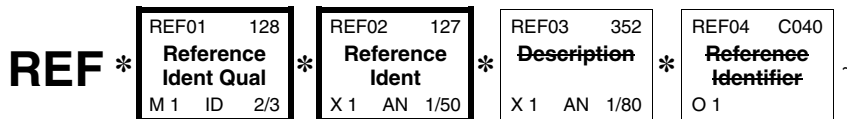
Segment Repeat: 1

Usage: SITUATIONAL

Situational Rule: Required for all CLIA certified facilities performing CLIA covered laboratory services and the number is different than the CLIA number reported at the claim level (Loop ID-2300). If not required by this implementation guide, do not send.

TR3 Example: REF*X4*12D4567890~

DIAGRAM



ELEMENT DETAIL

USAGE	REF. DES.	DATA ELEMENT	NAME	ATTRIBUTES
REQUIRED	REF01	128	Reference Identification Qualifier Code qualifying the Reference Identification	M 1 ID 2/3
			CODE	DEFINITION
			X4	Clinical Laboratory Improvement Amendment Number
REQUIRED	REF02	127	Reference Identification Reference information as defined for a particular Transaction Set or as specified by the Reference Identification Qualifier	X 1 AN 1/50
			SYNTAX: R0203	
			IMPLEMENTATION NAME: Clinical Laboratory Improvement Amendment Number	
NOT USED	REF03	352	Description	X 1 AN 1/80
NOT USED	REF04	C040	REFERENCE IDENTIFIER	O 1

SEGMENT DETAIL

REF - REFERRING CLINICAL LABORATORY IMPROVEMENT AMENDMENT (CLIA) FACILITY IDENTIFICATION

X12 Segment Name: Reference Information

X12 Purpose: To specify identifying information

X12 Syntax: 1. R0203

At least one of REF02 or REF03 is required.

Loop: 2400 — SERVICE LINE NUMBER

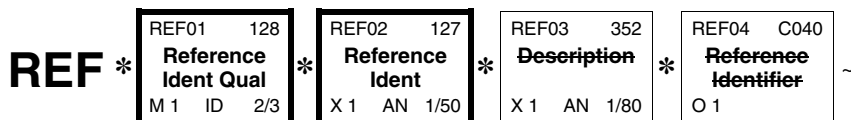
Segment Repeat: 1

Usage: SITUATIONAL

Situational Rule: Required for claims for any laboratory that referred tests to another laboratory covered by the CLIA Act that is billed on this line. If not required by this implementation guide, do not send.

TR3 Example: REF*F4*34D1234567~

DIAGRAM



ELEMENT DETAIL

USAGE	REF. DES.	DATA ELEMENT	NAME	ATTRIBUTES
REQUIRED	REF01	128	Reference Identification Qualifier Code qualifying the Reference Identification	M 1 ID 2/3
			CODE	DEFINITION
			F4	Facility Certification Number
REQUIRED	REF02	127	Reference Identification Reference information as defined for a particular Transaction Set or as specified by the Reference Identification Qualifier	X 1 AN 1/50
			SYNTAX: R0203	
			IMPLEMENTATION NAME: Referring CLIA Number	
NOT USED	REF03	352	Description	X 1 AN 1/80
NOT USED	REF04	C040	REFERENCE IDENTIFIER	O 1

SEGMENT DETAIL

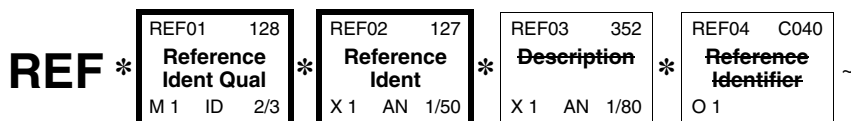
REF - IMMUNIZATION BATCH NUMBER

X12 Segment Name: Reference Information**X12 Purpose:** To specify identifying information**X12 Syntax:** 1. R0203

At least one of REF02 or REF03 is required.

Loop: 2400 — SERVICE LINE NUMBER**Segment Repeat:** 1**Usage:** SITUATIONAL**Situational Rule:** Required when mandated by state or federal law or regulations to report an Immunization Batch Number. If not required by this implementation guide, do not send.**TR3 Example:** REF*BT*DTP22333444~

DIAGRAM



ELEMENT DETAIL

USAGE	REF. DES.	DATA ELEMENT	NAME	ATTRIBUTES
REQUIRED	REF01	128	Reference Identification Qualifier Code qualifying the Reference Identification	M 1 ID 2/3
			BT Batch Number	
REQUIRED	REF02	127	Reference Identification Reference information as defined for a particular Transaction Set or as specified by the Reference Identification Qualifier SYNTAX: R0203 IMPLEMENTATION NAME: Immunization Batch Number	X 1 AN 1/50
NOT USED	REF03	352	Description	X 1 AN 1/80
NOT USED	REF04	C040	REFERENCE IDENTIFIER	O 1

SEGMENT DETAIL

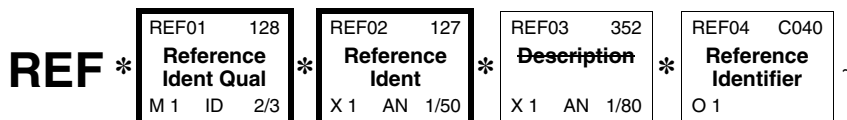
REF - REFERRAL NUMBER

X12 Segment Name: Reference Information**X12 Purpose:** To specify identifying information**X12 Syntax:** 1. R0203

At least one of REF02 or REF03 is required.

Loop: 2400 — SERVICE LINE NUMBER**Segment Repeat:** 5**Usage:** SITUATIONAL**Situational Rule:** Required when this service line involved a referral number that is different than the number reported at the claim level (Loop-ID 2300).
If not required by this implementation guide, do not send.**TR3 Notes:** 1. When it is necessary to report one or more non-destination payer Referral Numbers, the composite data element in REF04 is used to identify the payer which assigned this referral number.**TR3 Example:** REF*9F*12345~

DIAGRAM



ELEMENT DETAIL

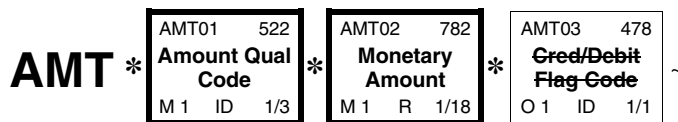
USAGE	REF. DES.	DATA ELEMENT	NAME	ATTRIBUTES
REQUIRED	REF01	128	Reference Identification Qualifier Code qualifying the Reference Identification	M 1 ID 2/3
			CODE	DEFINITION
			9F	Referral Number
REQUIRED	REF02	127	Reference Identification Reference information as defined for a particular Transaction Set or as specified by the Reference Identification Qualifier	X 1 AN 1/50
			SYNTAX: R0203	
			IMPLEMENTATION NAME: Referral Number	
NOT USED	REF03	352	Description	X 1 AN 1/80

SITUATIONAL	REF04	C040	REFERENCE IDENTIFIER	O 1				
To identify one or more reference numbers or identification numbers as specified by the Reference Qualifier								
SYNTAX:								
P0304								
If either C04003 or C04004 is present, then the other is required.								
P0506								
If either C04005 or C04006 is present, then the other is required.								
SITUATIONAL RULE: <i>Required when the Referral Number reported in REF02 of this segment is for a non-destination payer.</i>								
REQUIRED	REF04-01	128	Reference Identification Qualifier	M	ID	2/3		
Code qualifying the Reference Identification								
<table><tr><th>CODE</th><th>DEFINITION</th></tr></table>							CODE	DEFINITION
CODE	DEFINITION							
2U Payer Identification Number								
REQUIRED	REF04-02	127	Reference Identification	M	AN	1/50		
Reference information as defined for a particular Transaction Set or as specified by the Reference Identification Qualifier								
IMPLEMENTATION NAME: Other Payer Primary Identifier								
The payer identifier reported in this field must match the cooresponding payer identifier reported in Loop ID-2330B NM109.								
NOT USED	REF04-03	128	Reference Identification Qualifier	X	ID	2/3		
NOT USED	REF04-04	127	Reference Identification	X	AN	1/50		
NOT USED	REF04-05	128	Reference Identification Qualifier	X	ID	2/3		
NOT USED	REF04-06	127	Reference Identification	X	AN	1/50		

SEGMENT DETAIL

AMT - SALES TAX AMOUNT**X12 Segment Name:** Monetary Amount Information**X12 Purpose:** To indicate the total monetary amount**Loop:** 2400 — SERVICE LINE NUMBER**Segment Repeat:** 1**Usage:** SITUATIONAL**Situational Rule:** Required when sales tax applies to the service line and the submitter is required to report that information to the receiver. If not required by this implementation guide, do not send.**TR3 Notes:** 1. When reporting the Sales Tax Amount (AMT02), the amount reported in the Line Item Charge Amount (SV102) for this service line must include the amount reported in the Sales Tax Amount.**TR3 Example:** AMT*T*45~

DIAGRAM



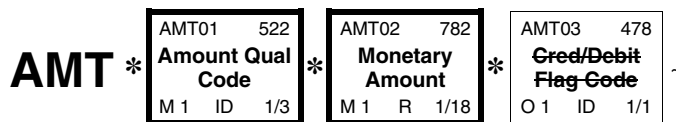
ELEMENT DETAIL

USAGE	REF. DES.	DATA ELEMENT	NAME	ATTRIBUTES
REQUIRED	AMT01	522	Amount Qualifier Code Code to qualify amount	M 1 ID 1/3
			CODE DEFINITION	
			T Tax	
REQUIRED	AMT02	782	Monetary Amount Monetary amount	M 1 R 1/18
			IMPLEMENTATION NAME: Sales Tax Amount	
NOT USED	AMT03	478	Credit/Debit Flag Code	O 1 ID 1/1

SEGMENT DETAIL

AMT - POSTAGE CLAIMED AMOUNT**X12 Segment Name:** Monetary Amount Information**X12 Purpose:** To indicate the total monetary amount**Loop:** 2400 — SERVICE LINE NUMBER**Segment Repeat:** 1**Usage:** SITUATIONAL**Situational Rule:** Required when service line charge (SV102) includes postage amount claimed in this service line. If not required by this implementation guide, do not send.**TR3 Notes:** 1. When reporting the Postage Claimed Amount (AMT02), the amount reported in the Line Item Charge Amount (SV102) for this service line must include the amount reported in the Postage Claimed Amount.**TR3 Example:** AMT*F4*56.78~

DIAGRAM



ELEMENT DETAIL

USAGE	REF. DES.	DATA ELEMENT	NAME	ATTRIBUTES						
REQUIRED	AMT01	522	Amount Qualifier Code Code to qualify amount	M 1	ID	1/3				
			<table><tr><th>CODE</th><th>DEFINITION</th></tr><tr><td>F4</td><td>Postage Claimed</td></tr></table>	CODE	DEFINITION	F4	Postage Claimed			
CODE	DEFINITION									
F4	Postage Claimed									
REQUIRED	AMT02	782	Monetary Amount Monetary amount	M 1	R	1/18				
			IMPLEMENTATION NAME: Postage Claimed Amount							
NOT USED	AMT03	478	Credit/Debit Flag Code	O 1	ID	1/1				

SEGMENT DETAIL

K3 - FILE INFORMATION**X12 Segment Name:** File Information**X12 Purpose:** To transmit a fixed-format record or matrix contents**Loop:** 2400 — SERVICE LINE NUMBER**Segment Repeat:** 10**Usage:** SITUATIONAL**Situational Rule:** Required when ALL of the following conditions are met:


- A regulatory agency concludes it must use the K3 to meet an emergency legislative requirement;
 - The administering regulatory agency or other state organization has completed each one of the following steps:
contacted the X12N workgroup,
requested a review of the K3 data requirement to ensure there is not an existing method within the implementation guide to meet this requirement
 - X12N determines that there is no method to meet the requirement.
- If not required by this implementation guide, do not send.

TR3 Notes:

1. At the time of publication of this implementation, K3 segments have no specific use. The K3 segment is expected to be used only when necessary to meet the unexpected data requirement of a legislative authority. Before this segment can be used :
- The X12N Health Care Claim workgroup must conclude there is no other available option in the implementation guide to meet the emergency legislative requirement.
- The requestor must submit a proposal for approval accompanied by the relevant business documentation to the X12N Health Care Claim workgroup chairs and receive approval for the request.
Upon review of the request, X12N will issue an approval or denial decision to the requesting entity. Approved usage(s) of the K3 segment will be reviewed by the X12N Health Care Claim workgroup to develop a permanent change to include the business case in future transaction implementations.
2. Only when all of the requirements above have been met, may the regulatory agency require the temporary use of the K3 segment.
3. X12N will submit the necessary data maintenance and refer the request to the appropriate data content committee(s).

TR3 Example: K3*STATE DATA REQUIREMENT~

DIAGRAM



ELEMENT DETAIL

USAGE	REF. DES.	DATA ELEMENT	NAME	ATTRIBUTES		
REQUIRED	K301	449	Fixed Format Information Data in fixed format agreed upon by sender and receiver	M 1	AN	1/80
NOT USED	K302	1333	Record Format Code	O 1	ID	1/2
NOT USED	K303	C001	COMPOSITE UNIT OF MEASURE	O 1		

SEGMENT DETAIL

NTE - LINE NOTE

X12 Segment Name: Note/Special Instruction

X12 Purpose: To transmit information in a free-form format, if necessary, for comment or special instruction

X12 Comments: 1. The NTE segment permits free-form information/data which, under ANSI X12 standard implementations, is not machine processible. The use of the NTE segment should therefore be avoided, if at all possible, in an automated environment.

Loop: 2400 — SERVICE LINE NUMBER

Segment Repeat: 1

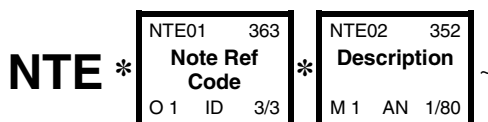
Usage: SITUATIONAL

Situational Rule: Required when in the judgment of the provider, the information is needed to substantiate the medical treatment and is not supported elsewhere within the claim data set.
If not required by this implementation guide, do not send.

TR3 Notes: 1. Use SV101-7 to describe non-specific procedure codes. Do not use this NTE Segment to describe a non-specific procedure code. If an NDC code is reported in Loop 2410, do not use this segment for a description of the procedure code. The NDC in loop 2410 will provide the description.

TR3 Example: NTE*DCP*PATIENT GOAL TO BE OFF OXYGEN BY END OF MONTH~

DIAGRAM



ELEMENT DETAIL

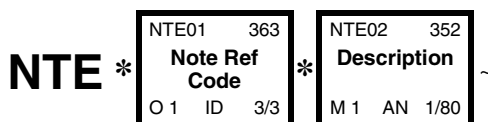
USAGE	REF. DES.	DATA ELEMENT	NAME	ATTRIBUTES
REQUIRED	NTE01	363	Note Reference Code Code identifying the functional area or purpose for which the note applies	O 1 ID 3/3
			CODE	DEFINITION
			ADD	Additional Information
			DCP	Goals, Rehabilitation Potential, or Discharge Plans
REQUIRED	NTE02	352	Description A free-form description to clarify the related data elements and their content	M 1 AN 1/80
IMPLEMENTATION NAME: Line Note Text				

SEGMENT DETAIL

NTE - THIRD PARTY ORGANIZATION NOTES

X12 Segment Name: Note/Special Instruction**X12 Purpose:** To transmit information in a free-form format, if necessary, for comment or special instruction**X12 Comments:** 1. The NTE segment permits free-form information/data which, under ANSI X12 standard implementations, is not machine processible. The use of the NTE segment should therefore be avoided, if at all possible, in an automated environment.**Loop:** 2400 — SERVICE LINE NUMBER**Segment Repeat:** 1**Usage:** SITUATIONAL**Situational Rule:** Required when the TPO/repricer needs to forward additional information to the payer. This segment is not completed by providers. If not required by this implementation guide, do not send.**TR3 Example:** NTE*TPO*STATE REGULATION 123 WAS APPLIED DURING THE PRICING OF THIS CLAIM~

DIAGRAM



ELEMENT DETAIL

USAGE	REF. DES.	DATA ELEMENT	NAME	ATTRIBUTES
REQUIRED	NTE01	363	Note Reference Code Code identifying the functional area or purpose for which the note applies	O 1 ID 3/3
			CODE	DEFINITION
			TPO	Third Party Organization Notes
REQUIRED	NTE02	352	Description A free-form description to clarify the related data elements and their content	M 1 AN 1/80
			IMPLEMENTATION NAME: Line Note Text	

SEGMENT DETAIL

PS1 - PURCHASED SERVICE INFORMATION

X12 Segment Name: Purchase Service

X12 Purpose: To specify the information about services that are purchased

Loop: 2400 — SERVICE LINE NUMBER

Segment Repeat: 1

Usage: SITUATIONAL

Situational Rule: Required on non-vision service lines when adjudication is known to be impacted by the charge amount for services purchased from another source.

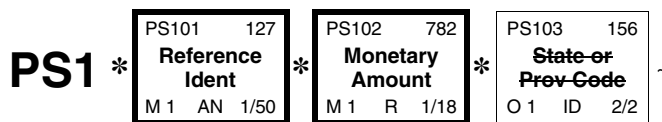
OR

Required on vision service lines when adjudication is known to be impacted by the acquisition cost of lenses.

If not required by this implementation guide, do not send.

TR3 Example: PS1*PN222222*110~

DIAGRAM



ELEMENT DETAIL

USAGE	REF. DES.	DATA ELEMENT	NAME	ATTRIBUTES
REQUIRED	PS101	127	Reference Identification Reference information as defined for a particular Transaction Set or as specified by the Reference Identification Qualifier SEMANTIC: PS101 is provider identification number. IMPLEMENTATION NAME: Purchased Service Provider Identifier This must be the identifier from the Purchased Service Provider Loop (Loop ID-2420B). When the Secondary Identifier REF is used, that is the identifier to be reported. If not present, use the identifier in NM109.	M 1 AN 1/50
REQUIRED	PS102	782	Monetary Amount Monetary amount SEMANTIC: PS102 is cost of the purchased service. IMPLEMENTATION NAME: Purchased Service Charge Amount	M 1 R 1/18
NOT USED	PS103	156	State or Province Code	O 1 ID 2/2

SEGMENT DETAIL

**HCP - LINE PRICING/REPRICING
INFORMATION****X12 Segment Name:** Health Care Pricing**X12 Purpose:** To specify pricing or repricing information about a health care claim or line item**X12 Syntax:** 1. **R0113**

At least one of HCP01 or HCP13 is required.

2. **P0910**

If either HCP09 or HCP10 is present, then the other is required.

3. **P1112**

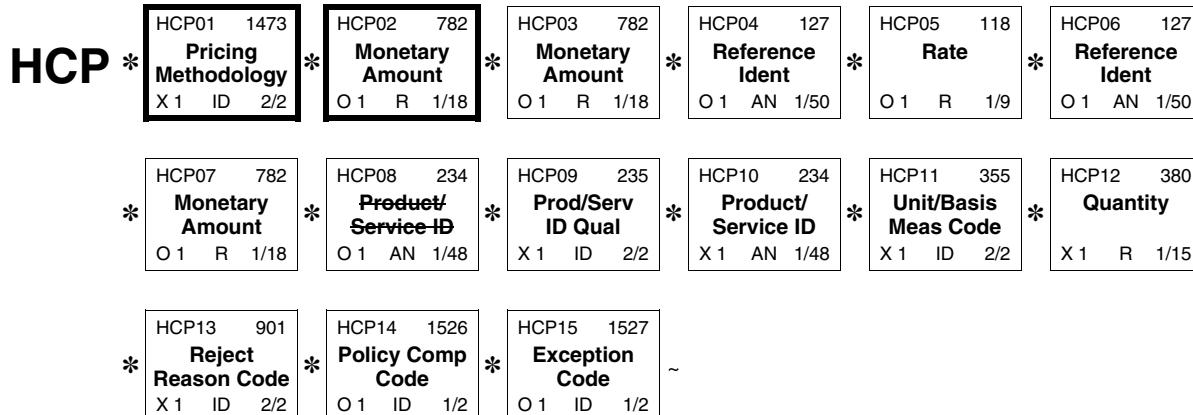
If either HCP11 or HCP12 is present, then the other is required.

Loop: 2400 — SERVICE LINE NUMBER**Segment Repeat:** 1**Usage:** SITUATIONAL**Situational Rule:** Required when this information is deemed necessary by the repricer. The segment is not completed by providers. The information is completed by repricers only. If not required by this implementation guide, do not send.**TR3 Notes:** 1. This information is specific to the destination payer reported in Loop ID-2010BB.

2. For capitated encounters, pricing or repricing information usually is not applicable and is provided to qualify other information within the claim.

TR3 Example: HCP*03*100*10*RPO12345~

DIAGRAM



ELEMENT DETAIL

USAGE	REF. DES.	DATA ELEMENT	NAME	ATTRIBUTES																																		
REQUIRED	HCP01	1473	<div>Pricing Methodology</div> <div>Code specifying pricing methodology at which the claim or line item has been priced or repriced</div> <div>SYNTAX: R0113</div> <div>Specific code use is determined by Trading Partner Agreement due to the variances in contracting policies in the industry.</div> <table><thead><tr><th>CODE</th><th>DEFINITION</th></tr></thead><tbody><tr><td>00</td><td>Zero Pricing (Not Covered Under Contract)</td></tr><tr><td>01</td><td>Priced as Billed at 100%</td></tr><tr><td>02</td><td>Priced at the Standard Fee Schedule</td></tr><tr><td>03</td><td>Priced at a Contractual Percentage</td></tr><tr><td>04</td><td>Bundled Pricing</td></tr><tr><td>05</td><td>Peer Review Pricing</td></tr><tr><td>06</td><td>Per Diem Pricing</td></tr><tr><td>07</td><td>Flat Rate Pricing</td></tr><tr><td>08</td><td>Combination Pricing</td></tr><tr><td>09</td><td>Maternity Pricing</td></tr><tr><td>10</td><td>Other Pricing</td></tr><tr><td>11</td><td>Lower of Cost</td></tr><tr><td>12</td><td>Ratio of Cost</td></tr><tr><td>13</td><td>Cost Reimbursed</td></tr><tr><td>14</td><td>Adjustment Pricing</td></tr></tbody></table>	CODE	DEFINITION	00	Zero Pricing (Not Covered Under Contract)	01	Priced as Billed at 100%	02	Priced at the Standard Fee Schedule	03	Priced at a Contractual Percentage	04	Bundled Pricing	05	Peer Review Pricing	06	Per Diem Pricing	07	Flat Rate Pricing	08	Combination Pricing	09	Maternity Pricing	10	Other Pricing	11	Lower of Cost	12	Ratio of Cost	13	Cost Reimbursed	14	Adjustment Pricing	X 1	ID	2/2
CODE	DEFINITION																																					
00	Zero Pricing (Not Covered Under Contract)																																					
01	Priced as Billed at 100%																																					
02	Priced at the Standard Fee Schedule																																					
03	Priced at a Contractual Percentage																																					
04	Bundled Pricing																																					
05	Peer Review Pricing																																					
06	Per Diem Pricing																																					
07	Flat Rate Pricing																																					
08	Combination Pricing																																					
09	Maternity Pricing																																					
10	Other Pricing																																					
11	Lower of Cost																																					
12	Ratio of Cost																																					
13	Cost Reimbursed																																					
14	Adjustment Pricing																																					
REQUIRED	HCP02	782	<div>Monetary Amount</div> <div>Monetary amount</div> <div>SEMANTIC: HCP02 is the allowed amount.</div> <div>IMPLEMENTATION NAME: Repriced Allowed Amount</div>	O 1	R	1/18																																
SITUATIONAL	HCP03	782	<div>Monetary Amount</div> <div>Monetary amount</div> <div>SEMANTIC: HCP03 is the savings amount.</div> <div>SITUATIONAL RULE: Required when this information is deemed necessary by the repricer. The segment is not completed by providers. The information is completed by repricers only. If not required by this implementation guide, do not send.</div> <div>IMPLEMENTATION NAME: Repriced Saving Amount</div>	O 1	R	1/18																																

SITUATIONAL	HCP04	127	Reference Identification Reference information as defined for a particular Transaction Set or as specified by the Reference Identification Qualifier SEMANTIC: HCP04 is the repricing organization identification number. SITUATIONAL RULE: <i>Required when this information is deemed necessary by the repricer. The segment is not completed by providers. The information is completed by repricers only. If not required by this implementation guide, do not send.</i> IMPLEMENTATION NAME: Repricing Organization Identifier	O 1 AN	1/50
SITUATIONAL	HCP05	118	Rate Rate expressed in the standard monetary denomination for the currency specified SEMANTIC: HCP05 is the pricing rate associated with per diem or flat rate repricing. SITUATIONAL RULE: <i>Required when this information is deemed necessary by the repricer. The segment is not completed by providers. The information is completed by repricers only. If not required by this implementation guide, do not send.</i> IMPLEMENTATION NAME: Repricing Per Diem or Flat Rate Amount	O 1 R	1/9
SITUATIONAL	HCP06	127	Reference Identification Reference information as defined for a particular Transaction Set or as specified by the Reference Identification Qualifier SEMANTIC: HCP06 is the approved DRG code. COMMENT: HCP06, HCP07, HCP08, HCP10, and HCP12 are fields that will contain different values from the original submitted values. SITUATIONAL RULE: <i>Required when this information is deemed necessary by the repricer. The segment is not completed by providers. The information is completed by repricers only. If not required by this implementation guide, do not send.</i> IMPLEMENTATION NAME: Repriced Approved Ambulatory Patient Group (APG) Code	O 1 AN	1/50
SITUATIONAL	HCP07	782	Monetary Amount Monetary amount SEMANTIC: HCP07 is the approved DRG amount. SITUATIONAL RULE: <i>Required when this information is deemed necessary by the repricer. The segment is not completed by providers. The information is completed by repricers only. If not required by this implementation guide, do not send.</i> IMPLEMENTATION NAME: Repriced Approved Ambulatory Patient Group (APG) Amount	O 1 R	1/18
NOT USED	HCP08	234	Product/Service ID	O 1 AN	1/48

SITUATIONAL **HCP09** **235** **Product/Service ID Qualifier** **X 1** **ID** **2/2**

Code identifying the type/source of the descriptive number used in Product/Service ID (234)

SYNTAX: P0910

SITUATIONAL RULE: *Required when this information is deemed necessary by the repricer. The segment is not completed by providers. The information is completed by repricers only. If not required by this implementation guide, do not send.*

IMPLEMENTATION NAME: Product or Service ID Qualifier

CODE	DEFINITION
ER	Jurisdiction Specific Procedure and Supply Codes
	This code set is not allowed for use under HIPAA at the time of this writing. The qualifier can only be used: If a new rule names the Jurisdiction Specific Procedure and Supply Codes as an allowable code set under HIPAA, OR The Secretary grants an exception to use the code set as a pilot project as allowed under the law, OR For claims which are not covered under HIPAA.
	CODE SOURCE 576: Workers Compensation Specific Procedure and Supply Codes
HC	Health Care Financing Administration Common Procedural Coding System (HCPCS) Codes
	Because the AMA's CPT codes are also level 1 HCPCS codes, they are reported under HC.
	CODE SOURCE 130: Healthcare Common Procedure Coding System
IV	Home Infusion EDI Coalition (HIEC) Product/Service Code
	This code set is not allowed for use under HIPAA at the time of this writing. The qualifier can only be used: If a new rule names the Home Infusion EDI Coalition (HIEC) Product/Service Codes as an allowable code set under HIPAA, OR The Secretary grants an exception to use the code set as a pilot project as allowed under the law, OR For claims which are not covered under HIPAA.
	CODE SOURCE 513: Home Infusion EDI Coalition (HIEC) Product/Service Code List

			WK	Advanced Billing Concepts (ABC) Codes		
				<p>At the time of this writing, this code set has been approved by the Secretary of HHS as a pilot project allowed under HIPAA law.</p> <p>The qualifier may only be used in transactions covered under HIPAA;</p> <p>By parties registered in the pilot project and their trading partners,</p> <p>OR</p> <p>If a new rule names the Complementary, Alternative, or Holistic Procedure Codes as an allowable code set under HIPAA,</p> <p>OR</p> <p>For claims which are not covered under HIPAA.</p>		
				CODE SOURCE 843: Advanced Billing Concepts (ABC) Codes		
SITUATIONAL	HCP10	234	Product/Service ID	X 1	AN	1/48
Identifying number for a product or service						
SYNTAX: P0910						
SEMANTIC: HCP10 is the approved procedure code.						
SITUATIONAL RULE: <i>Required when this information is deemed necessary by the repricer. The segment is not completed by providers. The information is completed by repricers only. If not required by this implementation guide, do not send.</i>						
IMPLEMENTATION NAME: Repriced Approved HCPCS Code						
SITUATIONAL	HCP11	355	Unit or Basis for Measurement Code	X 1	ID	2/2
Code specifying the units in which a value is being expressed, or manner in which a measurement has been taken						
SYNTAX: P1112						
SITUATIONAL RULE: <i>Required when this information is deemed necessary by the repricer. The segment is not completed by providers. The information is completed by repricers only. If not required by this implementation guide, do not send.</i>						
			CODE	DEFINITION		
			MJ	Minutes		
			UN	Unit		

SITUATIONAL	HCP12	380	Quantity	X 1	R	1/15														
Numeric value of quantity																				
SYNTAX: P1112																				
SEMANTIC: HCP12 is the approved service units or inpatient days.																				
SITUATIONAL RULE: <i>Required when this information is deemed necessary by the repricer. The segment is not completed by providers. The information is completed by repricers only. If not required by this implementation guide, do not send.</i>																				
IMPLEMENTATION NAME: Repriced Approved Service Unit Count																				
Note: When a decimal is needed to report units, include it in this element, for example, "15.6".																				
The maximum length for this field is 8 digits excluding the decimal. When a decimal is used, the maximum number of digits allowed to the right of the decimal is three.																				
SITUATIONAL	HCP13	901	Reject Reason Code	X 1	ID	2/2														
Code assigned by issuer to identify reason for rejection																				
SYNTAX: R0113																				
SEMANTIC: HCP13 is the rejection message returned from the third party organization.																				
SITUATIONAL RULE: <i>Required when this information is deemed necessary by the repricer. The segment is not completed by providers. The information is completed by repricers only. If not required by this implementation guide, do not send.</i>																				
<table><tr><th>CODE</th><th>DEFINITION</th></tr><tr><td>T1</td><td>Cannot Identify Provider as TPO (Third Party Organization) Participant</td></tr><tr><td>T2</td><td>Cannot Identify Payer as TPO (Third Party Organization) Participant</td></tr><tr><td>T3</td><td>Cannot Identify Insured as TPO (Third Party Organization) Participant</td></tr><tr><td>T4</td><td>Payer Name or Identifier Missing</td></tr><tr><td>T5</td><td>Certification Information Missing</td></tr><tr><td>T6</td><td>Claim does not contain enough information for repricing</td></tr></table>							CODE	DEFINITION	T1	Cannot Identify Provider as TPO (Third Party Organization) Participant	T2	Cannot Identify Payer as TPO (Third Party Organization) Participant	T3	Cannot Identify Insured as TPO (Third Party Organization) Participant	T4	Payer Name or Identifier Missing	T5	Certification Information Missing	T6	Claim does not contain enough information for repricing
CODE	DEFINITION																			
T1	Cannot Identify Provider as TPO (Third Party Organization) Participant																			
T2	Cannot Identify Payer as TPO (Third Party Organization) Participant																			
T3	Cannot Identify Insured as TPO (Third Party Organization) Participant																			
T4	Payer Name or Identifier Missing																			
T5	Certification Information Missing																			
T6	Claim does not contain enough information for repricing																			
SITUATIONAL	HCP14	1526	Policy Compliance Code	O 1	ID	1/2														
Code specifying policy compliance																				
SITUATIONAL RULE: <i>Required when this information is deemed necessary by the repricer. The segment is not completed by providers. The information is completed by repricers only. If not required by this implementation guide, do not send.</i>																				
<table><tr><th>CODE</th><th>DEFINITION</th></tr><tr><td>1</td><td>Procedure Followed (Compliance)</td></tr><tr><td>2</td><td>Not Followed - Call Not Made (Non-Compliance Call Not Made)</td></tr><tr><td>3</td><td>Not Medically Necessary (Non-Compliance Non-Medically Necessary)</td></tr></table>							CODE	DEFINITION	1	Procedure Followed (Compliance)	2	Not Followed - Call Not Made (Non-Compliance Call Not Made)	3	Not Medically Necessary (Non-Compliance Non-Medically Necessary)						
CODE	DEFINITION																			
1	Procedure Followed (Compliance)																			
2	Not Followed - Call Not Made (Non-Compliance Call Not Made)																			
3	Not Medically Necessary (Non-Compliance Non-Medically Necessary)																			

			4	Not Followed Other (Non-Compliance Other)			
			5	Emergency Admit to Non-Network Hospital			
SITUATIONAL	HCP15	1527	Exception Code		O 1	ID	1/2
			Code specifying the exception reason for consideration of out-of-network health care services				
			SEMANTIC: HCP15 is the exception reason generated by a third party organization.				
			SITUATIONAL RULE: <i>Required when this information is deemed necessary by the repricer. The segment is not completed by providers. The information is completed by repricers only. If not required by this implementation guide, do not send.</i>				
			CODE	DEFINITION			
			1	Non-Network Professional Provider in Network Hospital			
			2	Emergency Care			
			3	Services or Specialist not in Network			
			4	Out-of-Service Area			
			5	State Mandates			
			6	Other			

SEGMENT DETAIL

LIN - DRUG IDENTIFICATION

X12 Segment Name: Item Identification

X12 Purpose: To specify basic item identification data

X12 Set Notes: 1. Loop 2410 contains compound drug components, quantities and prices.

- X12 Syntax:**
1. **P0405**
If either LIN04 or LIN05 is present, then the other is required.
 2. **P0607**
If either LIN06 or LIN07 is present, then the other is required.
 3. **P0809**
If either LIN08 or LIN09 is present, then the other is required.
 4. **P1011**
If either LIN10 or LIN11 is present, then the other is required.
 5. **P1213**
If either LIN12 or LIN13 is present, then the other is required.
 6. **P1415**
If either LIN14 or LIN15 is present, then the other is required.
 7. **P1617**
If either LIN16 or LIN17 is present, then the other is required.
 8. **P1819**
If either LIN18 or LIN19 is present, then the other is required.
 9. **P2021**
If either LIN20 or LIN21 is present, then the other is required.
 10. **P2223**
If either LIN22 or LIN23 is present, then the other is required.
 11. **P2425**
If either LIN24 or LIN25 is present, then the other is required.
 12. **P2627**
If either LIN26 or LIN27 is present, then the other is required.
 13. **P2829**
If either LIN28 or LIN29 is present, then the other is required.
 14. **P3031**
If either LIN30 or LIN31 is present, then the other is required.

X12 Comments: 1. See the Data Dictionary for a complete list of IDs.

Loop: 2410 — DRUG IDENTIFICATION **Loop Repeat:** 1

Segment Repeat: 1

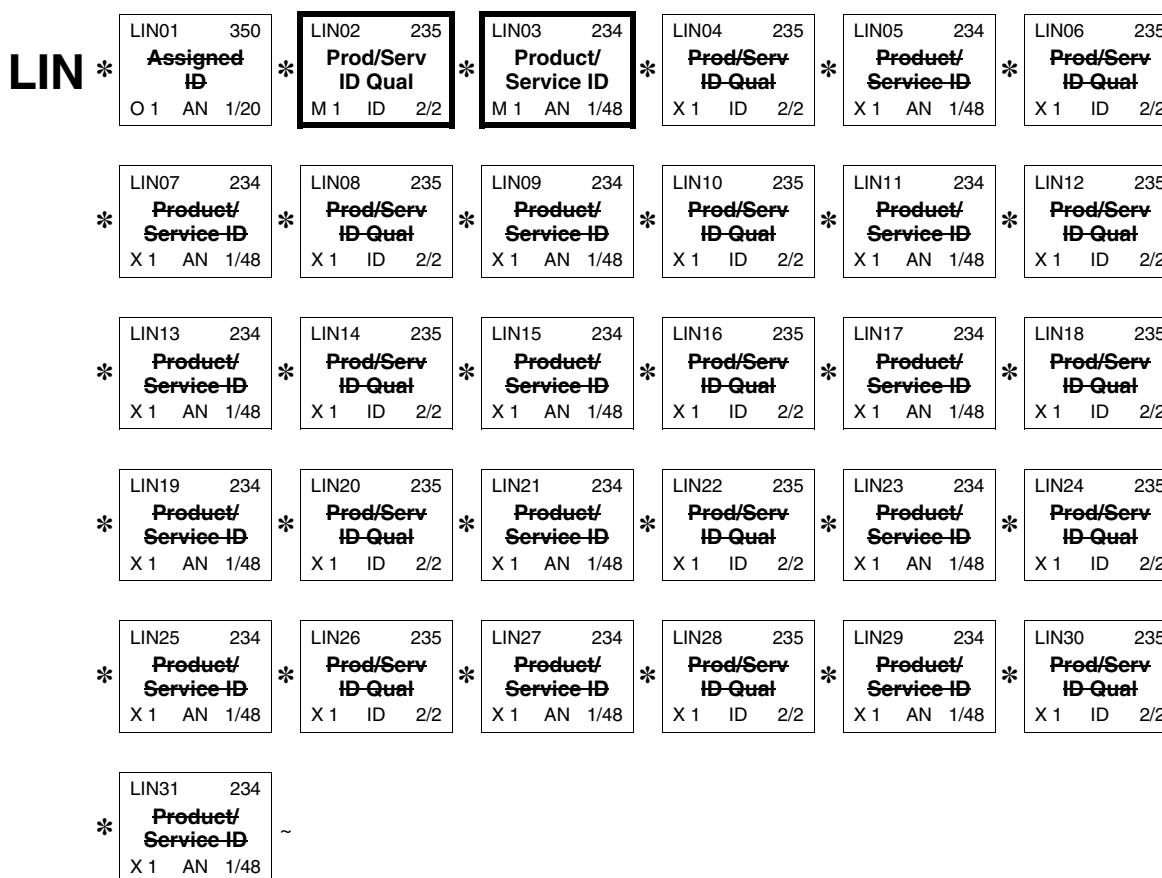
Usage: SITUATIONAL

Situational Rule: Required when government regulation mandates that prescribed drugs and biologics are reported with NDC numbers.
OR
Required when the provider or submitter chooses to report NDC numbers to enhance the claim reporting or adjudication processes.
OR
Required when an HHS approved pilot project specifies reporting of Universal Product Number (UPN) by parties registered in the pilot and their trading partners.
OR
Required when government regulation mandates that medical and surgical supplies are reported with UPN's.

If not required by this implementation guide, do not send.

TR3 Notes: 1. Drugs and biologics reported in this segment are a further specification of service(s) described in the SV1 segment of this Service Line Loop ID-2400.

TR3 Example: LIN**N4*01234567891~

DIAGRAM

ELEMENT DETAIL

USAGE	REF. DES.	DATA ELEMENT	NAME	ATTRIBUTES		
NOT USED	LIN01	350	Assigned Identification	O 1	AN	1/20
REQUIRED	LIN02	235	Product/Service ID Qualifier Code identifying the type/source of the descriptive number used in Product/Service ID (234) COMMENT: LIN02 through LIN31 provide for fifteen different product/service IDs for each item. For example: Case, Color, Drawing No., U.P.C. No., ISBN No., Model No., or SKU. IMPLEMENTATION NAME: Product or Service ID Qualifier At the time of this writing, UPN code sets designated by values EN, EO, HI, ON, UK, and UP have been approved by the Secretary of HHS as a pilot project allowed under HIPAA law. During the pilot, these code values may only be used by parties registered in the pilot project and their trading partners. Beyond the pilot, these codes may only be used if mandated by government regulation.	M 1	ID	2/2
			CODE	DEFINITION		
			EN	EAN/UCC - 13 CODE SOURCE 41: GS1 US Global Trade Item Number (GTIN)		
			EO	EAN/UCC - 8 CODE SOURCE 41: GS1 US Global Trade Item Number (GTIN)		
			HI	HIBC (Health Care Industry Bar Code) Supplier Labeling Standard Primary Data Message		
			N4	National Drug Code in 5-4-2 Format CODE SOURCE 240: National Drug Code by Format		
			ON	Customer Order Number		
			UK	GTIN 14-digit Data Structure CODE SOURCE 41: GS1 US Global Trade Item Number (GTIN)		
			UP	UCC - 12 CODE SOURCE 41: GS1 US Global Trade Item Number (GTIN)		
REQUIRED	LIN03	234	Product/Service ID Identifying number for a product or service IMPLEMENTATION NAME: National Drug Code or Universal Product Number	M 1	AN	1/48
NOT USED	LIN04	235	Product/Service ID Qualifier	X 1	ID	2/2
NOT USED	LIN05	234	Product/Service ID	X 1	AN	1/48
NOT USED	LIN06	235	Product/Service ID Qualifier	X 1	ID	2/2
NOT USED	LIN07	234	Product/Service ID	X 1	AN	1/48
NOT USED	LIN08	235	Product/Service ID Qualifier	X 1	ID	2/2
NOT USED	LIN09	234	Product/Service ID	X 1	AN	1/48
NOT USED	LIN10	235	Product/Service ID Qualifier	X 1	ID	2/2
NOT USED	LIN11	234	Product/Service ID	X 1	AN	1/48
NOT USED	LIN12	235	Product/Service ID Qualifier	X 1	ID	2/2
NOT USED	LIN13	234	Product/Service ID	X 1	AN	1/48
NOT USED	LIN14	235	Product/Service ID Qualifier	X 1	ID	2/2

NOT USED	LIN15	234	Product/Service ID	X 1	AN	1/48
NOT USED	LIN16	235	Product/Service ID Qualifier	X 1	ID	2/2
NOT USED	LIN17	234	Product/Service ID	X 1	AN	1/48
NOT USED	LIN18	235	Product/Service ID Qualifier	X 1	ID	2/2
NOT USED	LIN19	234	Product/Service ID	X 1	AN	1/48
NOT USED	LIN20	235	Product/Service ID Qualifier	X 1	ID	2/2
NOT USED	LIN21	234	Product/Service ID	X 1	AN	1/48
NOT USED	LIN22	235	Product/Service ID Qualifier	X 1	ID	2/2
NOT USED	LIN23	234	Product/Service ID	X 1	AN	1/48
NOT USED	LIN24	235	Product/Service ID Qualifier	X 1	ID	2/2
NOT USED	LIN25	234	Product/Service ID	X 1	AN	1/48
NOT USED	LIN26	235	Product/Service ID Qualifier	X 1	ID	2/2
NOT USED	LIN27	234	Product/Service ID	X 1	AN	1/48
NOT USED	LIN28	235	Product/Service ID Qualifier	X 1	ID	2/2
NOT USED	LIN29	234	Product/Service ID	X 1	AN	1/48
NOT USED	LIN30	235	Product/Service ID Qualifier	X 1	ID	2/2
NOT USED	LIN31	234	Product/Service ID	X 1	AN	1/48

SEGMENT DETAIL

CTP - DRUG QUANTITY

X12 Segment Name: Pricing Information

X12 Purpose: To specify pricing information

X12 Syntax: 1. **P0405**

If either CTP04 or CTP05 is present, then the other is required.

2. **C0607**

If CTP06 is present, then CTP07 is required.

3. **C0902**

If CTP09 is present, then CTP02 is required.

4. **C1002**

If CTP10 is present, then CTP02 is required.

5. **C1103**

If CTP11 is present, then CTP03 is required.

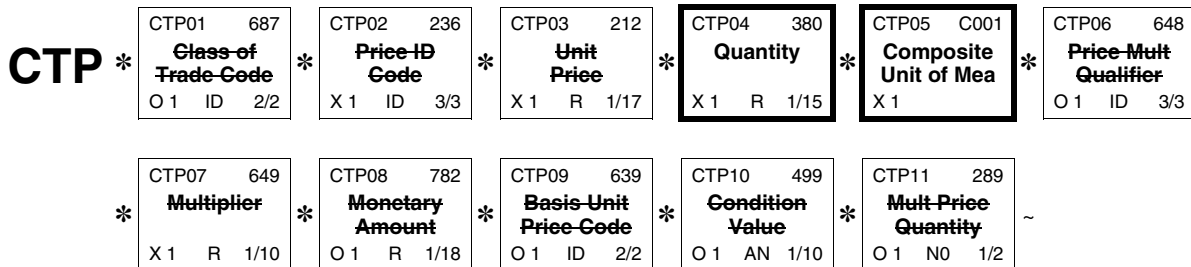
Loop: 2410 — DRUG IDENTIFICATION

Segment Repeat: 1

Usage: REQUIRED

TR3 Example: CTP*****2*UN~

DIAGRAM



ELEMENT DETAIL

USAGE	REF. DES.	DATA ELEMENT	NAME	ATTRIBUTES
NOT USED	CTP01	687	Class of Trade Code	O 1 ID 2/2
NOT USED	CTP02	236	Price Identifier Code	X 1 ID 3/3
NOT USED	CTP03	212	Unit Price	X 1 R 1/17
REQUIRED	CTP04	380	Quantity Numeric value of quantity SYNTAX: P0405	X 1 R 1/15
IMPLEMENTATION NAME: National Drug Unit Count				

REQUIRED	CTP05	C001	COMPOSITE UNIT OF MEASURE To identify a composite unit of measure (See Figures Appendix for examples of use)	X 1		
REQUIRED	CTP05-01	355	Unit or Basis for Measurement Code Code specifying the units in which a value is being expressed, or manner in which a measurement has been taken COMMENTS: If C001-11 is not used, its value is to be interpreted as 1. If C001-12 is not used, its value is to be interpreted as 1. If C001-14 is not used, its value is to be interpreted as 1. If C001-15 is not used, its value is to be interpreted as 1. IMPLEMENTATION NAME: Code Qualifier	M ID	2/2	
			CODE	DEFINITION		
			F2	International Unit		
			GR	Gram		
			ME	Milligram		
			ML	Milliliter		
			UN	Unit		
NOT USED	CTP05-02	1018	Exponent	O R	1/15	
NOT USED	CTP05-03	649	Multiplier	O R	1/10	
NOT USED	CTP05-04	355	Unit or Basis for Measurement Code	O ID	2/2	
NOT USED	CTP05-05	1018	Exponent	O R	1/15	
NOT USED	CTP05-06	649	Multiplier	O R	1/10	
NOT USED	CTP05-07	355	Unit or Basis for Measurement Code	O ID	2/2	
NOT USED	CTP05-08	1018	Exponent	O R	1/15	
NOT USED	CTP05-09	649	Multiplier	O R	1/10	
NOT USED	CTP05-10	355	Unit or Basis for Measurement Code	O ID	2/2	
NOT USED	CTP05-11	1018	Exponent	O R	1/15	
NOT USED	CTP05-12	649	Multiplier	O R	1/10	
NOT USED	CTP05-13	355	Unit or Basis for Measurement Code	O ID	2/2	
NOT USED	CTP05-14	1018	Exponent	O R	1/15	
NOT USED	CTP05-15	649	Multiplier	O R	1/10	
NOT USED	CTP06	648	Price Multiplier Qualifier	O 1 ID	3/3	
NOT USED	CTP07	649	Multiplier	X 1 R	1/10	
NOT USED	CTP08	782	Monetary Amount	O 1 R	1/18	
NOT USED	CTP09	639	Basis of Unit Price Code	O 1 ID	2/2	
NOT USED	CTP10	499	Condition Value	O 1 AN	1/10	
NOT USED	CTP11	289	Multiple Price Quantity	O 1 NO	1/2	

SEGMENT DETAIL

REF - PRESCRIPTION OR COMPOUND DRUG ASSOCIATION NUMBER

X12 Segment Name: Reference Information

X12 Purpose: To specify identifying information

X12 Syntax: 1. R0203

At least one of REF02 or REF03 is required.

Loop: 2410 — DRUG IDENTIFICATION

Segment Repeat: 1

Usage: SITUATIONAL

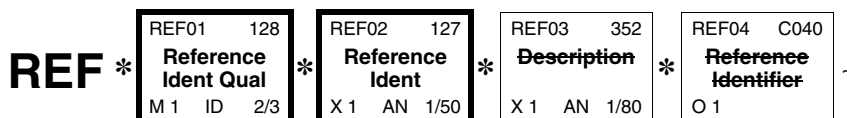
Situational Rule: Required when dispensing of the drug has been done with an assigned prescription number.
 OR
 Required when the provided medication involves the compounding of two or more drugs being reported and there is no prescription number.
 If not required by this implementation guide, do not send.

TR3 Notes:

1. In cases where a compound drug is being billed, the components of the compound will all have the same prescription number. Payers receiving the claim can relate all the components by matching the prescription number.
2. For cases where the drug is provided without a prescription (for example, from a physician's office), the value provided in this segment is a "link sequence number". The link sequence number is a provider assigned number that is unique to this claim. Its purpose is to enable the receiver to piece together the components of the compound.

TR3 Example: REF*XZ*123456~

DIAGRAM



ELEMENT DETAIL

USAGE	REF. DES.	DATA ELEMENT	NAME	ATTRIBUTES		
REQUIRED	REF01	128	Reference Identification Qualifier Code qualifying the Reference Identification	M 1	ID	2/3
			CODE	DEFINITION		
			VY	Link Sequence Number		
			XZ	Pharmacy Prescription Number		

REQUIRED	REF02	127	Reference Identification Reference information as defined for a particular Transaction Set or as specified by the Reference Identification Qualifier SYNTAX: R0203 IMPLEMENTATION NAME: Prescription Number	X 1 AN 1/50
NOT USED	REF03	352	Description	X 1 AN 1/80
NOT USED	REF04	C040	REFERENCE IDENTIFIER	O 1

SEGMENT DETAIL

NM1 - RENDERING PROVIDER NAME

X12 Segment Name: Individual or Organizational Name

X12 Purpose: To supply the full name of an individual or organizational entity

X12 Set Notes: 1. Loop 2420 contains information about the rendering, referring, or attending provider on a service line level. These segments override the information in the claim - level segments if the entity identifier codes in each NM1 segment are the same.

X12 Syntax: 1. **P0809**
If either NM108 or NM109 is present, then the other is required.
2. **C1110**
If NM111 is present, then NM110 is required.
3. **C1203**
If NM112 is present, then NM103 is required.

Loop: 2420A — RENDERING PROVIDER NAME **Loop Repeat:** 1

Segment Repeat: 1

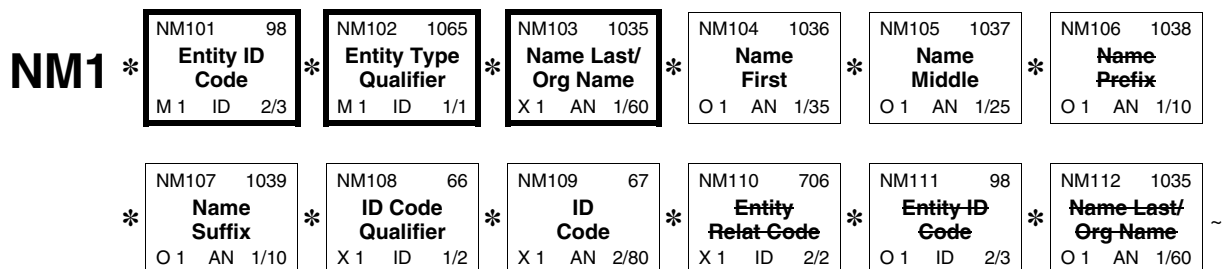
Usage: SITUATIONAL

Situational Rule: Required when the Rendering Provider NM1 information is different than that carried in the Loop ID-2310B Rendering Provider.
OR
Required when Loop ID-2310B Rendering Provider is not used AND this particular line item has different Rendering Provider information than that which is carried in Loop ID-2010AA Billing Provider.
If not required by this implementation guide, do not send.

TR3 Notes: 1. Used for all types of rendering providers including laboratories. The Rendering Provider is the person or company (laboratory or other facility) who rendered the care. In the case where a substitute provider (locum tenens) was used, enter that provider's information here.

TR3 Example: NM1*82*1*DOE*JANE*C***XX*1234567804~

DIAGRAM



ELEMENT DETAIL

USAGE	REF. DES.	DATA ELEMENT	NAME	ATTRIBUTES								
REQUIRED	NM101	98	Entity Identifier Code Code identifying an organizational entity, a physical location, property or an individual	M 1	ID	2/3						
			<table><tr><th>CODE</th><th>DEFINITION</th></tr><tr><td>82</td><td>Rendering Provider</td></tr></table>	CODE	DEFINITION	82	Rendering Provider					
CODE	DEFINITION											
82	Rendering Provider											
REQUIRED	NM102	1065	Entity Type Qualifier Code qualifying the type of entity SEMANTIC: NM102 qualifies NM103.	M 1	ID	1/1						
			<table><tr><th>CODE</th><th>DEFINITION</th></tr><tr><td>1</td><td>Person</td></tr><tr><td>2</td><td>Non-Person Entity</td></tr></table>	CODE	DEFINITION	1	Person	2	Non-Person Entity			
CODE	DEFINITION											
1	Person											
2	Non-Person Entity											
REQUIRED	NM103	1035	Name Last or Organization Name Individual last name or organizational name SYNTAX: C1203	X 1	AN	1/60						
			IMPLEMENTATION NAME: Rendering Provider Last or Organization Name									
SITUATIONAL	NM104	1036	Name First Individual first name SITUATIONAL RULE: <i>Required when NM102 = 1 (person) and the person has a first name. If not required by this implementation guide, do not send.</i>	O 1	AN	1/35						
			IMPLEMENTATION NAME: Rendering Provider First Name									
SITUATIONAL	NM105	1037	Name Middle Individual middle name or initial SITUATIONAL RULE: <i>Required when NM102 = 1 (person) and the middle name or initial of the person is needed to identify the individual. If not required by this implementation guide, do not send.</i>	O 1	AN	1/25						
			IMPLEMENTATION NAME: Rendering Provider Middle Name or Initial									
NOT USED	NM106	1038	Name Prefix	O 1	AN	1/10						
SITUATIONAL	NM107	1039	Name Suffix Suffix to individual name SITUATIONAL RULE: <i>Required when NM102 = 1 (person) and the name suffix of the person is needed to identify the individual. If not required by this implementation guide, do not send.</i>	O 1	AN	1/10						
			IMPLEMENTATION NAME: Rendering Provider Name Suffix									

SITUATIONAL	NM108	66	Identification Code Qualifier	X 1	ID	1/2						
Code designating the system/method of code structure used for Identification Code (67)												
SYNTAX: P0809												
SITUATIONAL RULE: <i>Required for providers in the United States or its territories on or after the mandated HIPAA National Provider Identifier (NPI) implementation date when the provider is eligible to receive an NPI.</i>												
OR												
<i>Required for providers not in the United States or its territories on or after the mandated HIPAA National Provider Identifier (NPI) implementation date when the provider has received an NPI.</i>												
OR												
<i>Required for providers prior to the mandated NPI implementation date when the provider has received an NPI and the submitter has the capability to send it.</i>												
<i>If not required by this implementation guide, do not send.</i>												
<table><tr><td>CODE</td><td>DEFINITION</td></tr><tr><td>XX</td><td>Centers for Medicare and Medicaid Services National Provider Identifier</td></tr><tr><td colspan="2">CODE SOURCE 537: Centers for Medicare & Medicaid Services National Provider Identifier</td></tr></table>							CODE	DEFINITION	XX	Centers for Medicare and Medicaid Services National Provider Identifier	CODE SOURCE 537: Centers for Medicare & Medicaid Services National Provider Identifier	
CODE	DEFINITION											
XX	Centers for Medicare and Medicaid Services National Provider Identifier											
CODE SOURCE 537: Centers for Medicare & Medicaid Services National Provider Identifier												
SITUATIONAL	NM109	67	Identification Code	X 1	AN	2/80						
Code identifying a party or other code												
SYNTAX: P0809												
SITUATIONAL RULE: <i>Required for providers in the United States or its territories on or after the mandated HIPAA National Provider Identifier (NPI) implementation date when the provider is eligible to receive an NPI.</i>												
OR												
<i>Required for providers not in the United States or its territories on or after the mandated HIPAA National Provider Identifier (NPI) implementation date when the provider has received an NPI.</i>												
OR												
<i>Required for providers prior to the mandated NPI implementation date when the provider has received an NPI and the submitter has the capability to send it.</i>												
<i>If not required by this implementation guide, do not send.</i>												
IMPLEMENTATION NAME: Rendering Provider Identifier												
NOT USED	NM110	706	Entity Relationship Code	X 1	ID	2/2						
NOT USED	NM111	98	Entity Identifier Code	O 1	ID	2/3						
NOT USED	NM112	1035	Name Last or Organization Name	O 1	AN	1/60						

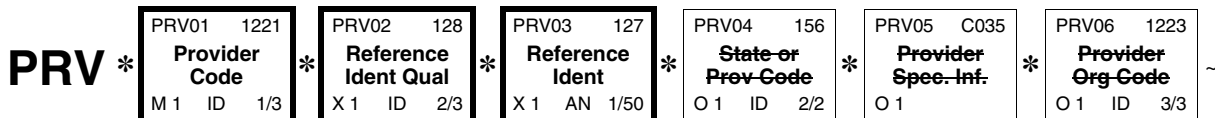
SEGMENT DETAIL

**PRV - RENDERING PROVIDER SPECIALTY
INFORMATION****X12 Segment Name:** Provider Information**X12 Purpose:** To specify the identifying characteristics of a provider**X12 Syntax:** 1. **P0203**

If either PRV02 or PRV03 is present, then the other is required.

Loop: 2420A — RENDERING PROVIDER NAME**Segment Repeat:** 1**Usage:** SITUATIONAL**Situational Rule:** Required when adjudication is known to be impacted by the provider taxonomy code. If not required by this implementation guide, do not send.**TR3 Example:** PRV*PE*PXC*208D00000X~

DIAGRAM



ELEMENT DETAIL

USAGE	REF. DES.	DATA ELEMENT	NAME	ATTRIBUTES
REQUIRED	PRV01	1221	Provider Code Code identifying the type of provider	M 1 ID 1/3
			CODE	DEFINITION
			PE	Performing
REQUIRED	PRV02	128	Reference Identification Qualifier Code qualifying the Reference Identification	X 1 ID 2/3
			SYNTAX: P0203	
			CODE	DEFINITION
			PXC	Health Care Provider Taxonomy Code
			CODE SOURCE 682: Health Care Provider Taxonomy	
REQUIRED	PRV03	127	Reference Identification Reference information as defined for a particular Transaction Set or as specified by the Reference Identification Qualifier	X 1 AN 1/50
			SYNTAX: P0203	
			IMPLEMENTATION NAME: Provider Taxonomy Code	
NOT USED	PRV04	156	State or Province Code	O 1 ID 2/2
NOT USED	PRV05	C035	PROVIDER SPECIALTY INFORMATION	O 1
NOT USED	PRV06	1223	Provider Organization Code	O 1 ID 3/3

SEGMENT DETAIL

REF - RENDERING PROVIDER SECONDARY IDENTIFICATION**X12 Segment Name:** Reference Information**X12 Purpose:** To specify identifying information**X12 Syntax:** 1. R0203

At least one of REF02 or REF03 is required.

Loop: 2420A — RENDERING PROVIDER NAME**Segment Repeat:** 20**Usage:** SITUATIONAL

Situational Rule: Required prior to the mandated HIPAA National Provider Identifier (NPI) implementation date when an identification number other than the NPI is necessary for the receiver to identify the provider.

OR

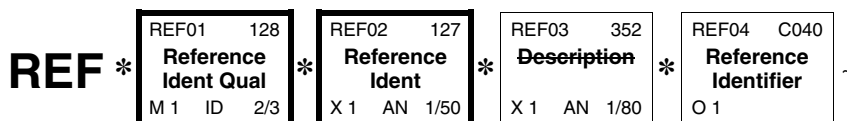
Required on or after the mandated NPI Implementation Date when NM109 in this loop is not used and an identification number other than the NPI is necessary for the receiver to identify the provider.

If not required by this implementation guide, do not send.

TR3 Notes: 1. When it is necessary to report one or more non-destination payer Secondary Identifiers, the composite data element in REF04 is used to identify the payer who assigned this identifier.

TR3 Example: REF*G2*12345~

DIAGRAM



ELEMENT DETAIL

USAGE	REF. DES.	DATA ELEMENT	NAME	ATTRIBUTES		
REQUIRED	REF01	128	Reference Identification Qualifier Code qualifying the Reference Identification	M 1	ID	2/3
			CODE	DEFINITION		
			0B	State License Number		
			1G	Provider UPIN Number		
			UPINs must be formatted as either X99999 or XXX999.			

			G2	Provider Commercial Number						
			This code designates a proprietary provider number for the destination payer identified in the Payer Name loop, Loop ID-2010BB, associated with this claim. This is to be used by all payers including: Medicare, Medicaid, Blue Cross, etc.							
			LU	Location Number						
REQUIRED	REF02	127	Reference Identification	X 1 AN 1/50						
			Reference information as defined for a particular Transaction Set or as specified by the Reference Identification Qualifier							
			SYNTAX: R0203							
			IMPLEMENTATION NAME: Rendering Provider Secondary Identifier							
NOT USED	REF03	352	Description	X 1 AN 1/80						
SITUATIONAL	REF04	C040	REFERENCE IDENTIFIER	O 1						
			To identify one or more reference numbers or identification numbers as specified by the Reference Qualifier							
			SYNTAX: P0304 If either C04003 or C04004 is present, then the other is required. P0506 If either C04005 or C04006 is present, then the other is required.							
			SITUATIONAL RULE: <i>Required when the identifier reported in REF02 of this segment is for a non-destination payer.</i>							
			Do not use this composite when the value reported in REF01 is either 0B or 1G.							
REQUIRED	REF04-01	128	Reference Identification Qualifier	M ID 2/3						
			Code qualifying the Reference Identification							
			CODE	DEFINITION						
			2U	Payer Identification Number						
REQUIRED	REF04-02	127	Reference Identification	M AN 1/50						
			Reference information as defined for a particular Transaction Set or as specified by the Reference Identification Qualifier							
			IMPLEMENTATION NAME: Other Payer Primary Identifier							
			The payer identifier reported in this field must match the cooresponding payer identifier reported in Loop ID-2330B NM109.							
NOT USED	REF04-03	128	Reference Identification Qualifier	X ID 2/3						
NOT USED	REF04-04	127	Reference Identification	X AN 1/50						
NOT USED	REF04-05	128	Reference Identification Qualifier	X ID 2/3						
NOT USED	REF04-06	127	Reference Identification	X AN 1/50						

SEGMENT DETAIL

NM1 - PURCHASED SERVICE PROVIDER NAME

X12 Segment Name: Individual or Organizational Name

X12 Purpose: To supply the full name of an individual or organizational entity

X12 Set Notes: 1. Loop 2420 contains information about the rendering, referring, or attending provider on a service line level. These segments override the information in the claim - level segments if the entity identifier codes in each NM1 segment are the same.

X12 Syntax: 1. **P0809**
If either NM108 or NM109 is present, then the other is required.
2. **C1110**
If NM111 is present, then NM110 is required.
3. **C1203**
If NM112 is present, then NM103 is required.

Loop: 2420B — PURCHASED SERVICE PROVIDER NAME **Loop Repeat:** 1

Segment Repeat: 1

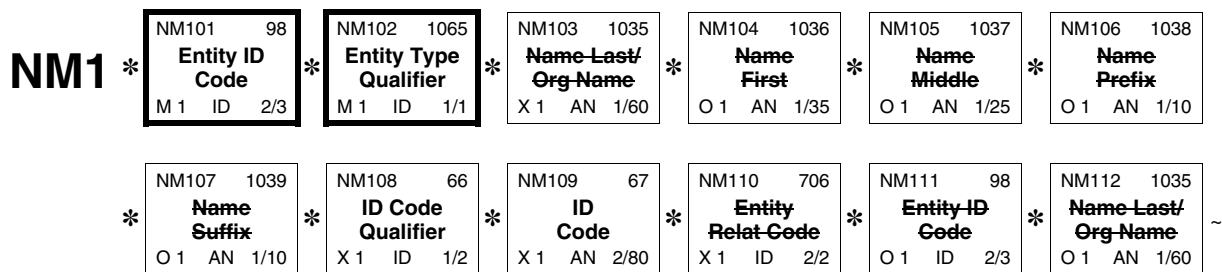
Usage: SITUATIONAL

Situational Rule: Required when the service reported in this line item is a purchased service. If not required by this implementation guide, do not send.

TR3 Notes: 1. Purchased services are situations where, for example, a physician purchases a diagnostic exam from an outside entity. Purchased services do not include substitute (locum tenens) provider situations.

TR3 Example: NM1*QB*2*****XX*1234567891~

DIAGRAM



ELEMENT DETAIL

USAGE	REF. DES.	DATA ELEMENT	NAME	ATTRIBUTES		
REQUIRED	NM101	98	Entity Identifier Code Code identifying an organizational entity, a physical location, property or an individual	M 1	ID	2/3
The entity identifier in NM101 applies to all segments in this iteration of Loop ID-2420.						
			CODE	DEFINITION		
			QB	Purchase Service Provider		
REQUIRED	NM102	1065	Entity Type Qualifier Code qualifying the type of entity	M 1	ID	1/1
SEMANTIC: NM102 qualifies NM103.						
			CODE	DEFINITION		
			1	Person		
			2	Non-Person Entity		
NOT USED	NM103	1035	Name Last or Organization Name	X 1	AN	1/60
NOT USED	NM104	1036	Name First	O 1	AN	1/35
NOT USED	NM105	1037	Name Middle	O 1	AN	1/25
NOT USED	NM106	1038	Name Prefix	O 1	AN	1/10
NOT USED	NM107	1039	Name Suffix	O 1	AN	1/10
SITUATIONAL	NM108	66	Identification Code Qualifier Code designating the system/method of code structure used for Identification Code (67)	X 1	ID	1/2
SYNTAX: P0809						
SITUATIONAL RULE: <i>Required for providers on or after the mandated HIPAA National Provider Identifier (NPI) implementation date when the provider has received an NPI and the NPI is available to the submitter.</i>						
OR						
<i>Required for providers prior to the mandated HIPAA NPI implementation date when the provider has received an NPI and the submitter has the capability to send it.</i>						
<i>If not required by this implementation guide, do not send.</i>						
			CODE	DEFINITION		
			XX	Centers for Medicare and Medicaid Services National Provider Identifier		
CODE SOURCE 537: Centers for Medicare & Medicaid Services National Provider Identifier						

SITUATIONAL	NM109	67	Identification Code Code identifying a party or other code SYNTAX: P0809 SITUATIONAL RULE: <i>Required for providers on or after the mandated HIPAA National Provider Identifier (NPI) implementation date when the provider has received an NPI and the NPI is available to the submitter.</i> OR <i>Required for providers prior to the mandated HIPAA NPI implementation date when the provider has received an NPI and the submitter has the capability to send it.</i> <i>If not required by this implementation guide, do not send.</i>	X 1	AN	2/80
			IMPLEMENTATION NAME: Purchased Service Provider Identifier			
NOT USED	NM110	706	Entity Relationship Code	X 1	ID	2/2
NOT USED	NM111	98	Entity Identifier Code	O 1	ID	2/3
NOT USED	NM112	1035	Name Last or Organization Name	O 1	AN	1/60

SEGMENT DETAIL

**REF - PURCHASED SERVICE PROVIDER
SECONDARY IDENTIFICATION****X12 Segment Name:** Reference Information**X12 Purpose:** To specify identifying information**X12 Syntax:** 1. R0203

At least one of REF02 or REF03 is required.

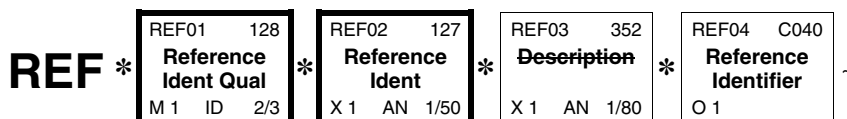
Loop: 2420B — PURCHASED SERVICE PROVIDER NAME**Segment Repeat:** 20**Usage:** SITUATIONAL

Situational Rule: Required prior to the mandated HIPAA National Provider Identifier (NPI) implementation date when an identification number other than the NPI is necessary for the receiver to identify the provider.
OR
Required on or after the mandated NPI Implementation Date when NM109 in this loop is not used and an identification number other than the NPI is necessary for the receiver to identify the provider.
If not required by this implementation guide, do not send.

TR3 Notes: 1. When it is necessary to report one or more non-destination payer Secondary Identifiers, the composite data element in REF04 is used to identify the payer who assigned this identifier.

TR3 Example: REF*G2*12345~

DIAGRAM



ELEMENT DETAIL

USAGE	REF. DES.	DATA ELEMENT	NAME	ATTRIBUTES										
REQUIRED	REF01	128	Reference Identification Qualifier Code qualifying the Reference Identification	M 1	ID	2/3								
			<table><tr><th>CODE</th><th>DEFINITION</th></tr><tr><td>0B</td><td>State License Number</td></tr><tr><td>1G</td><td>Provider UPIN Number</td></tr><tr><td colspan="2">UPINs must be formatted as either X99999 or XXX999.</td></tr></table>	CODE	DEFINITION	0B	State License Number	1G	Provider UPIN Number	UPINs must be formatted as either X99999 or XXX999.				
CODE	DEFINITION													
0B	State License Number													
1G	Provider UPIN Number													
UPINs must be formatted as either X99999 or XXX999.														

			G2	Provider Commercial Number		
			This code designates a proprietary provider number for the destination payer identified in the Payer Name loop, Loop ID-2010BB, associated with this claim. This is to be used by all payers including: Medicare, Medicaid, Blue Cross, etc.			
REQUIRED	REF02	127	Reference Identification	X 1	AN	1/50
			Reference information as defined for a particular Transaction Set or as specified by the Reference Identification Qualifier			
			SYNTAX: R0203			
			IMPLEMENTATION NAME: Purchased Service Provider Secondary Identifier			
NOT USED	REF03	352	Description	X 1	AN	1/80
SITUATIONAL	REF04	C040	REFERENCE IDENTIFIER	O 1		
			To identify one or more reference numbers or identification numbers as specified by the Reference Qualifier			
			SYNTAX: P0304 If either C04003 or C04004 is present, then the other is required. P0506 If either C04005 or C04006 is present, then the other is required.			
			SITUATIONAL RULE: Required when the identifier reported in REF02 of this segment is for a non-destination payer.			
			Do not use this composite when the value reported in REF01 is either 0B or 1G.			
REQUIRED	REF04-01	128	Reference Identification Qualifier	M	ID	2/3
			Code qualifying the Reference Identification			
			CODE	DEFINITION		
			2U	Payer Identification Number		
REQUIRED	REF04-02	127	Reference Identification	M	AN	1/50
			Reference information as defined for a particular Transaction Set or as specified by the Reference Identification Qualifier			
			IMPLEMENTATION NAME: Other Payer Primary Identifier			
			The payer identifier reported in this field must match the cooresponding payer identifier reported in Loop ID-2330B NM109.			
NOT USED	REF04-03	128	Reference Identification Qualifier	X	ID	2/3
NOT USED	REF04-04	127	Reference Identification	X	AN	1/50
NOT USED	REF04-05	128	Reference Identification Qualifier	X	ID	2/3
NOT USED	REF04-06	127	Reference Identification	X	AN	1/50

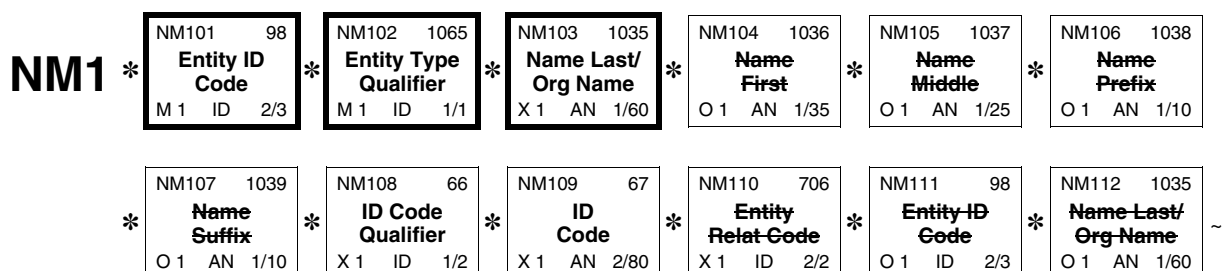
SEGMENT DETAIL

NM1 - SERVICE FACILITY LOCATION NAME**X12 Segment Name:** Individual or Organizational Name**X12 Purpose:** To supply the full name of an individual or organizational entity**X12 Set Notes:** 1. Loop 2420 contains information about the rendering, referring, or attending provider on a service line level. These segments override the information in the claim - level segments if the entity identifier codes in each NM1 segment are the same.**X12 Syntax:** 1. **P0809**
If either NM108 or NM109 is present, then the other is required.
2. **C1110**
If NM111 is present, then NM110 is required.
3. **C1203**
If NM112 is present, then NM103 is required.**Loop:** 2420C — SERVICE FACILITY LOCATION NAME **Loop Repeat:** 1**Segment Repeat:** 1**Usage:** SITUATIONAL**Situational Rule:** Required when the location of health care service for this service line is different than that carried in Loop ID-2010AA Billing Provider or Loop ID-2310C Service Facility Location. If not required by this implementation guide, do not send.**TR3 Notes:** 1. When an organization health care provider's NPI is provided to identify the Service Location, the organization health care provider must be external to the entity identified as the Billing Provider (for example, reference lab). It is not permissible to report an organization health care provider NPI as the Service Location if the entity being identified is a component (for example, subpart) of the Billing Provider. In that case, the subpart must be the Billing Provider.

2. The purpose of this loop is to identify specifically where the service was rendered. When reporting ambulance services, do not use this loop. Use the pick-up (2420G) and drop-off location (2420H) loops elsewhere in this transaction.

TR3 Example: NM1*77*2*ABC CLINIC*****XX*1234567891~

DIAGRAM



ELEMENT DETAIL

USAGE	REF. DES.	DATA ELEMENT	NAME	ATTRIBUTES		
REQUIRED	NM101	98	Entity Identifier Code Code identifying an organizational entity, a physical location, property or an individual	M 1	ID	2/3
			77 Service Location			
REQUIRED	NM102	1065	Entity Type Qualifier Code qualifying the type of entity SEMANTIC: NM102 qualifies NM103.	M 1	ID	1/1
			2 Non-Person Entity			
REQUIRED	NM103	1035	Name Last or Organization Name Individual last name or organizational name SYNTAX: C1203	X 1	AN	1/60
			IMPLEMENTATION NAME: Laboratory or Facility Name			
NOT USED	NM104	1036	Name First	O 1	AN	1/35
NOT USED	NM105	1037	Name Middle	O 1	AN	1/25
NOT USED	NM106	1038	Name Prefix	O 1	AN	1/10
NOT USED	NM107	1039	Name Suffix	O 1	AN	1/10
SITUATIONAL	NM108	66	Identification Code Qualifier Code designating the system/method of code structure used for Identification Code (67) SYNTAX: P0809	X 1	ID	1/2
			SITUATIONAL RULE: <i>Required when the service location to be identified has an NPI and is not a component or subpart of the Billing Provider entity. If not required by this implementation guide, do not send.</i>			
			XX Centers for Medicare and Medicaid Services National Provider Identifier CODE SOURCE 537: Centers for Medicare & Medicaid Services National Provider Identifier			
SITUATIONAL	NM109	67	Identification Code Code identifying a party or other code SYNTAX: P0809	X 1	AN	2/80
			SITUATIONAL RULE: <i>Required when the service location to be identified has an NPI and is not a component or subpart of the Billing Provider entity. If not required by this implementation guide, do not send.</i>			
			IMPLEMENTATION NAME: Laboratory or Facility Primary Identifier			
NOT USED	NM110	706	Entity Relationship Code	X 1	ID	2/2
NOT USED	NM111	98	Entity Identifier Code	O 1	ID	2/3

NOT USED	NM112	1035	Name Last or Organization Name	O 1	AN	1/60
----------	-------	------	--------------------------------	-----	----	------

SEGMENT DETAIL

N3 - SERVICE FACILITY LOCATION ADDRESS

X12 Segment Name: Party Location

X12 Purpose: To specify the location of the named party

Loop: 2420C — SERVICE FACILITY LOCATION NAME

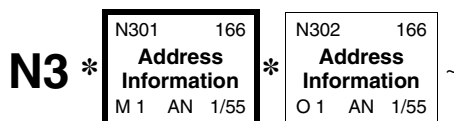
Segment Repeat: 1

Usage: REQUIRED

TR3 Notes: 1. If service facility location is in an area where there are no street addresses, enter a description of where the service was rendered (for example, “crossroad of State Road 34 and 45” or “Exit near Mile marker 265 on Interstate 80”).

TR3 Example: N3*123 MAIN STREET~

DIAGRAM



ELEMENT DETAIL

USAGE	REF. DES.	DATA ELEMENT	NAME	ATTRIBUTES
REQUIRED	N301	166	Address Information Address information	M 1 AN 1/55
IMPLEMENTATION NAME: Laboratory or Facility Address Line				
SITUATIONAL	N302	166	Address Information Address information	O 1 AN 1/55
SITUATIONAL RULE: <i>Required when there is a second address line. If not required by this implementation guide, do not send.</i>				
IMPLEMENTATION NAME: Laboratory or Facility Address Line				

SEGMENT DETAIL

**N4 - SERVICE FACILITY LOCATION CITY,
STATE, ZIP CODE****X12 Segment Name:** Geographic Location**X12 Purpose:** To specify the geographic place of the named party**X12 Syntax:** 1. **E0207**

Only one of N402 or N407 may be present.

2. **C0605**

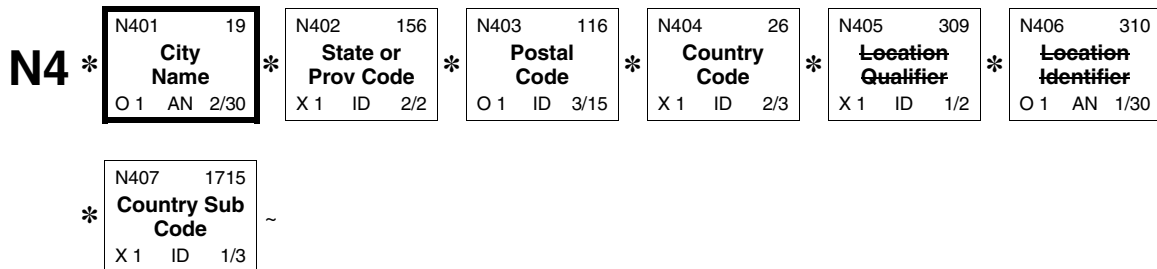
If N406 is present, then N405 is required.

3. **C0704**

If N407 is present, then N404 is required.

Loop: 2420C — SERVICE FACILITY LOCATION NAME**Segment Repeat:** 1**Usage:** REQUIRED**TR3 Example:** N4*KANSAS CITY*MO*64108~

DIAGRAM



ELEMENT DETAIL

USAGE	REF. DES.	DATA ELEMENT	NAME	ATTRIBUTES
REQUIRED	N401	19	City Name Free-form text for city name	O 1 AN 2/30
COMMENT: A combination of either N401 through N404, or N405 and N406 may be adequate to specify a location.				
IMPLEMENTATION NAME: Laboratory or Facility City Name				

SITUATIONAL	N402	156	State or Province Code X 1 ID 2/2 Code (Standard State/Province) as defined by appropriate government agency SYNTAX: E0207 COMMENT: N402 is required only if city name (N401) is in the U.S. or Canada. SITUATIONAL RULE: <i>Required when the address is in the United States of America, including its territories, or Canada. If not required by this implementation guide, do not send.</i> IMPLEMENTATION NAME: Laboratory or Facility State or Province Code CODE SOURCE 22: States and Provinces
SITUATIONAL	N403	116	Postal Code O 1 ID 3/15 Code defining international postal zone code excluding punctuation and blanks (zip code for United States) SITUATIONAL RULE: <i>Required when the address is in the United States of America, including its territories, or Canada, or when a postal code exists for the country in N404. If not required by this implementation guide, do not send.</i> IMPLEMENTATION NAME: Laboratory or Facility Postal Zone or ZIP Code CODE SOURCE 51: ZIP Code CODE SOURCE 932: Universal Postal Codes When reporting the ZIP code for U.S. addresses, the full nine digit ZIP code must be provided.
SITUATIONAL	N404	26	Country Code X 1 ID 2/3 Code identifying the country SYNTAX: C0704 SITUATIONAL RULE: <i>Required when the address is outside the United States of America. If not required by this implementation guide, do not send.</i> CODE SOURCE 5: Countries, Currencies and Funds Use the alpha-2 country codes from Part 1 of ISO 3166.
NOT USED	N405	309	Location Qualifier X 1 ID 1/2
NOT USED	N406	310	Location Identifier O 1 AN 1/30
SITUATIONAL	N407	1715	Country Subdivision Code X 1 ID 1/3 Code identifying the country subdivision SYNTAX: E0207, C0704 SITUATIONAL RULE: <i>Required when the address is not in the United States of America, including its territories, or Canada, and the country in N404 has administrative subdivisions such as but not limited to states, provinces, cantons, etc. If not required by this implementation guide, do not send.</i> CODE SOURCE 5: Countries, Currencies and Funds Use the country subdivision codes from Part 2 of ISO 3166.

SEGMENT DETAIL

REF - SERVICE FACILITY LOCATION
SECONDARY IDENTIFICATION**X12 Segment Name:** Reference Information**X12 Purpose:** To specify identifying information**X12 Syntax:** 1. R0203

At least one of REF02 or REF03 is required.

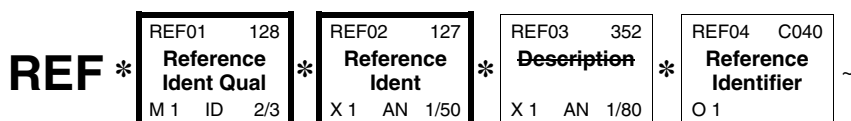
Loop: 2420C — SERVICE FACILITY LOCATION NAME**Segment Repeat:** 3**Usage:** SITUATIONAL**Situational Rule:** Required prior to the mandated HIPAA National Provider Identifier (NPI) implementation date when an identification number other than the NPI is necessary for the receiver to identify the provider.

OR

Required on or after the mandated NPI implementation date when the entity is not a Health Care provider (a.k.a. an atypical provider), and an identifier is necessary for the claims processor to identify the entity. If not required by this implementation guide, do not send.

TR3 Notes: 1. When it is necessary to report one or more non-destination payer Secondary Identifiers, the composite data element in REF04 is used to identify the payer who assigned this identifier.**TR3 Example:** REF*G2*12345~

DIAGRAM



ELEMENT DETAIL

USAGE	REF. DES.	DATA ELEMENT	NAME	ATTRIBUTES
REQUIRED	REF01	128	Reference Identification Qualifier Code qualifying the Reference Identification	M 1 ID 2/3
			CODE	DEFINITION
			G2	Provider Commercial Number This code designates a proprietary provider number for the destination payer identified in the Payer Name loop, Loop ID-2010BB, associated with this claim. This is to be used by all payers including: Medicare, Medicaid, Blue Cross, etc.
			LU	Location Number

REQUIRED	REF02	127	Reference Identification			X 1	AN	1/50
			Reference information as defined for a particular Transaction Set or as specified by the Reference Identification Qualifier					
			SYNTAX: R0203					
			IMPLEMENTATION NAME: Service Facility Location Secondary Identifier					
NOT USED	REF03	352	Description			X 1	AN	1/80
SITUATIONAL	REF04	C040	REFERENCE IDENTIFIER			O 1		
			To identify one or more reference numbers or identification numbers as specified by the Reference Qualifier					
			SYNTAX:					
			P0304					
			If either C04003 or C04004 is present, then the other is required.					
			P0506					
			If either C04005 or C04006 is present, then the other is required.					
			SITUATIONAL RULE: Required when the identifier reported in REF02 of this segment is for a non-destination payer.					
REQUIRED	REF04-01	128	Reference Identification Qualifier			M	ID	2/3
			Code qualifying the Reference Identification					
			CODE	DEFINITION				
			2U	Payer Identification Number				
REQUIRED	REF04-02	127	Reference Identification			M	AN	1/50
			Reference information as defined for a particular Transaction Set or as specified by the Reference Identification Qualifier					
			IMPLEMENTATION NAME: Other Payer Primary Identifier					
			The payer identifier reported in this field must match the cooresponding payer identifier reported in Loop ID-2330B NM109.					
NOT USED	REF04-03	128	Reference Identification Qualifier			X	ID	2/3
NOT USED	REF04-04	127	Reference Identification			X	AN	1/50
NOT USED	REF04-05	128	Reference Identification Qualifier			X	ID	2/3
NOT USED	REF04-06	127	Reference Identification			X	AN	1/50

SEGMENT DETAIL

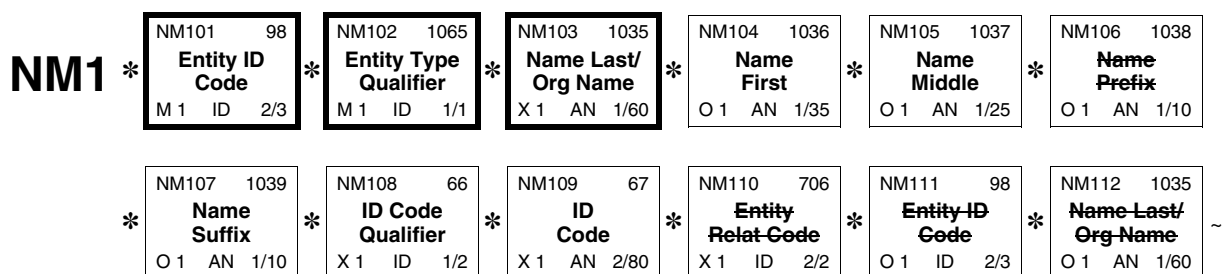
NM1 - SUPERVISING PROVIDER NAME

X12 Segment Name: Individual or Organizational Name**X12 Purpose:** To supply the full name of an individual or organizational entity**X12 Set Notes:** 1. Loop 2420 contains information about the rendering, referring, or attending provider on a service line level. These segments override the information in the claim - level segments if the entity identifier codes in each NM1 segment are the same.

- X12 Syntax:**
- P0809**
If either NM108 or NM109 is present, then the other is required.
 - C1110**
If NM111 is present, then NM110 is required.
 - C1203**
If NM112 is present, then NM103 is required.

Loop: 2420D — SUPERVISING PROVIDER NAME **Loop Repeat:** 1**Segment Repeat:** 1**Usage:** SITUATIONAL**Situational Rule:** Required when the rendering provider is supervised by a physician and the supervising physician is different than that listed at the claim level for this service line. If not required by this implementation guide, do not send.**TR3 Example:** NM1*DQ*1*DOE*JOHN*B***XX*1234567891~

DIAGRAM



ELEMENT DETAIL

USAGE	REF. DES.	DATA ELEMENT	NAME	ATTRIBUTES
REQUIRED	NM101	98	Entity Identifier Code Code identifying an organizational entity, a physical location, property or an individual	M 1 ID 2/3
			CODE	DEFINITION
			DQ	Supervising Physician

REQUIRED	NM102	1065	Entity Type Qualifier Code qualifying the type of entity SEMANTIC: NM102 qualifies NM103. <table><tr><th>CODE</th><th>DEFINITION</th></tr><tr><td>1</td><td>Person</td></tr></table>	CODE	DEFINITION	1	Person	M 1	ID	1/1
CODE	DEFINITION									
1	Person									
REQUIRED	NM103	1035	Name Last or Organization Name Individual last name or organizational name SYNTAX: C1203 IMPLEMENTATION NAME: Supervising Provider Last Name	X 1	AN	1/60				
SITUATIONAL	NM104	1036	Name First Individual first name SITUATIONAL RULE: <i>Required when the person has a first name. If not required by this implementation guide, do not send.</i> IMPLEMENTATION NAME: Supervising Provider First Name	O 1	AN	1/35				
SITUATIONAL	NM105	1037	Name Middle Individual middle name or initial SITUATIONAL RULE: <i>Required when the middle name or initial of the person is needed to identify the individual. If not required by this implementation guide, do not send.</i> IMPLEMENTATION NAME: Supervising Provider Middle Name or Initial	O 1	AN	1/25				
NOT USED	NM106	1038	Name Prefix	O 1	AN	1/10				
SITUATIONAL	NM107	1039	Name Suffix Suffix to individual name SITUATIONAL RULE: <i>Required when the name suffix is needed to identify the individual. If not required by this implementation guide, do not send.</i> IMPLEMENTATION NAME: Supervising Provider Name Suffix	O 1	AN	1/10				

SITUATIONAL	NM108	66	Identification Code Qualifier Code designating the system/method of code structure used for Identification Code (67) SYNTAX: P0809 SITUATIONAL RULE: <i>Required for providers in the United States or its territories on or after the mandated HIPAA National Provider Identifier (NPI) implementation date when the provider is eligible to receive an NPI.</i> OR <i>Required for providers not in the United States or its territories on or after the mandated HIPAA National Provider Identifier (NPI) implementation date when the provider has received an NPI.</i> OR <i>Required for providers prior to the mandated NPI implementation date when the provider has received an NPI and the submitter has the capability to send it.</i> <i>If not required by this implementation guide, do not send.</i>	X 1	ID	1/2				
			<table><tr><th>CODE</th><th>DEFINITION</th></tr><tr><td>XX</td><td>Centers for Medicare and Medicaid Services National Provider Identifier CODE SOURCE 537: Centers for Medicare & Medicaid Services National Provider Identifier</td></tr></table>	CODE	DEFINITION	XX	Centers for Medicare and Medicaid Services National Provider Identifier CODE SOURCE 537: Centers for Medicare & Medicaid Services National Provider Identifier			
CODE	DEFINITION									
XX	Centers for Medicare and Medicaid Services National Provider Identifier CODE SOURCE 537: Centers for Medicare & Medicaid Services National Provider Identifier									
SITUATIONAL	NM109	67	Identification Code Code identifying a party or other code SYNTAX: P0809 SITUATIONAL RULE: <i>Required for providers in the United States or its territories on or after the mandated HIPAA National Provider Identifier (NPI) implementation date when the provider is eligible to receive an NPI.</i> OR <i>Required for providers not in the United States or its territories on or after the mandated HIPAA National Provider Identifier (NPI) implementation date when the provider has received an NPI.</i> OR <i>Required for providers prior to the mandated NPI implementation date when the provider has received an NPI and the submitter has the capability to send it.</i> <i>If not required by this implementation guide, do not send.</i> IMPLEMENTATION NAME: Supervising Provider Identifier	X 1	AN	2/80				
NOT USED	NM110	706	Entity Relationship Code	X 1	ID	2/2				
NOT USED	NM111	98	Entity Identifier Code	O 1	ID	2/3				
NOT USED	NM112	1035	Name Last or Organization Name	O 1	AN	1/60				

SEGMENT DETAIL

REF - SUPERVISING PROVIDER SECONDARY IDENTIFICATION**X12 Segment Name:** Reference Information**X12 Purpose:** To specify identifying information**X12 Syntax:** 1. R0203

At least one of REF02 or REF03 is required.

Loop: 2420D — SUPERVISING PROVIDER NAME**Segment Repeat:** 20**Usage:** SITUATIONAL

Situational Rule: Required prior to the mandated HIPAA National Provider Identifier (NPI) implementation date when an identification number other than the NPI is necessary for the receiver to identify the provider.

OR

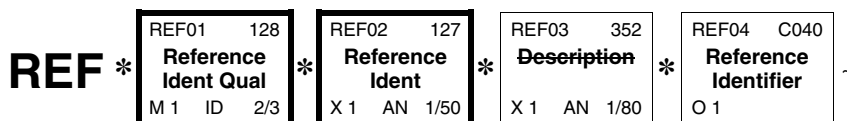
Required on or after the mandated NPI Implementation Date when NM109 in this loop is not used and an identification number other than the NPI is necessary for the receiver to identify the provider.

If not required by this implementation guide, do not send.

TR3 Notes: 1. When it is necessary to report one or more non-destination payer Secondary Identifiers, the composite data element in REF04 is used to identify the payer who assigned this identifier.

TR3 Example: REF*G2*12345~

DIAGRAM



ELEMENT DETAIL

USAGE	REF. DES.	DATA ELEMENT	NAME	ATTRIBUTES		
REQUIRED	REF01	128	Reference Identification Qualifier Code qualifying the Reference Identification	M 1	ID	2/3
			CODE	DEFINITION		
			0B	State License Number		
			1G	Provider UPIN Number		
			UPINs must be formatted as either X99999 or XXX999.			

			G2	Provider Commercial Number		
			This code designates a proprietary provider number for the destination payer identified in the Payer Name loop, Loop ID-2010BB, associated with this claim. This is to be used by all payers including: Medicare, Medicaid, Blue Cross, etc.			
			LU	Location Number		
REQUIRED	REF02	127	Reference Identification	X 1	AN	1/50
			Reference information as defined for a particular Transaction Set or as specified by the Reference Identification Qualifier			
			SYNTAX: R0203			
			IMPLEMENTATION NAME: Supervising Provider Secondary Identifier			
NOT USED	REF03	352	Description	X 1	AN	1/80
SITUATIONAL	REF04	C040	REFERENCE IDENTIFIER	O 1		
			To identify one or more reference numbers or identification numbers as specified by the Reference Qualifier			
			SYNTAX: P0304 If either C04003 or C04004 is present, then the other is required. P0506 If either C04005 or C04006 is present, then the other is required.			
			SITUATIONAL RULE: <i>Required when the identifier reported in REF02 of this segment is for a non-destination payer.</i>			
			Do not use this composite when the value reported in REF01 is either 0B or 1G.			
REQUIRED	REF04-01	128	Reference Identification Qualifier	M	ID	2/3
			Code qualifying the Reference Identification			
			CODE	DEFINITION		
			2U	Payer Identification Number		
REQUIRED	REF04-02	127	Reference Identification	M	AN	1/50
			Reference information as defined for a particular Transaction Set or as specified by the Reference Identification Qualifier			
			IMPLEMENTATION NAME: Other Payer Primary Identifier			
			The payer identifier reported in this field must match the cooresponding payer identifier reported in Loop ID-2330B NM109.			
NOT USED	REF04-03	128	Reference Identification Qualifier	X	ID	2/3
NOT USED	REF04-04	127	Reference Identification	X	AN	1/50
NOT USED	REF04-05	128	Reference Identification Qualifier	X	ID	2/3
NOT USED	REF04-06	127	Reference Identification	X	AN	1/50

SEGMENT DETAIL

NM1 - ORDERING PROVIDER NAME

X12 Segment Name: Individual or Organizational Name

X12 Purpose: To supply the full name of an individual or organizational entity

X12 Set Notes: 1. Loop 2420 contains information about the rendering, referring, or attending provider on a service line level. These segments override the information in the claim - level segments if the entity identifier codes in each NM1 segment are the same.

X12 Syntax: 1. **P0809**
If either NM108 or NM109 is present, then the other is required.

2. **C1110**
If NM111 is present, then NM110 is required.

3. **C1203**
If NM112 is present, then NM103 is required.

Loop: 2420E — ORDERING PROVIDER NAME **Loop Repeat:** 1

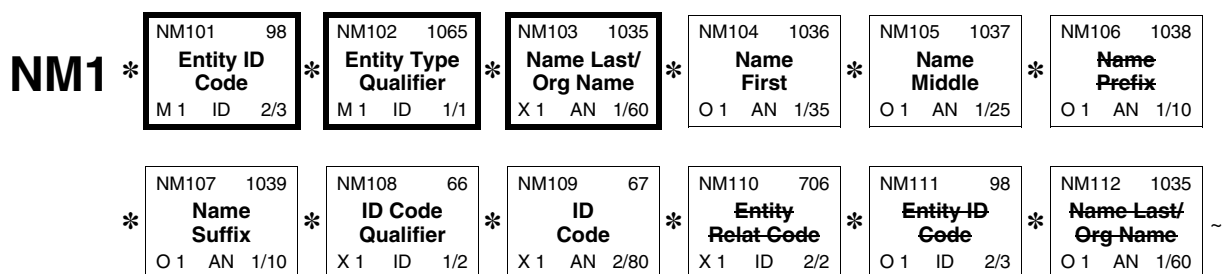
Segment Repeat: 1

Usage: SITUATIONAL

Situational Rule: Required when the service or supply was ordered by a provider who is different than the rendering provider for this service line.
If not required by this implementation guide, do not send.

TR3 Example: NM1*DK*1*RICHARDSON*TRENT*****XX*1234567891~

DIAGRAM



ELEMENT DETAIL

USAGE	REF. DES.	DATA ELEMENT	NAME	ATTRIBUTES
REQUIRED	NM101	98	Entity Identifier Code	M 1 ID 2/3
Code identifying an organizational entity, a physical location, property or an individual				
The entity identifier in NM101 applies to all segments in this iteration of Loop ID-2420.				
CODE	DEFINITION			
DK	Ordering Physician			

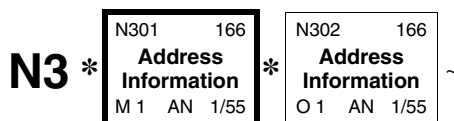
REQUIRED	NM102	1065	Entity Type Qualifier Code qualifying the type of entity SEMANTIC: NM102 qualifies NM103.	M 1	ID	1/1				
			<table><tr><th>CODE</th><th>DEFINITION</th></tr><tr><td>1</td><td>Person</td></tr></table>	CODE	DEFINITION	1	Person			
CODE	DEFINITION									
1	Person									
REQUIRED	NM103	1035	Name Last or Organization Name Individual last name or organizational name SYNTAX: C1203 IMPLEMENTATION NAME: Ordering Provider Last Name	X 1	AN	1/60				
SITUATIONAL	NM104	1036	Name First Individual first name SITUATIONAL RULE: <i>Required when the person has a first name. If not required by this implementation guide, do not send.</i> IMPLEMENTATION NAME: Ordering Provider First Name	O 1	AN	1/35				
SITUATIONAL	NM105	1037	Name Middle Individual middle name or initial SITUATIONAL RULE: <i>Required when the middle name or initial of the person is needed to identify the individual. If not required by this implementation guide, do not send.</i> IMPLEMENTATION NAME: Ordering Provider Middle Name or Initial	O 1	AN	1/25				
NOT USED	NM106	1038	Name Prefix	O 1	AN	1/10				
SITUATIONAL	NM107	1039	Name Suffix Suffix to individual name SITUATIONAL RULE: <i>Required when the name suffix is needed to identify the individual. If not required by this implementation guide, do not send.</i> IMPLEMENTATION NAME: Ordering Provider Name Suffix	O 1	AN	1/10				
SITUATIONAL	NM108	66	Identification Code Qualifier Code designating the system/method of code structure used for Identification Code (67) SYNTAX: P0809 SITUATIONAL RULE: <i>Required for providers on or after the mandated HIPAA National Provider Identifier (NPI) implementation date when the provider has received an NPI and the NPI is available to the submitter.</i> <i>OR</i> <i>Required for providers prior to the mandated HIPAA NPI implementation date when the provider has received an NPI and the submitter has the capability to send it.</i> <i>If not required by this implementation guide, do not send.</i>	X 1	ID	1/2				
			<table><tr><th>CODE</th><th>DEFINITION</th></tr><tr><td>XX</td><td>Centers for Medicare and Medicaid Services National Provider Identifier CODE SOURCE 537: Centers for Medicare & Medicaid Services National Provider Identifier</td></tr></table>	CODE	DEFINITION	XX	Centers for Medicare and Medicaid Services National Provider Identifier CODE SOURCE 537: Centers for Medicare & Medicaid Services National Provider Identifier			
CODE	DEFINITION									
XX	Centers for Medicare and Medicaid Services National Provider Identifier CODE SOURCE 537: Centers for Medicare & Medicaid Services National Provider Identifier									

SITUATIONAL	NM109	67	Identification Code Code identifying a party or other code SYNTAX: P0809 SITUATIONAL RULE: <i>Required for providers on or after the mandated HIPAA National Provider Identifier (NPI) implementation date when the provider has received an NPI and the NPI is available to the submitter.</i> OR <i>Required for providers prior to the mandated HIPAA NPI implementation date when the provider has received an NPI and the submitter has the capability to send it.</i> <i>If not required by this implementation guide, do not send.</i>	X 1	AN	2/80
IMPLEMENTATION NAME: Ordering Provider Identifier						
NOT USED	NM110	706	Entity Relationship Code	X 1	ID	2/2
NOT USED	NM111	98	Entity Identifier Code	O 1	ID	2/3
NOT USED	NM112	1035	Name Last or Organization Name	O 1	AN	1/60

SEGMENT DETAIL

N3 - ORDERING PROVIDER ADDRESS**X12 Segment Name:** Party Location**X12 Purpose:** To specify the location of the named party**Loop:** 2420E — ORDERING PROVIDER NAME**Segment Repeat:** 1**Usage:** SITUATIONAL**Situational Rule:** Required when a Durable Medical Equipment Regional Carrier Certificate of Medical Necessity (DMERC CMN) or DMERC Information Form (DIF), or Oxygen Therapy Certification is included on this service line. If not required by this implementation guide, do not send.**TR3 Example:** N3*123 MAIN STREET~

DIAGRAM



ELEMENT DETAIL

USAGE	REF. DES.	DATA ELEMENT	NAME	ATTRIBUTES		
REQUIRED	N301	166	Address Information	M 1	AN	1/55
			Address information			
			IMPLEMENTATION NAME: Ordering Provider Address Line			
SITUATIONAL	N302	166	Address Information	O 1	AN	1/55
			Address information			
			SITUATIONAL RULE: <i>Required when there is a second address line. If not required by this implementation guide, do not send.</i>			
IMPLEMENTATION NAME: Ordering Provider Address Line						

SEGMENT DETAIL

N4 - ORDERING PROVIDER CITY, STATE, ZIP CODE

X12 Segment Name: Geographic Location

X12 Purpose: To specify the geographic place of the named party

- X12 Syntax:**
- E0207**
Only one of N402 or N407 may be present.
 - C0605**
If N406 is present, then N405 is required.
 - C0704**
If N407 is present, then N404 is required.

Loop: 2420E — ORDERING PROVIDER NAME

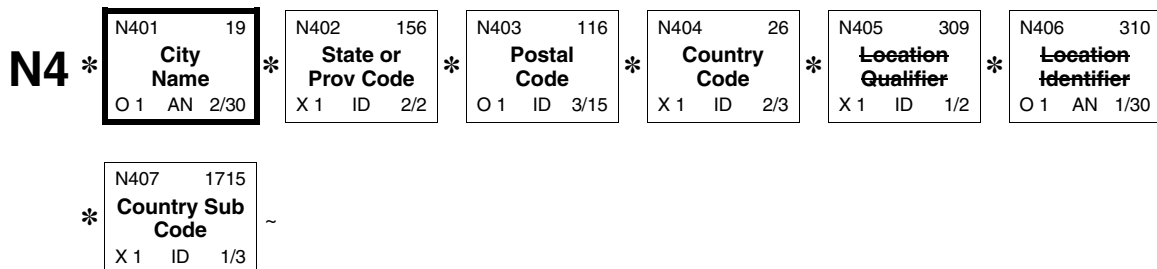
Segment Repeat: 1

Usage: SITUATIONAL

Situational Rule: Required when a Durable Medical Equipment Regional Carrier Certificate of Medical Necessity (DMERC CMN) or DMERC Information Form (DIF), or Oxygen Therapy Certification is included on this service line. If not required by this implementation guide, do not send.

TR3 Example: N4*KANSAS CITY*MO*64108~

DIAGRAM



ELEMENT DETAIL

USAGE	REF. DES.	DATA ELEMENT	NAME	ATTRIBUTES
REQUIRED	N401	19	City Name Free-form text for city name	O 1 AN 2/30
COMMENT: A combination of either N401 through N404, or N405 and N406 may be adequate to specify a location.				
IMPLEMENTATION NAME: Ordering Provider City Name				

SITUATIONAL	N402	156	State or Province Code Code (Standard State/Province) as defined by appropriate government agency SYNTAX: E0207 COMMENT: N402 is required only if city name (N401) is in the U.S. or Canada. SITUATIONAL RULE: <i>Required when the address is in the United States of America, including its territories, or Canada. If not required by this implementation guide, do not send.</i> IMPLEMENTATION NAME: Ordering Provider State or Province Code CODE SOURCE 22: States and Provinces	X 1	ID	2/2
SITUATIONAL	N403	116	Postal Code Code defining international postal zone code excluding punctuation and blanks (zip code for United States) SITUATIONAL RULE: <i>Required when the address is in the United States of America, including its territories, or Canada, or when a postal code exists for the country in N404. If not required by this implementation guide, do not send.</i> IMPLEMENTATION NAME: Ordering Provider Postal Zone or ZIP Code CODE SOURCE 51: ZIP Code CODE SOURCE 932: Universal Postal Codes	O 1	ID	3/15
SITUATIONAL	N404	26	Country Code Code identifying the country SYNTAX: C0704 SITUATIONAL RULE: <i>Required when the address is outside the United States of America. If not required by this implementation guide, do not send.</i> CODE SOURCE 5: Countries, Currencies and Funds Use the alpha-2 country codes from Part 1 of ISO 3166.	X 1	ID	2/3
NOT USED	N405	309	Location Qualifier	X 1	ID	1/2
NOT USED	N406	310	Location Identifier	O 1	AN	1/30
SITUATIONAL	N407	1715	Country Subdivision Code Code identifying the country subdivision SYNTAX: E0207, C0704 SITUATIONAL RULE: <i>Required when the address is not in the United States of America, including its territories, or Canada, and the country in N404 has administrative subdivisions such as but not limited to states, provinces, cantons, etc. If not required by this implementation guide, do not send.</i> CODE SOURCE 5: Countries, Currencies and Funds Use the country subdivision codes from Part 2 of ISO 3166.	X 1	ID	1/3

SEGMENT DETAIL

REF - ORDERING PROVIDER SECONDARY IDENTIFICATION

X12 Segment Name: Reference Information

X12 Purpose: To specify identifying information

X12 Syntax: 1. R0203

At least one of REF02 or REF03 is required.

Loop: 2420E — ORDERING PROVIDER NAME

Segment Repeat: 20

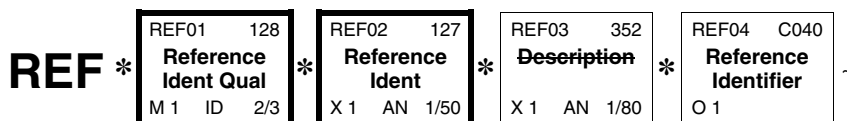
Usage: SITUATIONAL

Situational Rule: Required prior to the mandated HIPAA National Provider Identifier (NPI) implementation date when an identification number other than the NPI is necessary for the receiver to identify the provider.
OR
Required on or after the mandated NPI Implementation Date when NM109 in this loop is not used and an identification number other than the NPI is necessary for the receiver to identify the provider.
If not required by this implementation guide, do not send.

TR3 Notes: 1. When it is necessary to report one or more non-destination payer Secondary Identifiers, the composite data element in REF04 is used to identify the payer who assigned this identifier.

TR3 Example: REF*G2*12345~

DIAGRAM



ELEMENT DETAIL

USAGE	REF. DES.	DATA ELEMENT	NAME	ATTRIBUTES		
REQUIRED	REF01	128	Reference Identification Qualifier Code qualifying the Reference Identification	M 1	ID	2/3
			CODE	DEFINITION		
			0B	State License Number		
			1G	Provider UPIN Number		
			UPINs must be formatted as either X99999 or XXX999.			

			G2	Provider Commercial Number		
			This code designates a proprietary provider number for the destination payer identified in the Payer Name loop, Loop ID-2010BB, associated with this claim. This is to be used by all payers including: Medicare, Medicaid, Blue Cross, etc.			
REQUIRED	REF02	127	Reference Identification	X 1	AN	1/50
			Reference information as defined for a particular Transaction Set or as specified by the Reference Identification Qualifier			
			SYNTAX: R0203			
			IMPLEMENTATION NAME: Ordering Provider Secondary Identifier			
NOT USED	REF03	352	Description	X 1	AN	1/80
SITUATIONAL	REF04	C040	REFERENCE IDENTIFIER	O 1		
			To identify one or more reference numbers or identification numbers as specified by the Reference Qualifier			
			SYNTAX: P0304 If either C04003 or C04004 is present, then the other is required. P0506 If either C04005 or C04006 is present, then the other is required.			
			SITUATIONAL RULE: Required when the identifier reported in REF02 of this segment is for a non-destination payer.			
			Do not use this composite when the value reported in REF01 is either 0B or 1G.			
REQUIRED	REF04-01	128	Reference Identification Qualifier	M	ID	2/3
			Code qualifying the Reference Identification			
			CODE	DEFINITION		
			2U	Payer Identification Number		
REQUIRED	REF04-02	127	Reference Identification	M	AN	1/50
			Reference information as defined for a particular Transaction Set or as specified by the Reference Identification Qualifier			
			IMPLEMENTATION NAME: Other Payer Primary Identifier			
			The payer identifier reported in this field must match the cooresponding payer identifier reported in Loop ID-2330B NM109.			
NOT USED	REF04-03	128	Reference Identification Qualifier	X	ID	2/3
NOT USED	REF04-04	127	Reference Identification	X	AN	1/50
NOT USED	REF04-05	128	Reference Identification Qualifier	X	ID	2/3
NOT USED	REF04-06	127	Reference Identification	X	AN	1/50

SEGMENT DETAIL

PER - ORDERING PROVIDER CONTACT INFORMATION

X12 Segment Name: Administrative Communications Contact

X12 Purpose: To identify a person or office to whom administrative communications should be directed

- X12 Syntax:**
- P0304**
If either PER03 or PER04 is present, then the other is required.
 - P0506**
If either PER05 or PER06 is present, then the other is required.
 - P0708**
If either PER07 or PER08 is present, then the other is required.

Loop: 2420E — ORDERING PROVIDER NAME

Segment Repeat: 1

Usage: SITUATIONAL

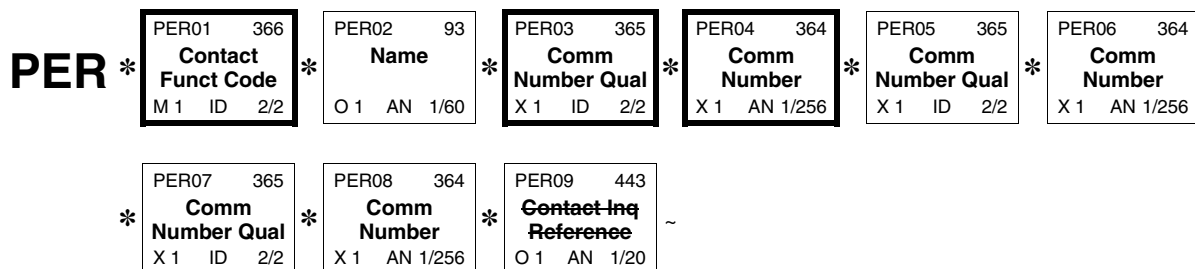
Situational Rule: Required when a Durable Medical Equipment Regional Carrier Certificate of Medical Necessity (DMERC CMN) or DMERC Information Form (DIF), or Oxygen Therapy Certification is included on this service line. If not required by this implementation guide, do not send.

TR3 Notes:

- When the communication number represents a telephone number in the United States and other countries using the North American Dialing Plan (for voice, data, fax, etc.), the communication number must always include the area code and phone number using the format AAABBBCCCC where AAA is the area code, BBB is the telephone number prefix, and CCCC is the telephone number. Therefore, the following telephone number (555) 555-1234 would be represented as 5555551234. Do not submit long distance access numbers, such as “1”, in the telephone number. Telephone extensions, when applicable, must be submitted in the next element immediately following the telephone number. When submitting telephone extensions, only submit the numeric extension. Do not include data that indicates an extension, such as “ext” or “x-”.

TR3 Example: PER*IC*JOHN SMITH*TE*5555551234*EX*123~

DIAGRAM



ELEMENT DETAIL

USAGE	REF. DES.	DATA ELEMENT	NAME	ATTRIBUTES												
REQUIRED	PER01	366	Contact Function Code Code identifying the major duty or responsibility of the person or group named	M 1	ID	2/2										
			<table><tr><th>CODE</th><th>DEFINITION</th></tr><tr><td>IC</td><td>Information Contact</td></tr></table>	CODE	DEFINITION	IC	Information Contact									
CODE	DEFINITION															
IC	Information Contact															
SITUATIONAL	PER02	93	Name Free-form name	O 1	AN	1/60										
			SITUATIONAL RULE: <i>Required in the first iteration of the Ordering Provider Contact Information segment. If not required by this implementation guide, may be provided at the sender's discretion, but cannot be required by the receiver.</i>													
			IMPLEMENTATION NAME: Ordering Provider Contact Name													
REQUIRED	PER03	365	Communication Number Qualifier Code identifying the type of communication number SYNTAX: P0304	X 1	ID	2/2										
			<table><tr><th>CODE</th><th>DEFINITION</th></tr><tr><td>EM</td><td>Electronic Mail</td></tr><tr><td>FX</td><td>Facsimile</td></tr><tr><td>TE</td><td>Telephone</td></tr></table>	CODE	DEFINITION	EM	Electronic Mail	FX	Facsimile	TE	Telephone					
CODE	DEFINITION															
EM	Electronic Mail															
FX	Facsimile															
TE	Telephone															
REQUIRED	PER04	364	Communication Number Complete communications number including country or area code when applicable SYNTAX: P0304	X 1	AN	1/256										
SITUATIONAL	PER05	365	Communication Number Qualifier Code identifying the type of communication number SYNTAX: P0506	X 1	ID	2/2										
			SITUATIONAL RULE: <i>Required when this information is deemed necessary by the submitter. If not required by this implementation guide, do not send.</i>													
			<table><tr><th>CODE</th><th>DEFINITION</th></tr><tr><td>EM</td><td>Electronic Mail</td></tr><tr><td>EX</td><td>Telephone Extension</td></tr><tr><td>FX</td><td>Facsimile</td></tr><tr><td>TE</td><td>Telephone</td></tr></table>	CODE	DEFINITION	EM	Electronic Mail	EX	Telephone Extension	FX	Facsimile	TE	Telephone			
CODE	DEFINITION															
EM	Electronic Mail															
EX	Telephone Extension															
FX	Facsimile															
TE	Telephone															
SITUATIONAL	PER06	364	Communication Number Complete communications number including country or area code when applicable SYNTAX: P0506	X 1	AN	1/256										
			SITUATIONAL RULE: <i>Required when this information is deemed necessary by the submitter. If not required by this implementation guide, do not send.</i>													

SITUATIONAL	PER07	365	Communication Number Qualifier Code identifying the type of communication number SYNTAX: P0708 SITUATIONAL RULE: <i>Required when this information is deemed necessary by the submitter. If not required by this implementation guide, do not send.</i>	X 1	ID	2/2										
			<table><tr><th>CODE</th><th>DEFINITION</th></tr><tr><td>EM</td><td>Electronic Mail</td></tr><tr><td>EX</td><td>Telephone Extension</td></tr><tr><td>FX</td><td>Facsimile</td></tr><tr><td>TE</td><td>Telephone</td></tr></table>	CODE	DEFINITION	EM	Electronic Mail	EX	Telephone Extension	FX	Facsimile	TE	Telephone			
CODE	DEFINITION															
EM	Electronic Mail															
EX	Telephone Extension															
FX	Facsimile															
TE	Telephone															
SITUATIONAL	PER08	364	Communication Number Complete communications number including country or area code when applicable SYNTAX: P0708 SITUATIONAL RULE: <i>Required when this information is deemed necessary by the submitter. If not required by this implementation guide, do not send.</i>	X 1	AN	1/256										
NOT USED	PER09	443	Contact Inquiry Reference	O 1	AN	1/20										

SEGMENT DETAIL

NM1 - REFERRING PROVIDER NAME

X12 Segment Name: Individual or Organizational Name

X12 Purpose: To supply the full name of an individual or organizational entity

X12 Set Notes: 1. Loop 2420 contains information about the rendering, referring, or attending provider on a service line level. These segments override the information in the claim - level segments if the entity identifier codes in each NM1 segment are the same.

X12 Syntax: 1. **P0809**
If either NM108 or NM109 is present, then the other is required.

2. **C1110**
If NM111 is present, then NM110 is required.

3. **C1203**
If NM112 is present, then NM103 is required.

Loop: 2420F — REFERRING PROVIDER NAME **Loop Repeat:** 2

Segment Repeat: 1

Usage: SITUATIONAL

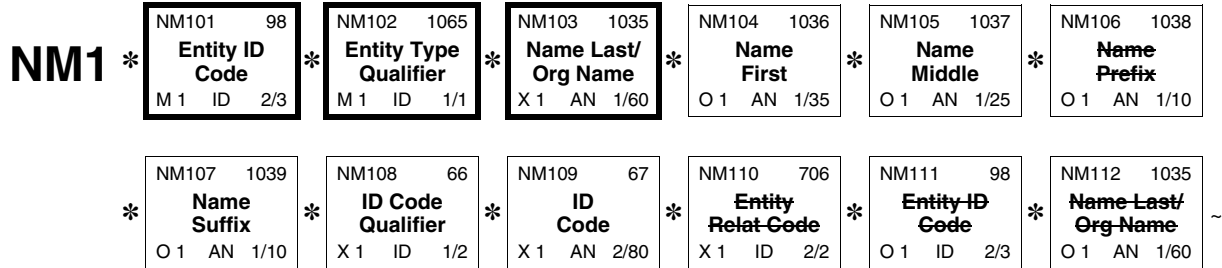
Situational Rule: Required when this service line involves a referral and the referring provider differs from that reported at the claim level (loop 2310A). If not required by this implementation guide, may be provided at the sender's discretion, but cannot be required by the receiver.

TR3 Notes: 1. When reporting the provider who ordered services such as diagnostic and lab, use Loop ID-2310A at the claim level. For ordered services such as Durable Medical Equipment, use Loop ID-2420E at the line level.

2. When there is only one referral on the claim, use code "DN - Referring Provider". When more than one referral exists and there is a requirement to report the additional referral, use code DN in the first iteration of this loop to indicate the referral received by the rendering provider on this claim. Use code "P3 - Primary Care Provider" in the second iteration of the loop to indicate the initial referral from the primary care provider or whatever provider wrote the initial referral for this patient's episode of care being billed/reported in this transaction.

TR3 Example: NM1*DN*1*WELBY*MARCUS*W**JR*XX*1234567891~

DIAGRAM



ELEMENT DETAIL

USAGE	REF. DES.	DATA ELEMENT	NAME	ATTRIBUTES
REQUIRED	NM101	98	Entity Identifier Code Code identifying an organizational entity, a physical location, property or an individual	M 1 ID 2/3
			CODE	DEFINITION
			DN	Referring Provider Use on the first iteration of this loop. Use if loop is used only once.
			P3	Primary Care Provider Use only if loop is used twice. Use only on second iteration of this loop.
REQUIRED	NM102	1065	Entity Type Qualifier Code qualifying the type of entity SEMANTIC: NM102 qualifies NM103.	M 1 ID 1/1
			CODE	DEFINITION
			1	Person
REQUIRED	NM103	1035	Name Last or Organization Name Individual last name or organizational name SYNTAX: C1203	X 1 AN 1/60
			IMPLEMENTATION NAME: Referring Provider Last Name	
SITUATIONAL	NM104	1036	Name First Individual first name	O 1 AN 1/35
			SITUATIONAL RULE: <i>Required when the person has a first name. If not required by this implementation guide, do not send.</i>	
			IMPLEMENTATION NAME: Referring Provider First Name	
SITUATIONAL	NM105	1037	Name Middle Individual middle name or initial	O 1 AN 1/25
			SITUATIONAL RULE: <i>Required when the middle name or initial of the person is needed to identify the individual. If not required by this implementation guide, do not send.</i>	
			IMPLEMENTATION NAME: Referring Provider Middle Name or Initial	
NOT USED	NM106	1038	Name Prefix	O 1 AN 1/10

SITUATIONAL	NM107	1039	Name Suffix Suffix to individual name	O 1	AN	1/10				
SITUATIONAL RULE: <i>Required when the name suffix is needed to identify the individual. If not required by this implementation guide, do not send.</i>										
IMPLEMENTATION NAME: Referring Provider Name Suffix										
SITUATIONAL	NM108	66	Identification Code Qualifier Code designating the system/method of code structure used for Identification Code (67)	X 1	ID	1/2				
SYNTAX: P0809										
SITUATIONAL RULE: <i>Required for providers on or after the mandated HIPAA National Provider Identifier (NPI) implementation date when the provider has received an NPI and the NPI is available to the submitter.</i> OR <i>Required for providers prior to the mandated HIPAA NPI implementation date when the provider has received an NPI and the submitter has the capability to send it.</i> <i>If not required by this implementation guide, do not send.</i>										
<table><tr><th>CODE</th><th>DEFINITION</th></tr><tr><td>XX</td><td>Centers for Medicare and Medicaid Services National Provider Identifier CODE SOURCE 537: Centers for Medicare & Medicaid Services National Provider Identifier</td></tr></table>							CODE	DEFINITION	XX	Centers for Medicare and Medicaid Services National Provider Identifier CODE SOURCE 537: Centers for Medicare & Medicaid Services National Provider Identifier
CODE	DEFINITION									
XX	Centers for Medicare and Medicaid Services National Provider Identifier CODE SOURCE 537: Centers for Medicare & Medicaid Services National Provider Identifier									
SITUATIONAL	NM109	67	Identification Code Code identifying a party or other code	X 1	AN	2/80				
SYNTAX: P0809										
SITUATIONAL RULE: <i>Required for providers on or after the mandated HIPAA National Provider Identifier (NPI) implementation date when the provider has received an NPI and the NPI is available to the submitter.</i> OR <i>Required for providers prior to the mandated HIPAA NPI implementation date when the provider has received an NPI and the submitter has the capability to send it.</i> <i>If not required by this implementation guide, do not send.</i>										
IMPLEMENTATION NAME: Referring Provider Identifier										
NOT USED	NM110	706	Entity Relationship Code	X 1	ID	2/2				
NOT USED	NM111	98	Entity Identifier Code	O 1	ID	2/3				
NOT USED	NM112	1035	Name Last or Organization Name	O 1	AN	1/60				

SEGMENT DETAIL

REF - REFERRING PROVIDER SECONDARY IDENTIFICATION

X12 Segment Name: Reference Information

X12 Purpose: To specify identifying information

X12 Syntax: 1. R0203

At least one of REF02 or REF03 is required.

Loop: 2420F — REFERRING PROVIDER NAME

Segment Repeat: 20

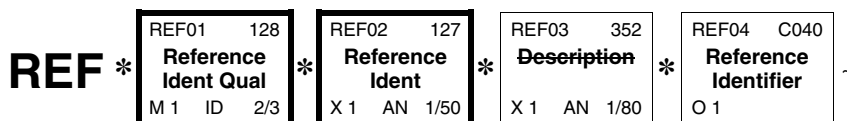
Usage: SITUATIONAL

Situational Rule: Required prior to the mandated HIPAA National Provider Identifier (NPI) implementation date when an identification number other than the NPI is necessary for the receiver to identify the provider.
OR
Required on or after the mandated NPI Implementation Date when NM109 in this loop is not used and an identification number other than the NPI is necessary for the receiver to identify the provider.
If not required by this implementation guide, do not send.

TR3 Notes: 1. When it is necessary to report one or more non-destination payer Secondary Identifiers, the composite data element in REF04 is used to identify the payer who assigned this identifier.

TR3 Example: REF*G2*12345~

DIAGRAM



ELEMENT DETAIL

USAGE	REF. DES.	DATA ELEMENT	NAME	ATTRIBUTES		
REQUIRED	REF01	128	Reference Identification Qualifier Code qualifying the Reference Identification	M 1	ID	2/3
			CODE	DEFINITION		
			0B	State License Number		
			1G	Provider UPIN Number		
				UPINs must be formatted as either X99999 or XXX999.		

			G2	Provider Commercial Number			
			This code designates a proprietary provider number for the destination payer identified in the Payer Name loop, Loop ID-2010BB, associated with this claim. This is to be used by all payers including: Medicare, Medicaid, Blue Cross, etc.				
REQUIRED	REF02	127	Reference Identification	X 1	AN	1/50	
			Reference information as defined for a particular Transaction Set or as specified by the Reference Identification Qualifier				
			SYNTAX: R0203				
			IMPLEMENTATION NAME: Referring Provider Secondary Identifier				
NOT USED	REF03	352	Description	X 1	AN	1/80	
SITUATIONAL	REF04	C040	REFERENCE IDENTIFIER	O 1			
			To identify one or more reference numbers or identification numbers as specified by the Reference Qualifier				
			SYNTAX: P0304 If either C04003 or C04004 is present, then the other is required. P0506 If either C04005 or C04006 is present, then the other is required.				
			SITUATIONAL RULE: <i>Required when the identifier reported in REF02 of this segment is for a non-destination payer.</i>				
			Do not use this composite when the value reported in REF01 is either 0B or 1G.				
REQUIRED	REF04-01	128	Reference Identification Qualifier	M	ID	2/3	
			Code qualifying the Reference Identification				
			CODE	DEFINITION			
			2U	Payer Identification Number			
REQUIRED	REF04-02	127	Reference Identification	M	AN	1/50	
			Reference information as defined for a particular Transaction Set or as specified by the Reference Identification Qualifier				
			IMPLEMENTATION NAME: Other Payer Primary Identifier				
			The payer identifier reported in this field must match the cooresponding payer identifier reported in Loop ID-2330B NM109.				
NOT USED	REF04-03	128	Reference Identification Qualifier	X	ID	2/3	
NOT USED	REF04-04	127	Reference Identification	X	AN	1/50	
NOT USED	REF04-05	128	Reference Identification Qualifier	X	ID	2/3	
NOT USED	REF04-06	127	Reference Identification	X	AN	1/50	

SEGMENT DETAIL

NM1 - AMBULANCE PICK-UP LOCATION

X12 Segment Name: Individual or Organizational Name

X12 Purpose: To supply the full name of an individual or organizational entity

X12 Set Notes: 1. Loop 2420 contains information about the rendering, referring, or attending provider on a service line level. These segments override the information in the claim - level segments if the entity identifier codes in each NM1 segment are the same.

X12 Syntax: 1. **P0809**
If either NM108 or NM109 is present, then the other is required.

2. **C1110**
If NM111 is present, then NM110 is required.

3. **C1203**
If NM112 is present, then NM103 is required.

Loop: 2420G — AMBULANCE PICK-UP LOCATION **Loop Repeat:** 1

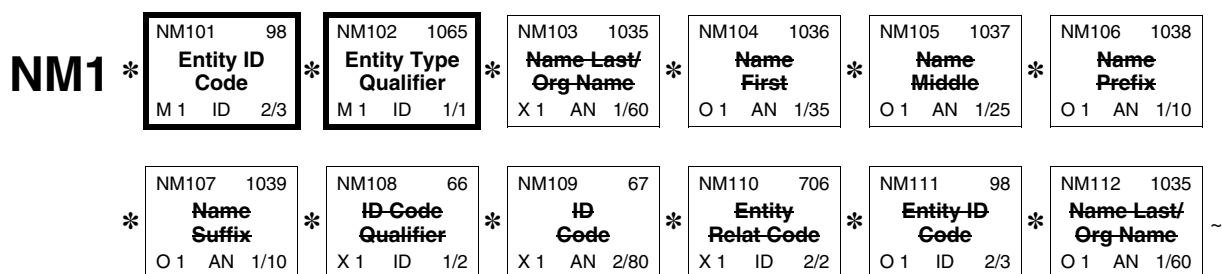
Segment Repeat: 1

Usage: SITUATIONAL

Situational Rule: Required when the ambulance pick-up location for this service line is different than the ambulance pick-up location provided in Loop ID-2310E. If not required by this implementation guide, do not send.

TR3 Example: NM1*PW*2~

DIAGRAM



ELEMENT DETAIL

USAGE	REF. DES.	DATA ELEMENT	NAME	ATTRIBUTES
REQUIRED	NM101	98	Entity Identifier Code	M 1 ID 2/3
			Code identifying an organizational entity, a physical location, property or an individual	
			CODE	DEFINITION
			PW	Pickup Address

REQUIRED	NM102	1065	Entity Type Qualifier Code qualifying the type of entity SEMANTIC: NM102 qualifies NM103.	M 1	ID	1/1				
			<table><tr><th>CODE</th><th>DEFINITION</th></tr><tr><td>2</td><td>Non-Person Entity</td></tr></table>	CODE	DEFINITION	2	Non-Person Entity			
CODE	DEFINITION									
2	Non-Person Entity									
NOT USED	NM103	1035	Name Last or Organization Name	X 1	AN	1/60				
NOT USED	NM104	1036	Name First	O 1	AN	1/35				
NOT USED	NM105	1037	Name Middle	O 1	AN	1/25				
NOT USED	NM106	1038	Name Prefix	O 1	AN	1/10				
NOT USED	NM107	1039	Name Suffix	O 1	AN	1/10				
NOT USED	NM108	66	Identification Code Qualifier	X 1	ID	1/2				
NOT USED	NM109	67	Identification Code	X 1	AN	2/80				
NOT USED	NM110	706	Entity Relationship Code	X 1	ID	2/2				
NOT USED	NM111	98	Entity Identifier Code	O 1	ID	2/3				
NOT USED	NM112	1035	Name Last or Organization Name	O 1	AN	1/60				

SEGMENT DETAIL

N3 - AMBULANCE PICK-UP LOCATION ADDRESS

X12 Segment Name: Party Location

X12 Purpose: To specify the location of the named party

Loop: 2420G — AMBULANCE PICK-UP LOCATION

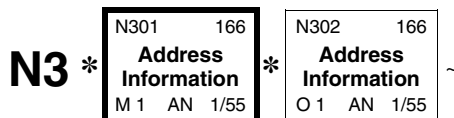
Segment Repeat: 1

Usage: REQUIRED

TR3 Notes: 1. If the ambulance pickup location is in an area where there are no street addresses, enter a description of where the service was rendered (for example, “crossroad of State Road 34 and 45” or “Exit near Mile marker 265 on Interstate 80”).

TR3 Example: N3*123 MAIN STREET~

DIAGRAM



ELEMENT DETAIL

USAGE	REF. DES.	DATA ELEMENT	NAME	ATTRIBUTES
REQUIRED	N301	166	Address Information Address information	M 1 AN 1/55
IMPLEMENTATION NAME: Ambulance Pick-up Address Line				
SITUATIONAL	N302	166	Address Information Address information	O 1 AN 1/55
SITUATIONAL RULE: <i>Required when there is a second address line. If not required by this implementation guide, do not send.</i>				
IMPLEMENTATION NAME: Ambulance Pick-up Address Line				

SEGMENT DETAIL

N4 - AMBULANCE PICK-UP LOCATION CITY, STATE, ZIP CODE

X12 Segment Name: Geographic Location

X12 Purpose: To specify the geographic place of the named party

- X12 Syntax:**
- E0207**
Only one of N402 or N407 may be present.
 - C0605**
If N406 is present, then N405 is required.
 - C0704**
If N407 is present, then N404 is required.

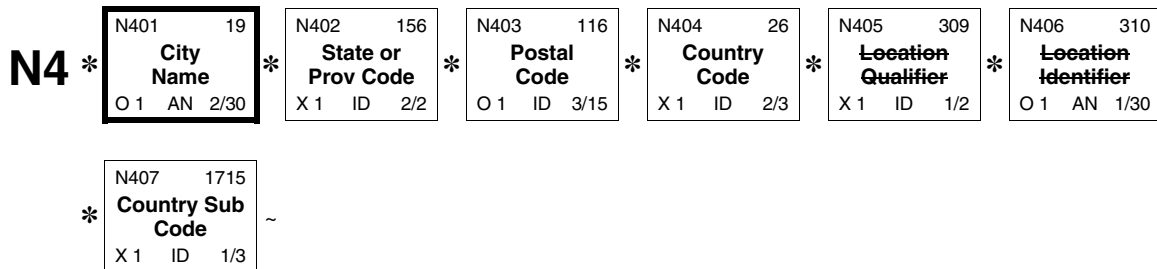
Loop: 2420G — AMBULANCE PICK-UP LOCATION

Segment Repeat: 1

Usage: REQUIRED

TR3 Example: N4*KANSAS CITY*MO*64108~

DIAGRAM



ELEMENT DETAIL

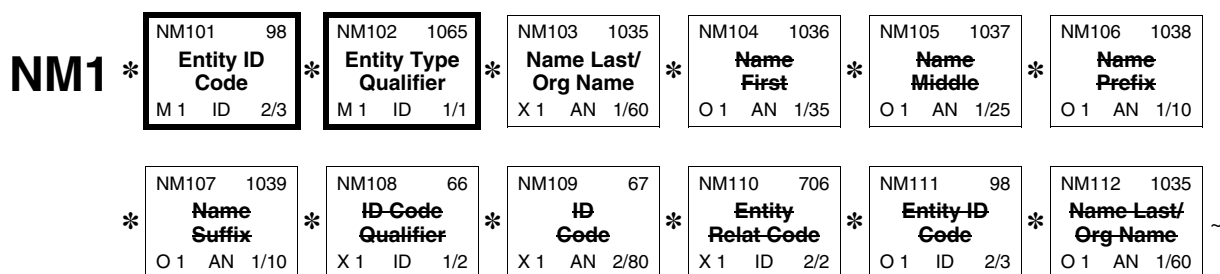
USAGE	REF. DES.	DATA ELEMENT	NAME	ATTRIBUTES
REQUIRED	N401	19	City Name Free-form text for city name	O 1 AN 2/30
COMMENT: A combination of either N401 through N404, or N405 and N406 may be adequate to specify a location.				
IMPLEMENTATION NAME: Ambulance Pick-up City Name				

SITUATIONAL	N402	156	State or Province Code X 1 ID 2/2 Code (Standard State/Province) as defined by appropriate government agency SYNTAX: E0207 COMMENT: N402 is required only if city name (N401) is in the U.S. or Canada. SITUATIONAL RULE: <i>Required when the address is in the United States of America, including its territories, or Canada. If not required by this implementation guide, do not send.</i> IMPLEMENTATION NAME: Ambulance Pick-up State or Province Code CODE SOURCE 22: States and Provinces
SITUATIONAL	N403	116	Postal Code O 1 ID 3/15 Code defining international postal zone code excluding punctuation and blanks (zip code for United States) SITUATIONAL RULE: <i>Required when the address is in the United States of America, including its territories, or Canada, or when a postal code exists for the country in N404. If not required by this implementation guide, do not send.</i> IMPLEMENTATION NAME: Ambulance Pick-up Postal Zone or ZIP Code CODE SOURCE 51: ZIP Code CODE SOURCE 932: Universal Postal Codes
SITUATIONAL	N404	26	Country Code X 1 ID 2/3 Code identifying the country SYNTAX: C0704 SITUATIONAL RULE: <i>Required when the address is outside the United States of America. If not required by this implementation guide, do not send.</i> CODE SOURCE 5: Countries, Currencies and Funds Use the alpha-2 country codes from Part 1 of ISO 3166.
NOT USED	N405	309	Location Qualifier X 1 ID 1/2
NOT USED	N406	310	Location Identifier O 1 AN 1/30
SITUATIONAL	N407	1715	Country Subdivision Code X 1 ID 1/3 Code identifying the country subdivision SYNTAX: E0207, C0704 SITUATIONAL RULE: <i>Required when the address is not in the United States of America, including its territories, or Canada, and the country in N404 has administrative subdivisions such as but not limited to states, provinces, cantons, etc. If not required by this implementation guide, do not send.</i> CODE SOURCE 5: Countries, Currencies and Funds Use the country subdivision codes from Part 2 of ISO 3166.

SEGMENT DETAIL

NM1 - AMBULANCE DROP-OFF LOCATION**X12 Segment Name:** Individual or Organizational Name**X12 Purpose:** To supply the full name of an individual or organizational entity**X12 Set Notes:** 1. Loop 2420 contains information about the rendering, referring, or attending provider on a service line level. These segments override the information in the claim - level segments if the entity identifier codes in each NM1 segment are the same.**X12 Syntax:** 1. **P0809**
If either NM108 or NM109 is present, then the other is required.
2. **C1110**
If NM111 is present, then NM110 is required.
3. **C1203**
If NM112 is present, then NM103 is required.**Loop:** 2420H — AMBULANCE DROP-OFF LOCATION **Loop Repeat:** 1**Segment Repeat:** 1**Usage:** SITUATIONAL**Situational Rule:** Required when the ambulance drop-off location for this service line is different than the ambulance drop-off location provided in Loop ID-2310F. If not required by this implementation guide, do not send.**TR3 Example:** NM1*45*2~

DIAGRAM



ELEMENT DETAIL

USAGE	REF. DES.	DATA ELEMENT	NAME	ATTRIBUTES
REQUIRED	NM101	98	Entity Identifier Code Code identifying an organizational entity, a physical location, property or an individual	M 1 ID 2/3
			CODE	DEFINITION
		45	Drop-off Location	

REQUIRED	NM102	1065	Entity Type Qualifier Code qualifying the type of entity SEMANTIC: NM102 qualifies NM103.	M 1	ID	1/1
			CODE	DEFINITION		
			2	Non-Person Entity		
SITUATIONAL	NM103	1035	Name Last or Organization Name Individual last name or organizational name SYNTAX: C1203 SITUATIONAL RULE: <i>Required when drop-off location name is known. If not required by this implementation guide, do not send.</i>	X 1	AN	1/60
			IMPLEMENTATION NAME: Ambulance Drop-off Location			
NOT USED	NM104	1036	Name First	O 1	AN	1/35
NOT USED	NM105	1037	Name Middle	O 1	AN	1/25
NOT USED	NM106	1038	Name Prefix	O 1	AN	1/10
NOT USED	NM107	1039	Name Suffix	O 1	AN	1/10
NOT USED	NM108	66	Identification Code Qualifier	X 1	ID	1/2
NOT USED	NM109	67	Identification Code	X 1	AN	2/80
NOT USED	NM110	706	Entity Relationship Code	X 1	ID	2/2
NOT USED	NM111	98	Entity Identifier Code	O 1	ID	2/3
NOT USED	NM112	1035	Name Last or Organization Name	O 1	AN	1/60

SEGMENT DETAIL

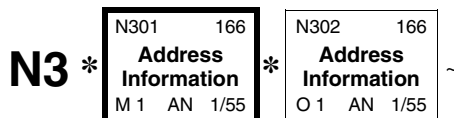
N3 - AMBULANCE DROP-OFF LOCATION ADDRESS

X12 Segment Name: Party Location**X12 Purpose:** To specify the location of the named party**Loop:** 2420H — AMBULANCE DROP-OFF LOCATION**Segment Repeat:** 1**Usage:** REQUIRED

TR3 Notes: 1. If the ambulance drop-off location is in an area where there are no street addresses, enter a description of where the service was rendered (for example, “crossroad of State Road 34 and 45” or “Exit near Mile marker 265 on Interstate 80”).

TR3 Example: N3*123 MAIN STREET~

DIAGRAM



ELEMENT DETAIL

USAGE	REF. DES.	DATA ELEMENT	NAME	ATTRIBUTES
REQUIRED	N301	166	Address Information Address information	M 1 AN 1/55
			IMPLEMENTATION NAME: Ambulance Drop-off Address Line	
SITUATIONAL	N302	166	Address Information Address information	O 1 AN 1/55
			SITUATIONAL RULE: <i>Required when there is a second address line. If not required by this implementation guide, do not send.</i>	
			IMPLEMENTATION NAME: Ambulance Drop-off Address Line	

SEGMENT DETAIL

N4 - AMBULANCE DROP-OFF LOCATION CITY, STATE, ZIP CODE

X12 Segment Name: Geographic Location

X12 Purpose: To specify the geographic place of the named party

- X12 Syntax:**
- E0207**
Only one of N402 or N407 may be present.
 - C0605**
If N406 is present, then N405 is required.
 - C0704**
If N407 is present, then N404 is required.

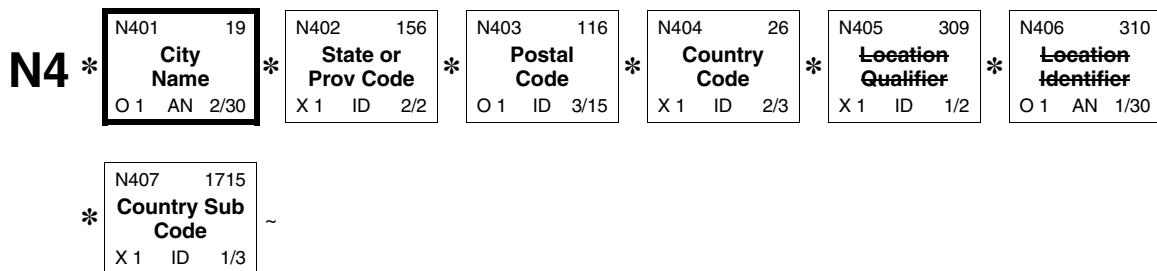
Loop: 2420H — AMBULANCE DROP-OFF LOCATION

Segment Repeat: 1

Usage: REQUIRED

TR3 Example: N4*KANSAS CITY*MO*64108~

DIAGRAM



ELEMENT DETAIL

USAGE	REF. DES.	DATA ELEMENT	NAME	ATTRIBUTES
REQUIRED	N401	19	City Name Free-form text for city name	O 1 AN 2/30
COMMENT: A combination of either N401 through N404, or N405 and N406 may be adequate to specify a location.				
IMPLEMENTATION NAME: Ambulance Drop-off City Name				

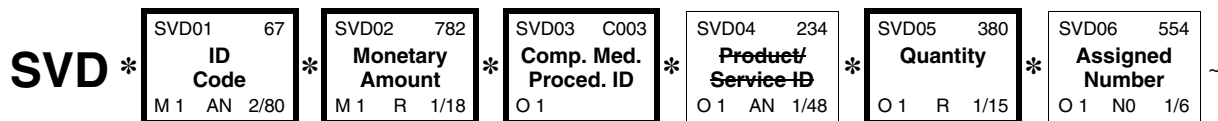
SITUATIONAL	N402	156	State or Province Code Code (Standard State/Province) as defined by appropriate government agency SYNTAX: E0207 COMMENT: N402 is required only if city name (N401) is in the U.S. or Canada. SITUATIONAL RULE: <i>Required when the address is in the United States of America, including its territories, or Canada. If not required by this implementation guide, do not send.</i> IMPLEMENTATION NAME: Ambulance Drop-off State or Province Code CODE SOURCE 22: States and Provinces	X 1	ID	2/2
SITUATIONAL	N403	116	Postal Code Code defining international postal zone code excluding punctuation and blanks (zip code for United States) SITUATIONAL RULE: <i>Required when the address is in the United States of America, including its territories, or Canada, or when a postal code exists for the country in N404. If not required by this implementation guide, do not send.</i> IMPLEMENTATION NAME: Ambulance Drop-off Postal Zone or ZIP Code CODE SOURCE 51: ZIP Code CODE SOURCE 932: Universal Postal Codes	O 1	ID	3/15
SITUATIONAL	N404	26	Country Code Code identifying the country SYNTAX: C0704 SITUATIONAL RULE: <i>Required when the address is outside the United States of America. If not required by this implementation guide, do not send.</i> CODE SOURCE 5: Countries, Currencies and Funds Use the alpha-2 country codes from Part 1 of ISO 3166.	X 1	ID	2/3
NOT USED	N405	309	Location Qualifier	X 1	ID	1/2
NOT USED	N406	310	Location Identifier	O 1	AN	1/30
SITUATIONAL	N407	1715	Country Subdivision Code Code identifying the country subdivision SYNTAX: E0207, C0704 SITUATIONAL RULE: <i>Required when the address is not in the United States of America, including its territories, or Canada, and the country in N404 has administrative subdivisions such as but not limited to states, provinces, cantons, etc. If not required by this implementation guide, do not send.</i> CODE SOURCE 5: Countries, Currencies and Funds Use the country subdivision codes from Part 2 of ISO 3166.	X 1	ID	1/3

SEGMENT DETAIL

SVD - LINE ADJUDICATION INFORMATION

X12 Segment Name: Service Line Adjudication**X12 Purpose:** To convey service line adjudication information for coordination of benefits between the initial payers of a health care claim and all subsequent payers**X12 Set Notes:** 1. SVD01 identifies the payer which adjudicated the corresponding service line and must match DE 67 in the NM109 position 325 for the payer.**Loop:** 2430 — LINE ADJUDICATION INFORMATION **Loop Repeat:** 15**Segment Repeat:** 1**Usage:** SITUATIONAL**Situational Rule:** Required when the claim has been previously adjudicated by payer identified in Loop ID-2330B and this service line has payments and/or adjustments applied to it. If not required by this implementation guide, do not send.**TR3 Notes:** 1. To show unbundled lines: If, in the original claim, line 3 is unbundled into (for example) 2 additional lines, then the SVD for line 3 is used 3 times: once for the original adjustment to line 3 and then two more times for the additional unbundled lines.**TR3 Example:** SVD*43*55*HC:84550**3~

DIAGRAM



ELEMENT DETAIL

USAGE	REF. DES.	DATA ELEMENT	NAME	ATTRIBUTES
REQUIRED	SVD01	67	Identification Code Code identifying a party or other code SEMANTIC: SVD01 is the payer identification code. IMPLEMENTATION NAME: Other Payer Primary Identifier This identifier indicates the payer responsible for the reimbursement described in this iteration of the 2430 loop. The identifier indicates the Other Payer by matching the appropriate Other Payer Primary Identifier (Loop ID-2330B, element NM109).	M 1 AN 2/80

REQUIRED	SVD02	782	Monetary Amount	M 1	R	1/18
----------	-------	-----	------------------------	-----	---	------

Monetary amount

SEMANTIC: SVD02 is the amount paid for this service line.

IMPLEMENTATION NAME: **Service Line Paid Amount**

Zero "0" is an acceptable value for this element.

REQUIRED	SVD03	C003	COMPOSITE MEDICAL PROCEDURE IDENTIFIER	O 1
----------	-------	------	---	-----

To identify a medical procedure by its standardized codes and applicable modifiers

This element contains the procedure code that was used to pay this service line.

REQUIRED	SVD03-01	235	Product/Service ID Qualifier	M	ID	2/2
----------	----------	-----	-------------------------------------	---	----	-----

Code identifying the type/source of the descriptive number used in Product/Service ID (234)

SEMANTIC:
C003-01 qualifies C003-02 and C003-08.

IMPLEMENTATION NAME: **Product or Service ID Qualifier**

CODE	DEFINITION
ER	Jurisdiction Specific Procedure and Supply Codes This code set is not allowed for use under HIPAA at the time of this writing. The qualifier can only be used: If a new rule names the Jurisdiction Specific Procedure and Supply Codes as an allowable code set under HIPAA, OR The Secretary grants an exception to use the code set as a pilot project as allowed under the law, OR For claims which are not covered under HIPAA. CODE SOURCE 576: Workers Compensation Specific Procedure and Supply Codes
HC	Health Care Financing Administration Common Procedural Coding System (HCPCS) Codes Because the AMA's CPT codes are also level 1 HCPCS codes, they are reported under HC. CODE SOURCE 130: Healthcare Common Procedure Coding System
IV	Home Infusion EDI Coalition (HIEC) Product/Service Code This code set is not allowed for use under HIPAA at the time of this writing. The qualifier can only be used: If a new rule names the Home Infusion EDI Coalition (HIEC) Product/Service Codes as an allowable code set under HIPAA, OR The Secretary grants an exception to use the code set as a pilot project as allowed under the law, OR For claims which are not covered under HIPAA.

		<p>CODE SOURCE 513: Home Infusion EDI Coalition (HIEC) Product/Service Code List</p>	
		WK	<p>Advanced Billing Concepts (ABC) Codes</p> <p>At the time of this writing, this code set has been approved by the Secretary of HHS as a pilot project allowed under HIPAA law. The qualifier may only be used in transactions covered under HIPAA; By parties registered in the pilot project and their trading partners, OR If a new rule names the Complementary, Alternative, or Holistic Procedure Codes as an allowable code set under HIPAA, OR For claims which are not covered under HIPAA.</p>
REQUIRED	SVD03-02	234	<p>CODE SOURCE 843: Advanced Billing Concepts (ABC) Codes</p> <p>Product/Service ID M AN 1/48 Identifying number for a product or service</p> <p>SEMANTIC: If C003-08 is used, then C003-02 represents the beginning value in the range in which the code occurs.</p> <p>IMPLEMENTATION NAME: Procedure Code</p>
SITUATIONAL	SVD03-03	1339	<p>Procedure Modifier O AN 2/2 This identifies special circumstances related to the performance of the service, as defined by trading partners</p> <p>SEMANTIC: C003-03 modifies the value in C003-02 and C003-08.</p> <p>SITUATIONAL RULE: <i>Required when a modifier clarifies or improves the reporting accuracy of the associated procedure code. This is the first procedure code modifier. If not required by this implementation guide, do not send.</i></p>
SITUATIONAL	SVD03-04	1339	<p>Procedure Modifier O AN 2/2 This identifies special circumstances related to the performance of the service, as defined by trading partners</p> <p>SEMANTIC: C003-04 modifies the value in C003-02 and C003-08.</p> <p>SITUATIONAL RULE: <i>Required when a second modifier clarifies or improves the reporting accuracy of the associated procedure code. If not required by this implementation guide, do not send.</i></p>
SITUATIONAL	SVD03-05	1339	<p>Procedure Modifier O AN 2/2 This identifies special circumstances related to the performance of the service, as defined by trading partners</p> <p>SEMANTIC: C003-05 modifies the value in C003-02 and C003-08.</p> <p>SITUATIONAL RULE: <i>Required when a third modifier clarifies or improves the reporting accuracy of the associated procedure code. If not required by this implementation guide, do not send.</i></p>

SITUATIONAL	SVD03-06	1339	Procedure Modifier	O	AN	2/2
This identifies special circumstances related to the performance of the service, as defined by trading partners						
SEMANTIC: C003-06 modifies the value in C003-02 and C003-08.						
SITUATIONAL RULE: <i>Required when a fourth modifier clarifies or improves the reporting accuracy of the associated procedure code. If not required by this implementation guide, do not send.</i>						
SITUATIONAL	SVD03-07	352	Description	O	AN	1/80
A free-form description to clarify the related data elements and their content						
SEMANTIC: C003-07 is the description of the procedure identified in C003-02.						
SITUATIONAL RULE: <i>Required when SVC01-7 was returned in the 835 transaction. If not required by this implementation guide, do not send.</i>						
IMPLEMENTATION NAME: Procedure Code Description						
NOT USED	SVD03-08	234	Product/Service ID	O	AN	1/48
NOT USED	SVD04	234	Product/Service ID	O 1	AN	1/48
REQUIRED	SVD05	380	Quantity	O 1	R	1/15
Numeric value of quantity						
SEMANTIC: SVD05 is the paid units of service.						
IMPLEMENTATION NAME: Paid Service Unit Count						
This is the number of paid units from the remittance advice. When paid units are not present on the remittance advice, use the original billed units.						
The maximum length for this field is 8 digits excluding the decimal. When a decimal is used, the maximum number of digits allowed to the right of the decimal is three.						
SITUATIONAL	SVD06	554	Assigned Number	O 1	N0	1/6
Number assigned for differentiation within a transaction set						
COMMENT: SVD06 is only used for bundling of service lines. It references the LX Assigned Number of the service line into which this service line was bundled.						
SITUATIONAL RULE: <i>Required when payer bundled this service line. If not required by this implementation guide, do not send.</i>						
IMPLEMENTATION NAME: Bundled or Unbundled Line Number						

SEGMENT DETAIL

CAS - LINE ADJUSTMENT

X12 Segment Name: Claims Adjustment

X12 Purpose: To supply adjustment reason codes and amounts as needed for an entire claim or for a particular service within the claim being paid

- X12 Syntax:**
1. **L050607**
If CAS05 is present, then at least one of CAS06 or CAS07 are required.
 2. **C0605**
If CAS06 is present, then CAS05 is required.
 3. **C0705**
If CAS07 is present, then CAS05 is required.
 4. **L080910**
If CAS08 is present, then at least one of CAS09 or CAS10 are required.
 5. **C0908**
If CAS09 is present, then CAS08 is required.
 6. **C1008**
If CAS10 is present, then CAS08 is required.
 7. **L111213**
If CAS11 is present, then at least one of CAS12 or CAS13 are required.
 8. **C1211**
If CAS12 is present, then CAS11 is required.
 9. **C1311**
If CAS13 is present, then CAS11 is required.
 10. **L141516**
If CAS14 is present, then at least one of CAS15 or CAS16 are required.
 11. **C1514**
If CAS15 is present, then CAS14 is required.
 12. **C1614**
If CAS16 is present, then CAS14 is required.
 13. **L171819**
If CAS17 is present, then at least one of CAS18 or CAS19 are required.
 14. **C1817**
If CAS18 is present, then CAS17 is required.
 15. **C1917**
If CAS19 is present, then CAS17 is required.

X12 Comments: 1. Adjustment information is intended to help the provider balance the remittance information. Adjustment amounts should fully explain the difference between submitted charges and the amount paid.

Loop: 2430 — LINE ADJUDICATION INFORMATION

Segment Repeat: 5

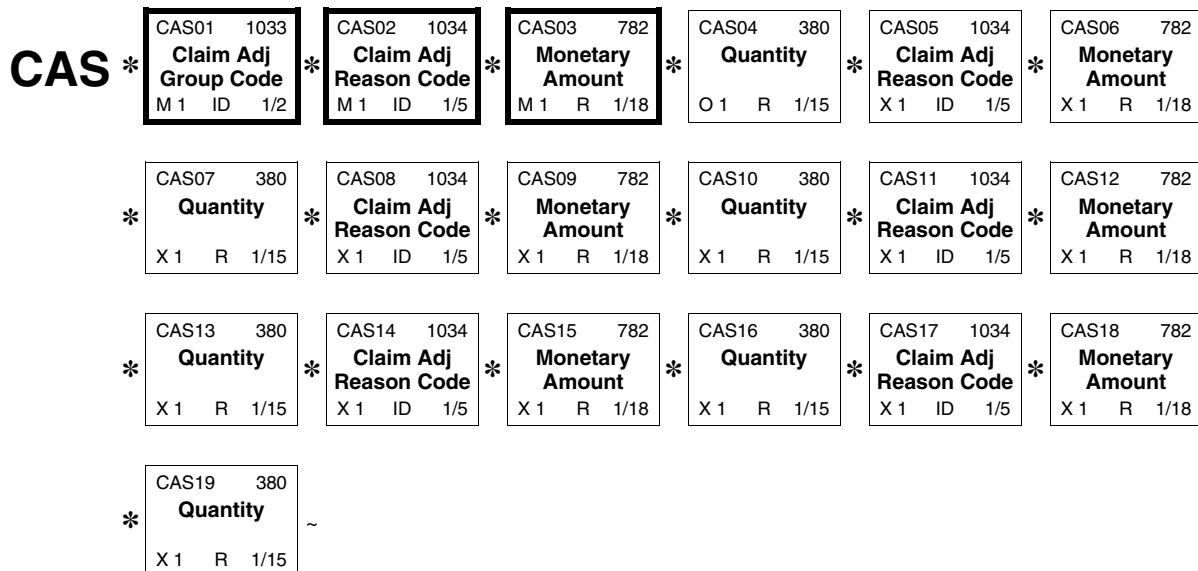
Usage: SITUATIONAL

Situational Rule: Required when the payer identified in Loop 2330B made line level adjustments which caused the amount paid to differ from the amount originally charged. If not required by this implementation guide, do not send.

TR3 Notes: 1. A single CAS segment contains six repetitions of the “adjustment trio” composed of adjustment reason code, adjustment amount, and adjustment quantity. These six adjustment trios are used to report up to six adjustments related to a particular Claim Adjustment Group Code (CAS01). The first non-zero adjustment is reported in the first adjustment trio (CAS02-CAS04). If there is a second non-zero adjustment, it is reported in the second adjustment trio (CAS05-CAS07), and so on through the sixth adjustment trio (CAS17-CAS19).

TR3 Example: CAS*PR*1*7.93~

TR3 Example: CAS*OA*93*15.06~

DIAGRAM**ELEMENT DETAIL**

USAGE	REF. DES.	DATA ELEMENT	NAME	ATTRIBUTES		
REQUIRED	CAS01	1033	Claim Adjustment Group Code Code identifying the general category of payment adjustment	M 1	ID	1/2
			CODE	DEFINITION		
			CO	Contractual Obligations		
			CR	Correction and Reversals		
			OA	Other adjustments		
			PI	Payor Initiated Reductions		
			PR	Patient Responsibility		

REQUIRED	CAS02	1034	Claim Adjustment Reason Code Code identifying the detailed reason the adjustment was made	M 1	ID	1/5
IMPLEMENTATION NAME: Adjustment Reason Code						
CODE SOURCE 139: Claim Adjustment Reason Code						
REQUIRED	CAS03	782	Monetary Amount Monetary amount	M 1	R	1/18
SEMANTIC: CAS03 is the amount of adjustment.						
IMPLEMENTATION NAME: Adjustment Amount						
SITUATIONAL	CAS04	380	Quantity Numeric value of quantity	O 1	R	1/15
SEMANTIC: CAS04 is the units of service being adjusted.						
SITUATIONAL RULE: <i>Required when the number of service units has been adjusted. If not required by this implementation guide, do not send.</i>						
IMPLEMENTATION NAME: Adjustment Quantity						
SITUATIONAL	CAS05	1034	Claim Adjustment Reason Code Code identifying the detailed reason the adjustment was made	X 1	ID	1/5
SYNTAX: L050607, C0605, C0705						
SITUATIONAL RULE: <i>Required when it is necessary to report an additional non-zero adjustment, beyond what has already been supplied, to this service line for the Claim Adjustment Group Code reported in CAS01. If not required by this implementation guide, do not send.</i>						
IMPLEMENTATION NAME: Adjustment Reason Code						
CODE SOURCE 139: Claim Adjustment Reason Code						
See CODE SOURCE 139: Claim Adjustment Reason Code						
SITUATIONAL	CAS06	782	Monetary Amount Monetary amount	X 1	R	1/18
SYNTAX: L050607, C0605						
SEMANTIC: CAS06 is the amount of the adjustment.						
SITUATIONAL RULE: <i>Required when CAS05 is present. If not required by this implementation guide, do not send.</i>						
IMPLEMENTATION NAME: Adjustment Amount						
SITUATIONAL	CAS07	380	Quantity Numeric value of quantity	X 1	R	1/15
SYNTAX: L050607, C0705						
SEMANTIC: CAS07 is the units of service being adjusted.						
SITUATIONAL RULE: <i>Required when CAS05 is present and is related to a units of service adjustment. If not required by this implementation guide, do not send.</i>						
IMPLEMENTATION NAME: Adjustment Quantity						

SITUATIONAL	CAS08	1034	Claim Adjustment Reason Code Code identifying the detailed reason the adjustment was made SYNTAX: L080910, C0908, C1008 SITUATIONAL RULE: <i>Required when it is necessary to report an additional non-zero adjustment, beyond what has already been supplied, to this service line for the Claim Adjustment Group Code reported in CAS01. If not required by this implementation guide, do not send.</i> IMPLEMENTATION NAME: Adjustment Reason Code CODE SOURCE 139: Claim Adjustment Reason Code See CODE SOURCE 139: Claim Adjustment Reason Code	X 1	ID	1/5
SITUATIONAL	CAS09	782	Monetary Amount Monetary amount SYNTAX: L080910, C0908 SEMANTIC: CAS09 is the amount of the adjustment. SITUATIONAL RULE: <i>Required when CAS08 is present. If not required by this implementation guide, do not send.</i> IMPLEMENTATION NAME: Adjustment Amount	X 1	R	1/18
SITUATIONAL	CAS10	380	Quantity Numeric value of quantity SYNTAX: L080910, C1008 SEMANTIC: CAS10 is the units of service being adjusted. SITUATIONAL RULE: <i>Required when CAS08 is present and is related to a units of service adjustment. If not required by this implementation guide, do not send.</i> IMPLEMENTATION NAME: Adjustment Quantity	X 1	R	1/15
SITUATIONAL	CAS11	1034	Claim Adjustment Reason Code Code identifying the detailed reason the adjustment was made SYNTAX: L111213, C1211, C1311 SITUATIONAL RULE: <i>Required when it is necessary to report an additional non-zero adjustment, beyond what has already been supplied, to this service line for the Claim Adjustment Group Code reported in CAS01. If not required by this implementation guide, do not send.</i> IMPLEMENTATION NAME: Adjustment Reason Code CODE SOURCE 139: Claim Adjustment Reason Code See CODE SOURCE 139: Claim Adjustment Reason Code	X 1	ID	1/5
SITUATIONAL	CAS12	782	Monetary Amount Monetary amount SYNTAX: L111213, C1211 SEMANTIC: CAS12 is the amount of the adjustment. SITUATIONAL RULE: <i>Required when CAS11 is present. If not required by this implementation guide, do not send.</i> IMPLEMENTATION NAME: Adjustment Amount	X 1	R	1/18

SITUATIONAL	CAS13	380	Quantity X 1 R 1/15 Numeric value of quantity SYNTAX: L111213, C1311 SEMANTIC: CAS13 is the units of service being adjusted. SITUATIONAL RULE: <i>Required when CAS11 is present and is related to a units of service adjustment. If not required by this implementation guide, do not send.</i> IMPLEMENTATION NAME: Adjustment Quantity
SITUATIONAL	CAS14	1034	Claim Adjustment Reason Code X 1 ID 1/5 Code identifying the detailed reason the adjustment was made SYNTAX: L141516, C1514, C1614 SITUATIONAL RULE: <i>Required when it is necessary to report an additional non-zero adjustment, beyond what has already been supplied, to this service line for the Claim Adjustment Group Code reported in CAS01. If not required by this implementation guide, do not send.</i> IMPLEMENTATION NAME: Adjustment Reason Code CODE SOURCE 139: Claim Adjustment Reason Code See CODE SOURCE 139: Claim Adjustment Reason Code
SITUATIONAL	CAS15	782	Monetary Amount X 1 R 1/18 Monetary amount SYNTAX: L141516, C1514 SEMANTIC: CAS15 is the amount of the adjustment. SITUATIONAL RULE: <i>Required when CAS14 is present. If not required by this implementation guide, do not send.</i> IMPLEMENTATION NAME: Adjustment Amount
SITUATIONAL	CAS16	380	Quantity X 1 R 1/15 Numeric value of quantity SYNTAX: L141516, C1614 SEMANTIC: CAS16 is the units of service being adjusted. SITUATIONAL RULE: <i>Required when CAS14 is present and is related to a units of service adjustment. If not required by this implementation guide, do not send.</i> IMPLEMENTATION NAME: Adjustment Quantity
SITUATIONAL	CAS17	1034	Claim Adjustment Reason Code X 1 ID 1/5 Code identifying the detailed reason the adjustment was made SYNTAX: L171819, C1817, C1917 SITUATIONAL RULE: <i>Required when it is necessary to report an additional non-zero adjustment, beyond what has already been supplied, to this service line for the Claim Adjustment Group Code reported in CAS01. If not required by this implementation guide, do not send.</i> IMPLEMENTATION NAME: Adjustment Reason Code CODE SOURCE 139: Claim Adjustment Reason Code See CODE SOURCE 139: Claim Adjustment Reason Code

SITUATIONAL	CAS18	782	Monetary Amount	X 1	R	1/18
-------------	-------	-----	------------------------	-----	---	------

Monetary amount

SYNTAX: L171819, C1817

SEMANTIC: CAS18 is the amount of the adjustment.

SITUATIONAL RULE: *Required when CAS17 is present. If not required by this implementation guide, do not send.***IMPLEMENTATION NAME: Adjustment Amount**

SITUATIONAL	CAS19	380	Quantity	X 1	R	1/15
-------------	-------	-----	-----------------	-----	---	------

Numeric value of quantity

SYNTAX: L171819, C1917

SEMANTIC: CAS19 is the units of service being adjusted.

SITUATIONAL RULE: *Required when CAS17 is present and is related to a units of service adjustment. If not required by this implementation guide, do not send.***IMPLEMENTATION NAME: Adjustment Quantity**

SEGMENT DETAIL

DTP - LINE CHECK OR REMITTANCE DATE

X12 Segment Name: Date or Time or Period

X12 Purpose: To specify any or all of a date, a time, or a time period

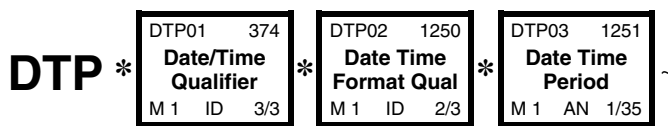
Loop: 2430 — LINE ADJUDICATION INFORMATION

Segment Repeat: 1

Usage: REQUIRED

TR3 Example: DTP*573*D8*20040203~

DIAGRAM



ELEMENT DETAIL

USAGE	REF. DES.	DATA ELEMENT	NAME	ATTRIBUTES
REQUIRED	DTP01	374	Date/Time Qualifier Code specifying type of date or time, or both date and time	M 1 ID 3/3
IMPLEMENTATION NAME: Date Time Qualifier				
			CODE	DEFINITION
			573	Date Claim Paid
REQUIRED	DTP02	1250	Date Time Period Format Qualifier Code indicating the date format, time format, or date and time format	M 1 ID 2/3
SEMANTIC: DTP02 is the date or time or period format that will appear in DTP03.				
			CODE	DEFINITION
			D8	Date Expressed in Format CCYYMMDD
REQUIRED	DTP03	1251	Date Time Period Expression of a date, a time, or range of dates, times or dates and times	M 1 AN 1/35
IMPLEMENTATION NAME: Adjudication or Payment Date				

SEGMENT DETAIL

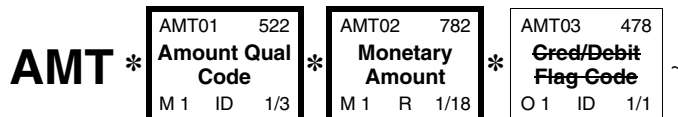
AMT - REMAINING PATIENT LIABILITY

X12 Segment Name: Monetary Amount Information**X12 Purpose:** To indicate the total monetary amount**Loop:** 2430 — LINE ADJUDICATION INFORMATION**Segment Repeat:** 1**Usage:** SITUATIONAL**Situational Rule:** Required when the Other Payer referenced in SVD01 of this iteration of Loop ID-2430 has adjudicated this claim, provided line level information, and the provider has the ability to report line item information. If not required by this implementation guide, do not send.

- TR3 Notes:**
1. In the judgment of the provider, this is the remaining amount to be paid after adjudication by the Other Payer referenced in SVD01 of this iteration of Loop ID-2430.
 2. This segment is only used in provider submitted claims. It is not used in Payer-to-Payer Coordination of Benefits (COB).
 3. This segment is not used if the claim level (Loop ID-2320) Remaining Patient Liability AMT segment is used for this Other Payer.

TR3 Example: AMT*EAF*75~

DIAGRAM



ELEMENT DETAIL

USAGE	REF. DES.	DATA ELEMENT	NAME	ATTRIBUTES
REQUIRED	AMT01	522	Amount Qualifier Code Code to qualify amount	M 1 ID 1/3
			CODE DEFINITION	
			EAF Amount Owed	
REQUIRED	AMT02	782	Monetary Amount Monetary amount	M 1 R 1/18
			IMPLEMENTATION NAME: Remaining Patient Liability	
NOT USED	AMT03	478	Credit/Debit Flag Code	O 1 ID 1/1

SEGMENT DETAIL

LQ - FORM IDENTIFICATION CODE

X12 Segment Name: Industry Code Identification

X12 Purpose: To identify standard industry codes

X12 Set Notes: 1. Loop 2440 provides certificate of medical necessity information for the procedure identified in SV101 in position 2/3700.

X12 Syntax: 1. **C0102**
If LQ01 is present, then LQ02 is required.

Loop: 2440 — FORM IDENTIFICATION CODE **Loop Repeat:** >1

Segment Repeat: 1

Usage: SITUATIONAL

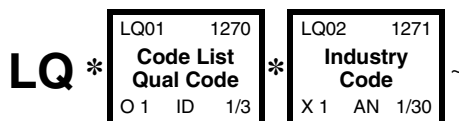
Situational Rule: Required when adjudication is known to be impacted by one of the types of supporting documentation (standardized paper forms) listed in LQ01. If not required by this implementation guide, do not send.

TR3 Notes: 1. Loop ID-2440 is designed to allow providers to attach standardized supplemental information to the claim when required to do so by the payer. The LQ segment contains information to identify the form (LQ01) and the specific form number (LQ02). In the example given below, LQ01=UT which identifies the form as a Medicare DMERC CMN form. LQ02=01.02 identifies which DMERC CMN form is being used.

2. An example application of this Form Identification Code Loop is for Medicare DMERC claims for which the DME provider is required to obtain a Certificate of Medical Necessity (DMERC CMN) or DMERC Information Form (DIF), or Oxygen Therapy Certification from the referring physician. Another example is payer documentation requirements for Home Health services.

TR3 Example: LQ*UT*01.02~

DIAGRAM



ELEMENT DETAIL

USAGE	REF. DES.	DATA ELEMENT	NAME	ATTRIBUTES								
REQUIRED	LQ01	1270	Code List Qualifier Code Code identifying a specific industry code list SYNTAX: C0102	O 1	ID	1/3						
			<table><tr><th>CODE</th><th>DEFINITION</th></tr><tr><td>AS</td><td>Form Type Code Code value AS indicates that a Home Health form from External Code Source 656 is being identified in LQ02.</td></tr><tr><td>UT</td><td>CODE SOURCE 656: Form Type Codes Centers for Medicare and Medicaid Services (CMS) Durable Medical Equipment Regional Carrier (DMERC) Certificate of Medical Necessity (CMN) Forms CODE SOURCE 582: Centers for Medicare and Medicaid Services (CMS) Durable Medical Equipment Regional Carrier (DMERC) Certificate of Medical Necessity (CMN) Forms</td></tr></table>	CODE	DEFINITION	AS	Form Type Code Code value AS indicates that a Home Health form from External Code Source 656 is being identified in LQ02.	UT	CODE SOURCE 656: Form Type Codes Centers for Medicare and Medicaid Services (CMS) Durable Medical Equipment Regional Carrier (DMERC) Certificate of Medical Necessity (CMN) Forms CODE SOURCE 582: Centers for Medicare and Medicaid Services (CMS) Durable Medical Equipment Regional Carrier (DMERC) Certificate of Medical Necessity (CMN) Forms			
CODE	DEFINITION											
AS	Form Type Code Code value AS indicates that a Home Health form from External Code Source 656 is being identified in LQ02.											
UT	CODE SOURCE 656: Form Type Codes Centers for Medicare and Medicaid Services (CMS) Durable Medical Equipment Regional Carrier (DMERC) Certificate of Medical Necessity (CMN) Forms CODE SOURCE 582: Centers for Medicare and Medicaid Services (CMS) Durable Medical Equipment Regional Carrier (DMERC) Certificate of Medical Necessity (CMN) Forms											
REQUIRED	LQ02	1271	Industry Code Code indicating a code from a specific industry code list SYNTAX: C0102 IMPLEMENTATION NAME: Form Identifier	X 1	AN	1/30						

SEGMENT DETAIL

FRM - SUPPORTING DOCUMENTATION

X12 Segment Name: Supporting Documentation

X12 Purpose: To specify information in response to a codified questionnaire document

X12 Set Notes: 1. FRM segment provides question numbers and responses for the questions on the medical necessity information form identified in LQ position 551.

X12 Syntax: 1. **R02030405**
At least one of FRM02, FRM03, FRM04 or FRM05 is required.

X12 Comments: 1. The FRM segment can only be used in the context of an identified questionnaire or list of questions. The source of the questions can be identified by an associated segment or by transaction set notes in a particular transaction.

Loop: 2440 — FORM IDENTIFICATION CODE

Segment Repeat: 99

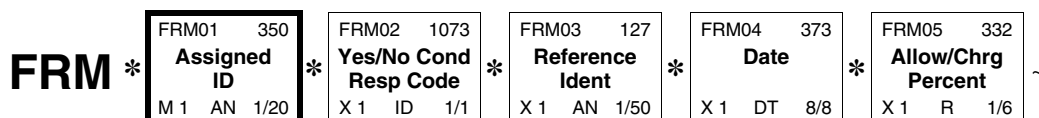
Usage: REQUIRED

TR3 Notes: 1. The LQ segment is used to identify the general (LQ01) and specific type (LQ02) for the form being reported in Loop ID-2440. The FRM segment is used to answer specific questions on the form identified in the LQ segment. FRM01 is used to indicate the question being answered. Answers can take one of 4 forms: FRM02 for Yes/No questions, FRM03 for text/uncodified answers, FRM04 for answers which use dates, and FRM05 for answers which are percents. For each FRM01 (question) use a remaining FRM element, choosing the element which has the most appropriate format. One FRM segment is used for each question/answer pair.

The example below shows how the FRM can be used to answer all the pertinent questions on DMERC form 0802 (LQ*UT*08.02~).

TR3 Example: FRM*1A**J0234~
FRM*1B**500~
FRM*1C**4~
FRM*4*Y~
FRM*5A**5~
FRM*5B**3~
FRM*8**Methodist Hospital~
FRM*9**Indianapolis~
FRM*10**IN~
FRM*11***19971101~
FRM*12*N~

DIAGRAM



ELEMENT DETAIL

USAGE	REF. DES.	DATA ELEMENT	NAME	ATTRIBUTES								
REQUIRED	FRM01	350	Assigned Identification Alphanumeric characters assigned for differentiation within a transaction set SEMANTIC: FRM01 is the question number on a questionnaire or codified form. IMPLEMENTATION NAME: Question Number/Letter	M 1 AN 1/20								
SITUATIONAL	FRM02	1073	Yes/No Condition or Response Code Code indicating a Yes or No condition or response SYNTAX: R02030405 SEMANTIC: FRM02, FRM03, FRM04 and FRM05 are responses which only have meaning in reference to the question identified in FRM01. SITUATIONAL RULE: <i>Required when the question identified in FRM01 uses a Yes or No response format. If not required by this implementation guide, do not send.</i> IMPLEMENTATION NAME: Question Response <table><tr><th>CODE</th><th>DEFINITION</th></tr><tr><td>N</td><td>No</td></tr><tr><td>W</td><td>Not Applicable</td></tr><tr><td>Y</td><td>Yes</td></tr></table>	CODE	DEFINITION	N	No	W	Not Applicable	Y	Yes	X 1 ID 1/1
CODE	DEFINITION											
N	No											
W	Not Applicable											
Y	Yes											
SITUATIONAL	FRM03	127	Reference Identification Reference information as defined for a particular Transaction Set or as specified by the Reference Identification Qualifier SYNTAX: R02030405 SITUATIONAL RULE: <i>Required when question identified in FRM01 uses a text or uncodified response format. If not required by this implementation guide, do not send.</i> IMPLEMENTATION NAME: Question Response	X 1 AN 1/50								
SITUATIONAL	FRM04	373	Date Date expressed as CCYYMMDD where CC represents the first two digits of the calendar year SYNTAX: R02030405 SITUATIONAL RULE: <i>Required when question identified in FRM01 uses a date response format. If not required by this implementation guide, do not send.</i> IMPLEMENTATION NAME: Question Response	X 1 DT 8/8								
SITUATIONAL	FRM05	332	Percent, Decimal Format Percent given in decimal format (e.g., 0.0 through 100.0 represents 0% through 100%) SYNTAX: R02030405 SITUATIONAL RULE: <i>Required when question identified in FRM01 uses a percent response format. If not required by this implementation guide, do not send.</i> IMPLEMENTATION NAME: Question Response	X 1 R 1/6								

SEGMENT DETAIL

SE - TRANSACTION SET TRAILER

X12 Segment Name: Transaction Set Trailer

X12 Purpose: To indicate the end of the transaction set and provide the count of the transmitted segments (including the beginning (ST) and ending (SE) segments)

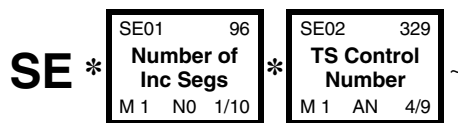
X12 Comments: 1. SE is the last segment of each transaction set.

Segment Repeat: 1

Usage: REQUIRED

TR3 Example: SE*1230*987654~

DIAGRAM



ELEMENT DETAIL

USAGE	REF. DES.	DATA ELEMENT	NAME	ATTRIBUTES
REQUIRED	SE01	96	Number of Included Segments Total number of segments included in a transaction set including ST and SE segments	M 1 NO 1/10
IMPLEMENTATION NAME: Transaction Segment Count				
REQUIRED	SE02	329	Transaction Set Control Number Identifying control number that must be unique within the transaction set functional group assigned by the originator for a transaction set	M 1 AN 4/9
The Transaction Set Control Number in ST02 and SE02 must be identical. The number must be unique within a specific interchange (ISA-IEA), but can repeat in other interchanges.				

3 Examples

- Please visit <http://www.wpc-edi.com/837> for additional or corrected examples.

3.1 Professional

3.1.1 Example 1 - Commercial Health Insurance

Patient is a different person than the Subscriber. Payer is commercial health insurance company.

SUBSCRIBER: Jane Smith

PATIENT ADDRESS: 236 N. Main St., Miami, FL, 33413

TELEPHONE NUMBER: 305-555-1111

SEX: F

DOB: 05/01/43

EMPLOYER: ACME Inc.

GROUP #: 2222-SJ

KEY INSURANCE COMPANY ID #: JS00111223333

PATIENT: Ted Smith

PATIENT ADDRESS: 236 N. Main St., Miami, FL, 33413

TELEPHONE NUMBER: 305-555-1111

SEX: M

DOB: 05/01/73

KEY INSURANCE COMPANY ID #: JS01111223333

DESTINATION PAYER: Key Insurance Company

PAYER ADDRESS: 3333 Ocean St. South Miami, FL 33000

PAYER ID: 999996666

SUBMITTER: Premier Billing Service

EDI#: TGJ23

CONTACT PERSON AND PHONE NUMBER: JERRY, 305-555-2222 ext. 231

RECEIVER: Key Insurance Company

EDI #: 66783JJT

BILLING PROVIDER: Dr. Ben Kildare,
ADDRESS: 234 Seaway St, Miami, FL, 33111
NPI: 9876543210
TIN: 587654321
KEY INSURANCE COMPANY PROVIDER ID #: KA6663
Taxonomy Code: 203BF0100Y

PAY-TO PROVIDER: Kildare Associates,
PROVIDER ADDRESS: 2345 Ocean Blvd, Miami, FL 33111

RENDERING PROVIDER: Dr. Ben Kildare

PATIENT ACCOUNT NUMBER: 2-646-3774
CASE: Patient has sore throat.

INITIAL VISIT: DOS=10/03/06. POS=Office
SERVICES: Office visit, intermediate service, established patient, throat culture.
CHARGES: Office first visit = \$40.00, Lab test for strep = \$15.00

FOLLOW-UP VISIT: DOS=10/10/06 POS=Office
Antibiotics didn't work (pain continues).
SERVICES: Office visit, intermediate service, established patient, mono screening.
CHARGES: Follow-up visit = \$35.00, lab test for mono = \$10.00.

TOTAL CHARGES: \$100.00.

ELECTRONIC ROUTE: Billing provider (sender), to VAN to Key Insurance Company (receiver). VAN claim identification number = 17312345600006351.

SEG#	LOOP SEGMENT/ELEMENT STRING
1	HEADER ST TRANSACTION SET HEADER ST*837*0021*005010X222A2~
2	BHT BEGINNING OF HIERARCHICAL TRANSACTION BHT*0019*00*244579*20061015*1023*CH~
3	1000A SUBMITTER NM1 SUBMITTER NAME NM1*41*2*PREMIER BILLING SERVICE*****46*TGJ23~

SEG#	LOOP SEGMENT/ELEMENT STRING
4	PER SUBMITTER EDI CONTACT INFORMATION PER*IC*JERRY*TE*3055552222*EX*231~
5	1000B RECEIVER NM1 RECEIVER NAME NM1*40*2*KEY INSURANCE COMPANY*****46*66783JJT~
6	2000A BILLING PROVIDER HL LOOP HL - BILLING PROVIDER HL*1**20*1~
7	PRV BILLING PROVIDER SPECIALTY INFORMATION PRV*BI*PXC*203BF0100Y~
8	2010AA BILLING PROVIDER NM1 BILLING PROVIDER NAME NM1*85*2*BEN KILDARE SERVICE*****XX*9876543210~
9	N3 BILLING PROVIDER ADDRESS N3*234 SEAWAY ST~
10	N4 BILLING PROVIDER LOCATION N4*MIAMI*FL*33111~
11	REF - BILLING PROVIDER TAX IDENTIFICATION REF*EI*587654321~
12	2010AB PAY-TO PROVIDER NM1 PAY-TO PROVIDER NAME NM1*87*2~
13	N3 PAY-TO PROVIDER ADDRESS N3*2345 OCEAN BLVD~
14	N4 PAY-TO PROVIDER CITY N4*MAIMI*FL*33111~
15	2000B SUBSCRIBER HL LOOP HL - SUBSCRIBER HL*2*1*22*1~

SEG#	LOOP SEGMENT/ELEMENT STRING
16	SBR SUBSCRIBER INFORMATION SBR*P**2222-SJ*****CI~
17	2010BA SUBSCRIBER NM1 SUBSCRIBER NAME NM1*IL*1*SMITH*JANE*****MI*JS00111223333~
18	DMG SUBSCRIBER DEMOGRAPHIC INFORMATION DMG*D8*19430501*F~
19	2010BB PAYER NM1 PAYER NAME NM1*PR*2*KEY INSURANCE COMPANY*****PI*999996666~
20	REF BILLING PROVIDER SECONDARY IDENTIFICATION REF*G2*KA6663~
21	2000C PATIENT HL LOOP HL - PATIENT HL*3*2*23*0~
22	PAT PATIENT INFORMATION PAT*19~
23	2010CA PATIENT NM1 PATIENT NAME NM1*QC*1*SMITH*TED~
24	N3 PATIENT ADDRESS N3*236 N MAIN ST~
25	N4 PATIENT CITY/STATE/ZIP N4*MIAMI*FL*33413~
26	DMG PATIENT DEMOGRAPHIC INFORMATION DMG*D8*19730501*M~
27	2300 CLAIM CLM CLAIM LEVEL INFORMATION CLM*26463774*100***11:B:1*Y*A*Y*I~

SEG#	LOOP SEGMENT/ELEMENT STRING
28	REF CLAIM IDENTIFICATION NUMBER FOR CLEARING HOUSES (Added by C.H.) REF*D9*17312345600006351~
29	HI HEALTH CARE DIAGNOSIS CODES HI*BK:0340*BF:V7389~
30	2400 SERVICE LINE LX SERVICE LINE COUNTER LX*1~
31	SV1 PROFESSIONAL SERVICE SV1*HC:99213*40*UN*1***1~
32	DTP DATE - SERVICE DATE(S) DTP*472*D8*20061003~
33	2400 SERVICE LINE LX SERVICE LINE COUNTER LX*2~
34	SV1 PROFESSIONAL SERVICE SV1*HC:87070*15*UN*1***1~
35	DTP DATE - SERVICE DATE(S) DTP*472*D8*20061003~
36	2400 SERVICE LINE LX SERVICE LINE COUNTER LX*3~
37	SV1 PROFESSIONAL SERVICE SV1*HC:99214*35*UN*1***2~
38	DTP DATE - SERVICE DATE(S) DTP*472*D8*20061010~
39	2400 SERVICE LINE LX SERVICE LINE COUNTER LX*4~

SEG#	LOOP SEGMENT/ELEMENT STRING
40	SV1 PROFESSIONAL SERVICE SV1*HC:86663*10*UN*1***2~
41	DTP DATE - SERVICE DATE(S) DTP*472*D8*20061010~
42	TRAILER SE TRANSACTION SET TRAILER SE*42*0021~

Complete Data String:

ST*837*0021*005010X222A2~BHT*0019*00*244579*20061015*1023*CH
~NM1*41*2*PREMIER BILLING SERVICE*****46*TGJ23~PER*IC*JERRY*
TE*3055552222*EX*231~NM1*40*2*KEY INSURANCE COMPANY*****46*6
6783JJT~HL*1**20*1~PRV*BI*PXC*203BF0100Y~NM1*85*2*BEN KILDAR
E SERVICE*****XX*9876543210~N3*234 SEAWAY ST~N4*MIAMI*FL*331
11~REF*EI*587654321~NM1*87*2~N3*2345 OCEAN BLVD~N4*MAIMI*FL*
33111~HL*2*1*22*1~SBR*P**2222~SJ*****CI~NM1*IL*1*SMITH*JANE
****MI*JS00111223333~DMG*D8*19430501*F~NM1*PR*2*KEY INSURANC
E COMPANY*****PI*999996666~REF*G2*KA6663~HL*3*2*23*0~PAT*19~
NM1*QC*1*SMITH*TED~N3*236 N MAIN ST~N4*MIAMI*FL*33413~DMG*D8
*19730501*M~CLM*26463774*100***11:B:1*Y*A*Y*I~REF*D9*1731234
5600006351~HI*BK:0340*BF:V7389~LX*1~SV1*HC:99213*40*UN*1***1
~DTP*472*D8*20061003~LX*2~SV1*HC:87070*15*UN*1***1~DTP*472*D
8*20061003~LX*3~SV1*HC:99214*35*UN*1***2~DTP*472*D8*20061010
~LX*4~SV1*HC:86663*10*UN*1***2~DTP*472*D8*20061010~SE*42*002
1~

3.1.2 Example 2 - Encounter

Patient is the same person as the Subscriber. Payer is an HMO. Encounter is transmitted through a clearinghouse. Submitter is the billing provider, receiver is a payer.

SUBSCRIBER/PATIENT: Ted Smith

ADDRESS: 236 N. Main St., Miami, FL, 33413,

TELEPHONE NUMBER: 305-555-1111

SEX: M

DOB: 05/01/43

EMPLOYER: ACME Inc.

GROUP #: 12312-A
PAYER ID NUMBER: SSN
SSN: 000-22-1111

DESTINATION PAYER: Alliance Health and Life Insurance Company (AHLIC),
PAYER ADDRESS: 2345 West Grand Blvd, Detroit, MI 48202. ,
AHLIC #: 741234

SUBMITTER: Premier Billing Service
EDI#: TGJ23
CONTACT PERSON AND PHONE NUMBER: JERRY, 305-555-2222 ext. 231

RECEIVER: Alliance Health and Life Insurance Company (AHLIC),
EDI #: 66783JJT

BILLING PROVIDER: Dr. Ben Kildare,
ADDRESS: 234 Seaway St, Miami, FL, 33111
NPI: 9876543210
TIN: 587654321
Taxonomy Code: 203BF0100Y

PAY-TO PROVIDER: Kildare Associates,
PROVIDER ADDRESS: 2345 Ocean Blvd, Miami, FL 33111

RENDERING PROVIDER: Dr. Ben Kildare/Family Practitioner

PATIENT ACCOUNT NUMBER: 2-646-2967
CASE: Patient has sore throat.

INITIAL VISIT: DOS=10/03/06. POS=Office
SERVICES: Office visit, intermediate service, established patient, throat culture.
CHARGES: Office first visit = \$40.00, Lab test for strep = \$15.00

FOLLOW-UP VISIT: DOS=10/10/06 POS=Office
Antibiotics didn't work (pain continues).
SERVICES: Office visit, intermediate service, established patient, mono screening.
CHARGES: Follow-up visit = \$35.00, lab test for mono = \$10.00.

TOTAL CHARGES: \$100.00.

ELECTRONIC ROUTE: Billing provider (sender) to Clearinghouse to Alliance Health and Life Insurance Company (AHLIC);

Clearinghouse claim identification number = 17312345600006351.

SEG#	LOOP SEGMENT/ELEMENT STRING
1	HEADER ST TRANSACTION SET HEADER ST*837*0021*005010X222A2~
2	BHT BEGINNING OF HIERARCHICAL TRANSACTION BHT*0019*00*0123*20061015*1023*RP~
3	1000A SUBMITTER NM1 SUBMITTER NAME NM1*41*2*PREMIER BILLING SERVICE*****46*TGJ23~
4	PER SUBMITTER EDI CONTACT INFORMATION PER*IC*JERRY*TE*3055552222*EX*231~
5	1000B RECEIVER NM1 RECEIVER NAME NM1*40*2* AHLIC*****46*66783JJT~
6	2000A BILLING PROVIDER HL LOOP HL - BILLING PROVIDER HL*1**20*1~
7	PRV BILLING PROVIDER SPECIALTY INFORMATION PRV*BI*PXC*203BF0100Y~
8	2010AA BILLING PROVIDER NM1 BILLING PROVIDER NAME NM1*85*2*BEN KILDARE SERVICE*****XX*9876543210~
9	N3 BILLING PROVIDER ADDRESS N3*234 SEAWAY ST~
10	N4 BILLING PROVIDER LOCATION N4*MIAMI*FL*33111~
11	REF - BILLING PROVIDER TAX IDENTIFICATION REF*EI*587654321~

SEG#	LOOP SEGMENT/ELEMENT STRING
12	2010AB PAY-TO PROVIDER NM1 PAY-TO PROVIDER NAME NM1*87*2~
13	N3 PAY-TO PROVIDER ADDRESS N3*2345 OCEAN BLVD~
14	N4 PAY-TO PROVIDER CITY N4*MIAMI*FL*33111~
15	2000B SUBSCRIBER HL LOOP HL - SUBSCRIBER HL*2*1*22*0~
16	SBR SUBSCRIBER INFORMATION SBR*P*18*12312-A*****HM~
17	2010BA SUBSCRIBER NM1 SUBSCRIBER NAME NM1*IL*1*SMITH*TED*****MI*000221111~
18	N3 SUBSCRIBER ADDRESS N3*236 N MAIN ST~
19	N4 SUBSCRIBER CITY N4*MIAMI*FL*33413~
20	DMG SUBSCRIBER DEMOGRAPHIC INFORMATION DMG*D8*19430501*M~
21	2010BB SUBSCRIBER/PAYER NM1 PAYER NAME NM1*PR*2*ALLIANCE HEALTH AND LIFE INSURANCE*****PI*741234~
22	2300 CLAIM CLM CLAIM LEVEL INFORMATION CLM*26462967*100***11:B:1*Y*A*Y*I~
23	DTP DATE OF ONSET DTP*431*D8*19981003~

SEG#	LOOP SEGMENT/ELEMENT STRING
24	REF CLEARING HOUSE CLAIM NUMBER (Added by CH) REF*D9*17312345600006351~
25	HI HEALTH CARE DIAGNOSIS CODES HI*BK:0340*BF:V7389~
26	2310D SERVICE LOCATION NM1 SERVICE FACILITY LOCATION NM1*77*2*KILDARE ASSOCIATES*****XX*5812345679~
27	N3 SERVICE FACILITY ADDRESS N3*2345 OCEAN BLVD~
28	N4 SERVICE FACILITY CITY/STATE/ZIP N4*MIAMI*FL*33111~
29	2400 SERVICE LINE LX SERVICE LINE COUNTER LX*1~
30	SV1 PROFESSIONAL SERVICE SV1*HC:99213*40*UN*1***1~
31	DTP DATE - SERVICE DATE(S) DTP*472*D8*20061003~
32	2400 SERVICE LINE LX SERVICE LINE COUNTER LX*2~
33	SV1 PROFESSIONAL SERVICE SV1*HC:87072*15*UN*1***1~
34	DTP DATE - SERVICE DATE(S) DTP*472*D8*20061003~
35	2400 SERVICE LINE LX SERVICE LINE COUNTER LX*3~

SEG#	LOOP SEGMENT/ELEMENT STRING
36	SV1 PROFESSIONAL SERVICE SV1*HC:99214*35*UN*1***2~
37	DTP DATE - SERVICE DATE(S) DTP*472*D8*20061010~
38	2400 SERVICE LINE LX SERVICE LINE COUNTER LX*4~
39	SV1 PROFESSIONAL SERVICE SV1*HC:86663*10*UN*1***2~
40	DTP DATE - SERVICE DATE(S) DTP*472*D8*20061010~
41	TRAILER SE TRANSACTION SET TRAILER SE*41*0021~

Complete Data String:

ST*837*0021*005010X222A2~BHT*0019*00*0123*20061015*1023*RP~N
M1*41*2*PREMIER BILLING SERVICE*****46*TGJ23~PER*IC*JERRY*TE
*3055552222*EX*231~NM1*40*2*AHLIC*****46*66783JJT~HL*1**20*1
~PRV*BI*PXC*203BF0100Y~NM1*85*2*BEN KILDARE SERVICE*****XX*9
876543210~N3*234 SEAWAY ST~N4*MIAMI*FL*33111~REF*EI*58765432
1~NM1*87*2~N3*2345 OCEAN BLVD~N4*MIAMI*FL*33111~HL*2*1*22*0~
SBR*P*18*12312-A*****HM~NM1*IL*1*SMITH*TED*****MI*00221111~N
3*236 N MAIN ST~N4*MIAMI*FL*33413~DMG*D8*19430501*M~NM1*PR*2
*ALLIANCE HEALTH AND LIFE INSURANCE*****PI*741234~CLM*264629
67*100***11:B:1*Y*A*Y*I~DTP*431*D8*19981003~REF*D9*173123456
00006351~HI*BK:0340*BF:V7389~NM1*77*2*KILDARE ASSOCIATES****
*XX*5812345679~N3*2345 OCEAN BLVD~N4*MIAMI*FL*33111~LX*1~SV1
*HC:99213*40*UN*1***1~DTP*472*D8*20061003~LX*2~SV1*HC:87072*
15*UN*1***1~DTP*472*D8*20061003~LX*3~SV1*HC:99214*35*UN*1***
2~DTP*472*D8*20061010~LX*4~SV1*HC:86663*10*UN*1***2~DTP*472*
D8*20061010~SE*41*0021~

3.1.3 Example 3 - Coordination of benefits (COB)

Coordination of benefits; patient is not the subscriber; payers are commercial health insurance companies. Patient and subscriber have same primary policy number. Claim submitted to primary insurer with information pertaining to the secondary payer.

SUBSCRIBER FOR PAYER A: Jane Smith
ADDRESS: 236 N. Main St., Miami, FL 33413
TELEPHONE NUMBER: 305-555-1111
SEX: F
DOB: 05/01/43
EMPLOYER: Acme, Inc.
PAYER A ID NUMBER: JS00111223333
SSN: 111-22-3333

SUBSCRIBER FOR PAYER B: Jack Smith
ADDRESS: 236 N. Main St., Miami, FL 33413
TELEPHONE NUMBER: 305-555-1111
SEX: M
DOB: 10/22/43
EMPLOYER: Telecom of Florida
PAYER B ID NUMBER: T55TY666
SSN: 222-33-4444

PATIENT: Ted Smith
ADDRESS: 236 N. Main St., Miami, FL 33413
TELEPHONE NUMBER: 305-555-1111
SEX: M
DOB: 05/01/73
PAYER A ID NUMBER: JS01111223333
PAYER B ID NUMBER: T55TY666-01
SSN: 000-22-1111

DESTINATION PAYER A: Key Insurance Company
PAYER A ADDRESS: 3333 Ocean St., South Miami, FL, 33000
PAYER A ID NUMBER: (TIN) 999996666

RECEIVER FOR PAYER A: XYZ REPRICER
EDI #: 66783JJT

RECEIVER: Alliance Health and Life Insurance Company (AHLIC),

EDI #: 66783JJT

DESTINATION PAYER B (RECEIVER): Great Prairies Health
PAYER B ADDRESS: 4456 South Shore Blvd., Chicago, IL 44444
PAYER B ID NUMBER: 567890
EDI #: 567890

BILLING PROVIDER/SENDER: Dr. Ben Kildare
ADDRESS: 234 Seaway St, Miami, FL, 33111
PAYER A ID NUMBER: KA6663
PAYER B ID NUMBER: 88877
TIN: 999996666
EDI # FOR RECEIVER A: TGJ23
EDI # FOR PAYER B: 12EEER000TY

PAY-TO PROVIDER: Kildare Associates,
ADDRESS: 2345 Ocean Blvd, Miami, FL 33111
PAYER A ID NUMBER: 99878ABA
PAYER B ID NUMBER: EX7777
TIN: 581234567

RENDERING PROVIDER: Dr. Ben Kildare
PAYER A ID NUMBER: KA6663
PAYER B ID NUMBER: 88877
TIN: 999996666

PATIENT ACCOUNT NUMBER: 26407789

CASE: Patient came to office for routine hyperlipidemia check. DOS=10/03/05,
POS=Office; Patient also complained of hay fever and heart burn.
SERVICES RENDERED: Patient received injection for hyperlipidemia and hay fever.
CHARGES: Patient was charged for office visit (\$43.00), and two injections (\$15.00 and \$21.04).

ELECTRONIC PATH: The billing provider (sender) transmits the claim to Payer A (receiver) (Example 3.A) who adjudicates the claim. Payer A transmits back an 835 to the billing provider. The billing provider then submits a second claim to Payer B (receiver) (Example 3.B).

3.1.3.1 Example 3.A -- Claim from Billing Provider to Payer A

SEG#	LOOP SEGMENT/ELEMENT STRING
1	HEADER ST TRANSACTION SET HEADER ST*837*0021*005010X222A2~
2	BHT BEGINNING OF HIERARCHICAL TRANSACTION BHT*0019*00*0123*20051015*1023*CH~
3	1000A SUBMITTER NM1 SUBMITTER NAME NM1*41*2*PREMIER BILLING SERVICE*****46*TGJ23~
4	PER SUBMITTER EDI CONTACT INFORMATION PER*IC*JERRY*TE*3055552222~
5	1000B RECEIVER NM1 RECEIVER NAME NM1*40*2*XYZ REPRICER*****46*66783JJT~
6	2000A BILLING PROVIDER HL LOOP HL - BILLING PROVIDER HL*1**20*1~
7	2010AA BILLING PROVIDER NM1 BILLING PROVIDER NAME NM1*85*1*KILDARE*BEN*****XX*1999996666~
8	N3 BILLING PROVIDER ADDRESS N3*1234 SEAWAY ST~
9	N4 BILLING PROVIDER CITY/STATE/ZIP N4*MIAMI*FL*33111~
10	REF - BILLING PROVIDER TAX IDENTIFICATION REF*EI*123456789~
11	PER BILLING PROVIDER CONTACT INFORMATION PER*IC*CONNIE*TE*3055551234~

SEG#	LOOP SEGMENT/ELEMENT STRING
12	2010AB PAY-TO PROVIDER NM1 PAY-TO PROVIDER NAME NM1*87*2~
13	N3 PAY-TO PROVIDER ADDRESS N3*2345 OCEAN BLVD~
14	N4 PAY-TO PROVIDER CITY/STATE/ZIP N4*MIAMI*FL*33111~
15	2000B SUBSCRIBER HL LOOP HL - SUBSCRIBER HL*2*1*22*1~
16	SBR SUBSCRIBER INFORMATION SBR*P*****CI~
17	2010BA SUBSCRIBER NM1 SUBSCRIBER NAME NM1*IL*1*SMITH*JANE****MI*11122333~
18	DMG SUBSCRIBER DEMOGRAPHIC INFORMATION DMG*D8*19430501*F~
19	2010BB PAYER NM1 PAYER NAME NM1*PR*2*KEY INSURANCE COMPANY*****PI*999996666~
20	N3 PAYER ADDRESS N3*3333 OCEAN ST~
21	N4 PAYER CITY/STATE/ZIP N4*SOUTH MIAMI*FL*33000~
22	REF BILLING PROVIDER SECONDARY IDENTIFICATION REF*G2*PBS3334~
23	2000C PATIENT HL LOOP HL - PATIENT HL*3*2*23*0~

SEG#	LOOP SEGMENT/ELEMENT STRING
24	PAT PATIENT INFORMATION PAT*19~
25	2010CA PATIENT NM1 PATIENT NAME NM1*QC*1*SMITH*TED~
26	N3 PATIENT ADDRESS N3*236 N MAIN ST~
27	N4 PATIENT CITY/STATE/ZIP N4*MIAMI*FL*33413~
28	DMG PATIENT DEMOGRAPHIC INFORMATION DMG*D8*19730501*M~
29	2300 CLAIM CLM CLAIM LEVEL INFORMATION CLM*26407789*79.04***11:B:1*Y*A*Y*I*P~
30	HI HEALTH CARE DIAGNOSIS CODES HI*BK:4779*BF:2724*BF:2780*BF:53081~
31	2310B RENDERING PROVIDER NM1 RENDERING PROVIDER NAME NM1*82*1*KILDARE*BEN****XX*1999996666~
32	PRV RENDERING PROVIDER INFORMATION PRV*PE*PXC*204C00000X~
33	REF RENDERING PROVIDER SECONDARY IDENTIFICATION REF*G2*KA6663~
34	2310D SERVICE FACILITY LOCATION NM1 SERVICE FACILITY LOCATION NM1*77*2*KILDARE ASSOCIATES*****XX*1581234567~
35	N3 SERVICE FACILITY ADDRESS N3*2345 OCEAN BLVD~

SEG#	LOOP SEGMENT/ELEMENT STRING
36	N4 SERVICE FACILITY CITY/STATE/ZIP N4*MIAMI*FL*33111~
37	2320 OTHER SUBSCRIBER INFORMATION SBR OTHER SUBSCRIBER INFORMATION SBR*S*01*****CI~
38	DMG SUBSCRIBER DEMOGRAPHIC INFORMATION DMG*D8*19430501*F~
39	OI OTHER INSURANCE COVERAGE INFORMATION OI***Y*P**Y~
40	2330A OTHER SUBSCRIBER NAME NM1 OTHER SUBSCRIBER NAME NM1*IL*1*SMITH*JACK****MI*T55TY666~
41	N3 OTHER SUBSCIBER ADDRESS N3*236 N MAIN ST~
42	N4 OTHER SUBSCIBER CITY N4*MIAMI*FL*33111~
43	2330B OTHER SUBSCRIBER/PAYER NM1 OTHER PAYER NAME NM1*PR*2*KEY INSURANCE COMPANY*****PI*999996666~
44	2400 SERVICE LINE LX SERVICE LINE COUNTER LX*1~
45	SV1 PROFESSIONAL SERVICE SV1*HC:99213*43*UN*1***1:2:3:4~
46	DTP DATE - SERVICE DATE(S) DTP*472*D8*20051003~
47	2400 SERVICE LINE LX SERVICE LINE COUNTER LX*2~

SEG#	LOOP SEGMENT/ELEMENT STRING
48	SV1 PROFESSIONAL SERVICE SV1*HC:90782*15*UN*1***1:2~
49	DTP DATE - SERVICE DATE(S) DTP*472*D8*20051003~
50	2400 SERVICE LINE LX SERVICE LINE COUNTER LX*3~
51	SV1 PROFESSIONAL SERVICE SV1*HC:J3301*21.04*UN*1***1:2~
52	DTP DATE - SERVICE DATE(S) DTP*472*D8*20051003~
53	TRAILER SE TRANSACTION SET TRAILER SE*53*0021~

Complete Data String For Example 3.A:

ST*837*0021*005010X222A2~BHT*0019*00*0123*20051015*1023*CH~N
M1*41*2*PREMIER BILLING SERVICE*****46*TGJ23~PER*IC*JERRY*TE
*3055552222~NM1*40*2*XYZ REPRICER*****46*66783JJT~HL*1**20*1
~NM1*85*1*KILDARE*BEN*****XX*1999996666~N3*1234 SEAWAY ST~N4*
MIAMI*FL*33111~REF*EI*123456789~PER*IC*CONNIE*TE*3055551234~
NM1*87*2~N3*2345 OCEAN BLVD~N4*MIAMI*FL*33111~HL*2*1*22*1~SB
R*P*****CI~NM1*IL*1*SMITH*JANE*****MI*111223333~DMG*D8*1943
0501*F~NM1*PR*2*KEY INSURANCE COMPANY*****PI*999996666~N3*33
33 OCEAN ST~N4*SOUTH MIAMI*FL*33000~REF*G2*PBS3334~HL*3*2*23
*0~PAT*19~NM1*QC*1*SMITH*TED~N3*236 N MAIN ST~N4*MIAMI*FL*33
413~DMG*D8*19730501*M~CLM*26407789*79.04***11:B:1*Y*A*Y*I*P~
HI*BK:4779*BF:2724*BF:2780*BF:53081~NM1*82*1*KILDARE*BEN*****
XX*1999996666~PRV*PE*PXC*204C00000X~REF*G2*KA6663~NM1*77*2*K
ILDARE ASSOCIATES*****XX*1581234567~N3*2345 OCEAN BLVD~N4*MI
AMI*FL*33111~SBR*S*01*****CI~DMG*D8*19430501*F~OI***Y*P*Y
~NM1*IL*1*SMITH*JACK*****MI*T55TY666~N3*236 N MAIN ST~N4*MIAM
I*FL*33111~NM1*PR*2*KEY INSURANCE COMPANY*****PI*999996666~L
X*1~SV1*HC:99213*43*UN*1***1:2:3:4~DTP*472*D8*20051003~LX*2~

SV1*HC:90782*15*UN*1***1:2~DTP*472*D8*20051003~LX*3~SV1*HC:J
3301*21.04*UN*1***1:2~DTP*472*D8*20051003~SE*53*0021~

Payer A returned an electronic remittance advice (835) to the Billing Provider with the following amounts and Claim Adjustment Reason Codes:

SUBMITTED CHARGES (CLP03): 79.04

AMOUNT PAID (CLP04): 39.15

PATIENT RESPONSIBILITY (CLP05): 36.89

The CAS at the Claim level was:

CAS*PR*1*21.89**2*15~ (INDICATES A \$15.00 CO-INSURANCE PAYMENT AND \$21.89 DEDUCTIBLE PAYMENT IS DUE FROM PATIENT).

In addition, Payer A adjusted the office visit charges to \$40.00 by Contractual Agreement.

The CAS on line 1 was: CAS*CO*42*3~. Because the other lines did not have adjustments, there are no CAS segments for those lines.

See the Introduction for a discussion on cross walking 835s to 837s.

3.1.3.2 Example 3.B -- Claim from Billing Provider to Payer B

SEG#	LOOP SEGMENT/ELEMENT STRING
1	HEADER ST TRANSACTION SET HEADER ST*837*1234*005010X222A2~
2	BHT BEGINNING OF HIERARCHICAL TRANSACTION BHT*0019*00*0123*20051015*1023*CH~
3	1000A SUBMITTER NM1 SUBMITTER NM1*41*2*PREMIER BILLING SERVICE*****46*12EEER000TY~
4	PER SUBMITTER EDI CONTACT INFORMATION PER*IC*JERRY*TE*3055552222~
5	1000B RECEIVER NM1 RECEIVER NM1*40*2*GREAT PRARIES HEALTH*****46*567890~
6	2000A BILLING PROVIDER HL LOOP HL - BILLING PROVIDER HL*1**20*1~

SEG#	LOOP SEGMENT/ELEMENT STRING
7	2010AA BILLING PROVIDER NM1 BILLING PROVIDER NM1*85*1*KILDARE*BEN****XX*1999996666~
8	N3 BILLING PROVIDER ADDRESS N3*1234 SEAWAY ST~
9	N4 BILLING PROVIDER CITY N4*MIAMI*FL*33111~
10	REF - BILLING PROVIDER TAX ID REF*EI*123456789~
11	PER BILLING CONTACT INFORMATION PER*IC*CONNIE*TE*3055551234~
12	2010AB PAY-TO PROVIDER NM1 PAY-TO PROVIDER NAME NM1*87*2~
13	N3 PAY-TO PROVIDER ADDRESS N3*2345 OCEAN BLVD~
14	N4 PAY-TO PROVIDER CITY N4*MIAMI*FL*33111~
15	2000B SUBSCRIBER HL LOOP HL - SUBSCRIBER HL*2*1*22*1~
16	SBR SUBSCRIBER INFORMATION SBR*S*****CI~
17	2010BA SUBSCRIBER NM1 SUBSCRIBER NAME NM1*IL*1*SMITH*JACK****MI*222334444~
18	DMG SUBSCRIBER DEMOGRAPHIC INFORMATION DMG*D8*19431022*M~

SEG#	LOOP SEGMENT/ELEMENT STRING
19	2010BB PAYER NM1 PAYER NAME NM1*PR*2*GREAT PRAIRIES HEALTH*****PI*567890~
20	N3 PAYER ADDRESS N3*4456 SOUTH SHORE BLVD~
21	N4 PAYER CITY/STATE/ZIP CODE N4*CHICAGO*IL*44444~
22	REF BILLING PROVIDER SECONDARY IDENTIFICATION REF*G2*567890~
23	2000C PATIENT HL LOOP HL - PATIENT HL*3*2*23*0~
24	PAT PATIENT INFORMATION PAT*19~
25	2010CA PATIENT NM1 PATIENT NAME NM1*QC*1*SMITH*TED~
26	N3 PATIENT ADDRESS N3*236 N MAIN ST~
27	N4 PATIENT CITY N4*MIAMI*FL*33413~
28	DMG PATIENT DEMOGRAPHIC INFORMATION DMG*D8*19730501*M~
29	2300 CLAIM CLM CLAIM LEVEL INFORMATION CLM*26407789*79.04***11:B:1*Y*A*Y*I~
30	HI HEALTH CARE DIAGNOSIS CODES HI*BK:4779*BF:2724*BF:2780*BF:53081~

SEG#	LOOP SEGMENT/ELEMENT STRING
31	2310B RENDERING PROVIDER NM1 RENDERING PROVIDER NAME NM1*82*1*KILDARE*BEN*****XX*1999996666~
32	PRV RENDERING PROVIDER INFORMATION PRV*PE*PXC*204C00000X~
33	REF RENDERING PROVIDER SECONDARY IDENTIFICATION REF*G2*88877~
34	2310D SERVICE FACILITY LOCATION NM1 SERVICE FACILITY LOCATION NM1*77*2*KILDARE ASSOCIATES*****XX*1581234567~
35	N3 SERVICE FACILITY ADDRESS N3*2345 OCEAN BLVD~
36	N4 SERVICE FACILITY CITY/STATE/ZIP N4*MIAMI*FL*33111~
37	2320 OTHER SUBSCRIBER INFORMATION SBR OTHER SUBSCRIBER INFORMATION SBR*P*01*****CI~
38	CAS CLAIM LEVEL ADJUSTMENTS AND AMOUNTS CAS*PR*1*21.89**2*15~
39	AMT COORDINATION OF BENEFITS - PAYOR PAID AMOUNT AMT*D*39.15~
40	AMT COORDINATION OF BENEFITS – PATIENT RESPONSIBILITY AMT*EAF*36.89~
41	DMG SUBSCRIBER DEMOGRAPHIC INFORMATION DMG*D8*19430501*F~
42	OI OTHER INSURANCE COVERAGE INFORMATION OI***Y*P**Y~

SEG#	LOOP SEGMENT/ELEMENT STRING
43	2330A OTHER SUBSCRIBER NAME NM1 OTHER SUBSCRIBER NAME NM1*IL*1*SMITH*JANE*****MI*JS00111223333~
44	N3 OTHER SUBSCRIBER ADDRESS N3*236 N MAIN ST~
45	N4 OTHER SUBSCRIBER CITY N4*MIAMI*FL*33111~
46	2330B OTHER SUBSCRIBER/PAYER NM1 OTHER PAYER NAME NM1*PR*2*KEY INSURANCE COMPANY*****PI*999996666~
47	2400 SERVICE LINE LX*1~
48	SV1 PROFESSIONAL SERVICE SV1*HC:99213*43*UN*1***1:2:3:4~
49	DTP DATE - SERVICE DATE(S) DTP*472*D8*20051003~
50	2430 LINE ADJUDICATION INFORMATION SVD*999996666*40*HC:99213**1~
51	CAS LINE ADJUSTMENT CAS*CO*42*3~
52	DTP LINE ADJUDICATION DATE DTP*573*D8*20051015~
53	2400 SERVICE LINE LX SERVICE LINE COUNTER LX*2~
54	SV1 PROFESSIONAL SERVICE SV1*HC:90782*15*UN*1***1:2~
55	DTP DATE - SERVICE DATE(S) DTP*472*D8*20051003~

SEG#	LOOP SEGMENT/ELEMENT STRING
56	2430 LINE ADJUDICATION INFORMATION SVD*999996666*15*HC:90782**1~
57	DTP LINE ADJUDICATION DATE DTP*573*D8*20051015~
58	2400 SERVICE LINE LX SERVICE LINE COUNTER LX*3~
59	SV1 PROFESSIONAL SERVICE SSV1*HC:J3301*21.04*UN*1***1:2~
60	DTP DATE - SERVICE DATE(S) DTP*472*D8*20051003~
61	2430 LINE ADJUDICATION INFORMATION SVD*999996666*21.04*HC:J3301**1~
62	DTP LINE ADJUDICATION DATE DTP*573*D8*20051015~
63	TRAILER SE TRANSACTION SET TRAILER SE*63*1234~

Complete Data String For Example 3.B:

ST*837*1234*005010X222A2~BHT*0019*00*0123*20051015*1023*CH~N
M1*41*2*PREMIER BILLING SERVICE*****46*12EEEE 000TY~PER*IC*J
ERRY*TE*3055552222~NM1*40*2*GREAT PRAIRIES HEALTH*****46*567
890~HL*1**20*1~NM1*85*1*KILDARE*BEN****XX*1999996666~N3*1234
SEAWAY ST~N4*MIAMI*FL*33111~REF*EI*123456789~ PER*IC*CONNIE
*TE*3055551234~NM1*87*2~N3*2345*OCEAN BLVD~N4*MIAMI*FL*3111~
REF*G2*EX7777~HL*2*1*22*1~ SBR*S*****CI~NM1*IL*1*SMITH*JA
CK****MI*222334444~DMG*D8*19431022*M~NM1*PR*2*GREAT PRAIRIES
HEALTH*****PI*567890~N3*4456 SOUTH SHORE BLVD~N4*CHICAGO*IL
*44444~REF*G2*567890~HL*3*2*23*0~PAT*19~NM1*QC*1*SMITH*TED~N
3*236 N MAIN ST~N4*MIAMI*FL*33413~DMG*D8*19730501*M~CLM*2640
7789*79.04***11:B:1*Y*A*Y*I~HI*BK:4779*BF:2724*BF:2780*BF:53
081~NM1*82*1*KILDARE*BEN****XX*1999996666~PRV*PE*PXC*204C000

00X~REF*G2*88877~NM1*77*2*KILDARE ASSOCIATES*****XX*15812345
67~N3*2345 OCEAN BLVD~N4*MIAMI*FL*33111~SBR*P*01*****CI~CA
S*PR*1*21.89**2*15~AMT*D*39.15~AMT*EAF*36.89~DMG*D8*19430501
*F~OI***Y*P**Y~NM1*IL*1*SMITH*JANE****MI*JS00111223333~N3*23
6 N MAIN ST~N4*MIAMI*FL*33111~NM1*PR*2*KEY INSURANCE COMPANY
*****PI*999996666~LX*1~SV1*HC:99213*43*UN*1***1:2:3:4~DTP*47
2*D8*20051003~SVD*999996666*40*HC:99213**1~CAS*CO*42*3~DPT*5
73*D8*20051015~LX*2~SV1*HC:90782*15*UN*1***1:2~DTP*472*D8*20
051003~SVD*999996666*15*HC:90782**1~DTP*573*D8*20051015~LX*3
~SV1*HC:J3301*21.04*UN*1***1:2~DTP*472*D8*20051003~SVD*99999
6666*21.04*HC:J3301**1~DPT*573*D8*20051015~SE*63*1234~

3.1.3.3 Example 3.C -- Claim from Payer A to Payer B in Payer-to-Payer

COB Situation. Payer A will pass the claim directly to Payer B without intervention from provider.

If this claim were to go from the Billing Provider to Payer A and then Payer A were to send it claim directly to Payer B, the transaction would look like this as it comes out of Payer A's processing system. In this situation, the Billing Provider must send Payer A all the COB information on Payer B.

SEG#	LOOP SEGMENT/ELEMENT STRING
1	HEADER ST TRANSACTION SET HEADER ST*837*0024*005010X222A2~
2	BHT BEGINNING OF HIERARCHICAL TRANSACTION BHT*0019*00*0123*20051015*1023*CH~
3	1000A SUBMITTER NM1 SUBMITTER NAME NM1*41*2*KEY INSURANCE*****46*999996666~
4	PER SUBMITTER EDI CONTACT INFORMATION PER**IC*JERRY*TE*3055552222~

SEG#	LOOP SEGMENT/ELEMENT STRING
5	1000B RECEIVER NM1 RECEIVER NAME NM1*40*2*GREAT PRARIES*****46*567890~
6	2000A BILLING PROVIDER HL LOOP HL - BILLING PROVIDER HL*1**20*1~
7	2010AA BILLING PROVIDER NM1 BILLING PROVIDER NM1*85*1*KILDARE*BEN*****XX*1999996666~
8	N3 BILLING PROVIDER ADDRESS N3*1234 SEAWAY ST~
9	N4 BILLING PROVIDER CITY/STATE/ZIP N4*MIAMI*FL*33111~
10	REF - BILLING PROVIDER TAX ID REF*EI*123456789~
11	PER BILLING PROVIDER CONTACT INFORMATION PER*IC*CONNIE*TE*3055551234~
12	2010AB PAY-TO PROVIDER NM1 PAY-TO PROVIDER NAME NM1*87*2~
13	N3 PAY-TO PROVIDER ADDRESS N3*2345 OCEAN BLVD~
14	N4 PAY-TO PROVIDER CITY/STATE/ZIP N4*MIAMI*FL*33111~
15	2000B SUBSCRIBER HL LOOP HL SUBSCRIBER HL*2*1*22*1~
16	SBR SUBSCRIBER INFORMATION SBR*S*****CI~

SEG#	LOOP SEGMENT/ELEMENT STRING
17	2010BA SUBSCRIBER NM1 SUBSCRIBER NAME NM1*IL*1*SMITH*JACK*****MI*222334444~
18	DMG SUBSCRIBER DEMOGRAPHIC INFORMATION DMG*D8*19431022*M~
19	2010BB PAYER NM1 PAYER NAME NM1*PR*2*GREAT PRAIRIES HEALTH*****PI*567890~
20	N3 PAYER ADDRESS N3*4456 SOUTH SHORE BLVD~
21	N4 PAYER CITY/STATE/ZIP CODE N4*CHICAGO*IL*44444~
22	REF BILLING PROVIDER SECONDARY IDENTIFICATION REF*G2*EJ6666~
23	2000C PATIENT HL LOOP HL - PATIENT HL*3*2*23*0~
24	PAT PATIENT INFORMATION PAT*19~
25	2010CA PATIENT NM1 PATIENT NAME NM1*QC*1*SMITH*TED~
26	N3 PATIENT ADDRESS N3*236 N MAIN ST~
27	N4 PATIENT CITY/STATE/ZIP N4*MIAMI*FL*33413~
28	DMG PATIENT DEMOGRAPHIC INFORMATION DMG*D8*19730501*M~

SEG#	LOOP SEGMENT/ELEMENT STRING
29	2300 CLAIM CLM CLAIM LEVEL INFORMATION CLM*26407789*79.04***11:B:1*Y*A*Y*I*P~
30	HI HEALTH CARE DIAGNOSIS CODES HI*BK:4779*BF:2724*BF:2780*BF:53081~
31	2310B RENDERING PROVIDER NM1 RENDERING PROVIDER NAME NM1*82*1*KILDARE*BEN****XX*1999996666~
32	PRV RENDERING PROVIDER INFORMATION PRV*PE*PXC*204C00000X~
33	REF RENDERING PROVIDER SECONDARY IDENTIFICATION REF*G2*PBS3334~
34	2310D SERVICE FACILITY LOCATION NM1 SERVICE FACILITY LOCATION NM1*77*2*KILDARE ASSOCIATES*****XX*1581234567~
35	N3 SERVICE FACILITY ADDRESS N3*2345 OCEAN BLVD~
36	N4 SERVICE FACILITY CITY/STATE/ZIP N4*MIAMI*FL*33111~
37	2320 OTHER SUBSCRIBER INFORMATION SBR OTHER SUBSCRIBER INFORMATION SBR*P*01*****CI~
38	CAS CLAIM LEVEL ADJUSTMENTS AND AMOUNTS CAS*PR*1*21.89**2*15~
39	AMT COORDINATION OF BENEFITS - PAYOR PAID AMOUNT AMT*D*39.15~
40	AMT COORDINATION OF BENEFITS – PATIENT RESPONSIBILITY AMT*EAF*36.89~

SEG#	LOOP SEGMENT/ELEMENT STRING
41	DMG SUBSCRIBER DEMOGRAPHIC INFORMATION DMG*D8*19430501*F~
42	OI OTHER INSURANCE COVERAGE INFORMATION OI***Y*P**Y~
43	2330A OTHER SUBSCRIBER NAME NM1 OTHER SUBSCRIBER NAME NM1*IL*1*SMITH*JANE*****MI*JS00111223333~
44	N3 OTHER SUBSCRIBER ADDRESS N3*236 N MAIN ST~
45	N4 OTHER SUBSCRIBER CITY/STATE/ZIP N4*MIAMI*FL*33111~
46	2330B OTHER PAYER NAME NM1 OTHER PAYER NAME NM1*PR*2*KEY INSURANCE COMPANY*****PI*999996666~
47	2330E OTHER PAYER RENDERING PROVIDER NM1 OTHER PAYER RENDERING PROVIDER NM1*82*1~
48	REF OTHER PAYER RENDERING PROVIDER IDENTIFICATION REF*G2*PBS3334~
49	2400 SERVICE LINE LX*1~
50	SV1 PROFESSIONAL SERVICE SV1*HC:99213*43*UN*1***1:2:3:4~
51	DTP DATE - SERVICE DATE(S) DTP*472*D8*20051003~
52	2430 LINE ADJUDICATION INFORMATION SVD*999996666*40*HC:99213**1~
53	CAS LINE ADJUSTMENT CAS*CO*42*3~

SEG#	LOOP SEGMENT/ELEMENT STRING
54	DTP LINE ADJUDICATION DATE DTP*573*D8*20051015~
55	2400 SERVICE LINE LX SERVICE LINE COUNTER LX*2~
56	SV1 PROFESSIONAL SERVICE SV1*HC:90782*15*UN*1***1:2~
57	DTP DATE - SERVICE DATE(S) DTP*472*D8*20051003~
58	2430 LINE ADJUDICATION INFORMATION SVD*999996666*15*HC:90782**1~
59	DTP LINE ADJUDICATION DATE DTP*573*D8*20051015~
60	2400 SERVICE LINE LX SERVICE LINE COUNTER LX*3~
61	SV1 PROFESSIONAL SERVICE SV1*HC:J3301*21.04*UN*1***1:2~
62	DTP DATE - SERVICE DATE(S) DTP*472*D8*20051003~
63	2430 LINE ADJUDICATION INFORMATION SVD*999996666*21.04*HC:J3301**1~
64	DTP LINE ADJUDICATION DATE DTP*573*D8*20051015~
65	TRAILER SE TRANSACTION SET TRAILER SE*65*0024~

Complete Data String For Example 3.C:

ST*837*0024*005010X222A2~BHT*0019*00*0123*20051015*1023*CH~N

M1*41*2*KEY INSURANCE*****46*999996666~PER*IC*JERRY*TE*30555
52222~NM1*40*2*GREAT PRAIRIES*****46*567890~HL*1**20*1~NM1*8
5*1*KILDARE*BEN****XX*1999996666~N3*1234*SEAWAY ST~N4*MIAMI*
FL*33111~REF*EI*123456789~PER*IC*CONNIE*TE*3055551234~NM1*87
*2~N3*2345*OCEAN BLVD~N4*MAIMI*FL*33111~HL*2*1*22*1~SBR*S***
****CI~NM1*IL*1*SMITH*JACK****MI*22233444~DMG*D8*19431022*M~
NM1*PR*2*GREAT PRAIRIES HEALTH*****PI*567890~N3*4456 SOUTH S
HORE BLVD~N4*CHICAGO*IL*44444~REF*G2*EJ6666~HL*3*2*23*0~PAT*
19~NM1*QC*1*SMITH*TED~N3*236 N MAIN ST~N4*MIAMI*FL*33413~DMG
*D8*19730501*M~CLM*26407789*79.04****11:B:1*Y*A*Y*I~P~HI*BK:4
779*BF:2724*BF:2780*BF:53081~NM1*82*1*KILDARE*BEN****XX*1999
996666~PRV*PE*PXC*204C00000X~REF*G2*PBS3334~NM1*77*2*KILDARE
ASSOCIATES*****XX*1581234567~N3*2345 OCEAN BLVD~N4*MIAMI*FL
*33111~SBR*P*01*****CI~CAS*PR*1*21.89**2*15~AMT*D*39.15~AM
T*EAF*36.89~DMG*D8*19430501*F~OI***Y*P**Y~NM1*IL*1*SMITH*JAN
E****MI*JS00111223333~N3*236 N MAIN ST~N4*MIAMI*FL*33111~NM1
*PR*2*KEY INSURANCE COMPANY*****PI*999996666~NM1*82*1~REF*G2
*PBS3334~LX*1~SV1*HC:99213*43*UN*1***1:2:3:4~DPT*472*D8*2005
1003~SVD*999996666*40*HC:99213**1~CAS*CO*42*3~DTP*573*D8*200
51015~LX*2~SV1*HC:90782*15*UN*1***1:2~DTP*472*D8*20051003~SV
D*999996666*15*HC:90782**1~DTP*573*D8*20051015~LX*3~SV1*HC:J
3301*21.04*UN*1***1:2~DTP*472*D8*20051003~SVD*999996666*21.0
4*HC:J3301**1~DTP*573*D8*20051015~SE*65*0024~

3.1.4 Example 4 - Medicare Secondary Payer Example (COB)

Patient and the Subscriber are the same person. The submitter is the provider. The provider previously sent the claim to the primary payer – Commerce. Payment received and the provider submitted the claim to the secondary payer, which is Medicare Part B. The claim was transmitted directly to Medicare by the submitter. Model used is provider to payer.

SUBSCRIBER/PATIENT: Wayne Medyum
ADDRESS: 1010 Thousand Oak Lane, Mayne, PA 17089
SEX: M
DOB: 1/10/1956
HEALTH INSURANCE CLAIM NUMBER: 102200221B1

DESTINATION PAYER: Medicare Part B Pennsylvania
PAYER ADDRESS: 5232 Mayne Avenue, Lyght, PA 17009

RECEIVER: Medicare Part B Pennsylvania
EDI #: 10234

BILLING PROVIDER/SENDER: Specialists
ADDRESS: 5 Map Court, Mayne, PA 17089
EDI # 110101
CONTACT PERSON AND PHONE NUMBER: Sue 8005558888

PATIENT ACCOUNT NUMBER: 101KEN6055
CASE: Lower leg pain

SERVICES: Office Visit– POS=Office
DATE OF SERVICE: 1/19/2005
CHARGE: \$120
TOTAL CHARGES: \$120

ELECTRONIC ROUTE: Billing provider (submitter) direct to Medicare Part B Pennsylvania

SEG#	LOOP SEGMENT/ELEMENT STRING
1	HEADER ST TRANSACTION SET HEADER ST*837*0002*005010X222A2~
2	BHT BEGINNING OF HIERARCHICAL TRANSACTION BHT*0019*00*000001142*20050214*115101*CH~
3	1000A SUBMITTER NM1 SUBMITTER NM1*41*2*SPECIALISTS*****46*1111111~
4	PER SUBMITTER EDI CONTACT INFORMATION PER*IC*SUE*TE*8005558888~
5	1000B RECEIVER NM1 RECEIVER NAME NM1*40*2*MEDICARE PENNSYLVANIA*****46*10234~

SEG#	LOOP SEGMENT/ELEMENT STRING
6	2000A BILLING PROVIDER HL LOOP HL BILLING PROVIDER HL*1**20*1~
7	2010AA BILLING PROVIDER NM1 BILLING PROVIDER NAME M1*85*2*SPECIALISTS*****XX*0100000090~
8	N3 BILLING PROVIDER ADDRESS N3*5 MAP COURT~
9	N4 BILLING PROVIDER CITY/STATE/ZIP N4*MAYNE*PA*17111~
10	REF - BILLING PROVIDER TAX IDENTIFICATION REF*EI*890123456~
11	REF BILLING PROVIDER SECONDARY ID REF*G2*110101~
12	2000B SUBSCRIBER HL LOOP HL*2*1*22*0~
13	SBR SUBSCRIBER INFORMATION SBR*S*18*MEDICARE*12****MB~
14	2010BA SUBSCRIBER NM1 SUBSCRIBER NAME NM1*IL*1*MEDYUM*WAYNE*M***MI*102200221B1~
15	N3 SUBSCRIBER ADDRESS N3*1010 THOUSAND OAK LANE~
16	N4 SUBSCRIBER CITY/STATE/ZIP N4*MAYN*PA*17089~
17	DMG SUBSCRIBER DEMOGRAPHIC INFORMATION DMG*D8*19560110*M~

SEG#	LOOP SEGMENT/ELEMENT STRING
18	2010BB PAYER NM1 PAYER NAME NM1*PR*2*MEDICARE PENNSYLVANIA*****PI*10234~
19	N3 PAYER ADDRESS N3*5232 MAYNE AVENUE~
20	N4 PAYER CITY/STATE/ZIP N4*LYGHT*PA*17009~
21	2300 CLAIM CLM CLAIM LEVEL INFORMATION CLM*101KEN6055*120***11:B:1*Y*A*Y*Y*B~
22	HI HEALTH CARE DIAGNOSIS CODE(S) HI*BK:71516*BF:71906~
23	2310A REFERRING PROVIDER NM1*DN*1*BRYHT*LEE*T~
24	REF REFERRING PROVIDER SECONDARY IDENTIFICATION REF*1G*B01010~
25	2310B RENDERING PROVIDER NM1*82*1*HENZES*JACK****XX*9090909090~
26	PRV RENDERING PROVIDER INFORMATION PRV*PE*PXC*207X00000X~
27	REF RENDERING PROVIDER SECONDARY IDENTIFICATION REF*G2*110102CCC~
28	2320 OTHER SUBSCRIBER INFORMATION SBR OTHER SUBSCRIBER INFORMATION SBR*P*01**COMMERCE*****CI~
29	AMT CORRDIATION OF BENEFITS – PAYOR PAID AMOUNT AMT*D*80~
30	AMT CORRDIATION OF BENEFITS – PATIENT RESPONSIBILITY AMT*F2*15~

SEG#	LOOP SEGMENT/ELEMENT STRING
31	DMG SUBSCRIBER DEMOGRAPHIC INFORMATION DMG*D8*19601222*F~
32	OI OTHER INSURANCE COVERAGE INFORMATION OI***Y*B**Y~
33	2330A OTHER SUBSCRIBER NAME NM1 OTHER SUBSCRIBER NAME NM1*IL*1*MEDYUM*CAROL****MI*COM188-404777~
34	N3 OTHER SUBSCRIBER ADDRESS N3*PO BOX 45~
35	N4 OTHER SUBSCRIBER CITY/STATE/ZIP CODE N4*MAYN*PA*17089~
36	2330B OTHER SUBSCRIBER/PAYER NM1 OTHER PAYER NAME NM1*PR*2*COMMERCE*****PI*59999~
37	2400 SERVICE LINE LX*1~
38	SV1 PROFESSIONAL SERVICE SV1*HC:99203:25*120*UN*1***1:2~
39	DTP DATE - SERVICE DATE DTP*472*D8*20050119~
40	2420 LINE ADJUDICATION INFORMATION SVD LINE ADJUDICATION INFORMATION SVD*59999*80*HC:99203:25**1~
41	CAS LINE ADJUSTMENT CAS*CO*42*25~
42	CAS LINE ADJUSTMENT CAS*PR*2*15
43	DTP LINE ADJUDICATION DATE DTP*573*D8*20050128~

SEG#	LOOP SEGMENT/ELEMENT STRING
44	TRAILER SE TRANSACTION SET TRAILER SE*44*000000002~

Complete Data String:

ST*837*0002*005010X222A2~BHT*0019*00*000001142*20050214*1151
01*CH~NM1*41*2*SPECIALISTS*****46*1111111~PER*IC*SUE*TE*8005
558888~NM1*40*2*MEDICARE PENNSYLVANIA*****46*10234~HL*1**20*
1~NM1*85*2*SPECIALISTS*****XX*0100000009~N3*5 MAP COURT~N4*M
AYNE*PA*21236~ REF*EI*890123456~REF*G2*110101~HL*2*1*22*0~SB
R*S*18**MEDICARE*12*****MB~NM1*IL*1*MEDYUM*WAYNE*M***MI*10220
0221B1~N3*1010 THOUSAND OAK LANE~N4*MAYN*PA*17089~DMG*D8*195
60110*M~NM1*PR*2*MEDICARE*****PI*10234~N3*5232 MAYNE~N4*LYGH
T*PA*17009~CLM*101KEN6055*120***11:B:1*Y*A*Y*Y*B~HI*BK:71516
*BF:71906~NM1*DN*1*BRYHT*LEE*T~REF*1G*B01010~NM1*82*1*HENZES
*JACK*****XX*9090909090~PRV*PE*PXC*207X00000X~REF*G2*110102XX
X~SBR*P*01**COMMERCE*****CI~AMT*D*80~AMT*F2*15~DMG*D8*196012
22*F~OI***Y*B**Y~NM1*IL*1*MEDYUM*CAROL*****MI*COM188-404777~N
3*PO BOX 45~N4*MAYN*PA*17089~NM1*PR*2*COMMERCE*****PI*59999~
LX*1~SV1*HC:99203:25*120*UN*1***1:2~DTP*472*D8*20050119~SVD*
59999*80*HC:99203:25**1~CAS*CO*42*25~CAS*PR*2*15~DTP*573*D8*
20050128~SE*44*0002~

3.1.5 Example 5 - Ambulance

Patient is the same person as the subscriber. The provider type is ambulance. The payer is medicare. The submitter is the same as the provider. The receiver is medicare.

SUBSCRIBER/PATIENT: Sarah Jones

ADDRESS: 1129 Reindeer Road, Carr, CO 80612

TELEPHONE NUMBER: 305-555-1111

SEX: F

DOB: 07/29/1963

SUBSCRIBER ID: 012345678A

DESTINATION PAYER: Medicare Part B

PAYER ADDRESS: P. O. Box 3543, Baltimore, MD. 666013543

RECEIVER: Medicare

EDI #: 123245

BILLING PROVIDER/SENDER: AAA Ambulance Service
ADDRESS: 12202 Airport Way, Broomfield, CO 80221-0021
TIN: 376985369
NPI: 2366554859
CONTACT PERSON AND PHONE NUMBER: Lisa Smith, 303-775-2536
PATIENT ACCOUNT NUMBER: 05-1068

DIAGNOSIS: 8628, E8888, 9592, 8540

SERVICES: A0427 - Ambulance Transport \$700.00
 A0425 - Mileage \$8.20
 A0422 - Oxygen \$46.00
 A0382 - BLS Disposable Supplies \$12.30
TOTAL CHARGES: \$766.50

MISCELLANEOUS: Two patients were transported.

ELECTRONIC ROUTE: Billing Provider (Sender) to Medicare

SEG#	LOOP SEGMENT/ELEMENT STRING
1	HEADER ST TRANSACTION SET HEADER ST*837*000017712*005010X222A2~
2	BHT BEGINNING OF HIERARCHICAL TRANSACTION BHT*0019*00*000017712*20050208*1112*CH~
3	1000A SUBMITTER NM1 SUBMITTER NAME NM1*41*2*AAA AMBULANCE SERVICE*****46*376985369~
4	PER SUBMITTER EDI CONTACT INFORMATION PER*IC*LISA SMITH*TE*3037752536~
5	1000B RECEIVER NM1 RECEIVER NAME NM1*40*2*MEDICARE B*****46*123245~

SEG#	LOOP SEGMENT/ELEMENT STRING
6	2000A BILLING PROVIDER HL LOOP HL - BILLING PROVIDER HL*1**20*1~
7	2010AA BILLING PROVIDER PRV BILLING PROVIDER SPECIALTY PRV*BI*PXC*3416L0300X~
8	NM1 BILLING PROVIDER NAME NM1*85*2*AAA AMBULANCE SERVICE*****XX*2366554859~
9	N3 BILLING PROVIDER ADDRESS N3*12202 AIRPORT WAY~
10	N4 BILLING PROVIDER LOCATION N4*BROOMFIELD*CO*800210021~
11	REF - BILLING PROVIDER TAX IDENTIFICATION REF*EI*376985369~
12	2000B SUBSCRIBER HL LOOP HL - SUBSCRIBER HL*2*1*22*0~
13	SBR SUBSCRIBER INFORMATION SBR*P*18*****MB~
14	2010BA SUBSCRIBER NM1 SUBSCRIBER NAME NM1*IL*1*JONES*SARAH*A***MI*012345678A~
15	N3 SUBSCRIBER ADDRESS N3*1129 REINDEER ROAD~
16	N4 SUBSCRIBER CITY, STATE, ZIP CODE N4*CARR*CO*80612~
17	DMG SUBSCRIBER DEMOGRAPHIC INFORMATION DMG*D8*19630729*F~

SEG#	LOOP SEGMENT/ELEMENT STRING
18	2010BB PAYER NM1 PAYER NAME NM1*PR*2*MEDICARE PART B*****PI*123245~
19	N3 PAYER ADDRESS N3*PO BOX 3543~
20	N4 LOCATION N4*BALTIMORE*MD*666013543~
21	2300 CLAIM CLM CLAIM LEVEL INFORMATION CLM*051068*766.50***41::1*Y*A*Y*Y*P*OA~
22	DTP DATE ACCIDENT DTP*439*D8*20050208~
23	CR1 AMBULANCE TRANSPORT INFORMATION CR1*LB*275**A*DH*21****PATIENT IMOBILIZED~
24	CRC AMBULANCE CERTIFICATION CRC*07*Y*04*06*09~
25	CRC AMBULANCE CERTIFICATION CRC*07*N*05*07*08~
26	HI - HEALTH CARE DIAGNOSIS HI*BK:8628*BF:E8888*BF:9592*BF:8540~
27	2310E AMBULANCES PICK-UP LOCATION NM1 PICK UP LOCATION NM1*PW*2*~
28	N3 PICK UP ADDRESS N3*1129 REINDEER ROAD~
29	N4 PICK UP LOCATION N4*CARR*CO*80612~

SEG#	LOOP SEGMENT/ELEMENT STRING
30	2310F AMBULANCE DROP-OFF LOCATION NM1 DROP OFF LOCATION NM1*45*2~
31	N3 - DROP OFF ADDRESS N3*10005 BANNOCK ST~
32	N4 - DROP OFF LOCATION N4*CHEYENNE*WY*82009~
33	2400 SERVICE LINE LX SERVICE LINE NUMBER LX*1~
34	SV1 - PROFESSIONAL SERVICE SV1*HC:A0427:RH*700*UN*1***1:2:3:4**Y~
35	DTP DATE - SERVICE DATE DTP*472*D8*20050208~
36	QTY - AMBULANCE PATIENT COUNT QTY*PT*2~
37	REF - LINE ITEM CONTROL NUMBER REF*6R*1001~
38	NTE - LINE NOTE NTE*ADD*CARDIAC EMERGENCY~
39	LX SERVICE LINE NUMBER LX*2~
40	SV1 - PROFESSIONAL SERVICE SV1*HC:A0425:RH*8.20*UN*21***1:2:3:4**Y~
41	DTP - SERVICE DATE DTP*472*D8*20050208~
42	QTY - AMBULANCE PATIENT COUNT QTY*PT*2~

SEG#	LOOP SEGMENT/ELEMENT STRING
43	REF - LINE CONTROL NUMBER REF*6R*1002~
44	LX - SERVICE LINE NUMBER LX*3~
45	SV1 - PROFESSIONAL SERVICE SV1*HC:A0422:RH*46*UN*1***1:2:3:4**Y~
46	DTP - SERVICE DATE DTP*472*D8*20050208~
47	REF - LINE CONTROL NUMBER REF*6R*1003~
48	LX - SERVICE LINE NUMBER LX*4~
49	SV1 - PROFESSIONAL SERVICE SV1*HC:A0382:RH*12.30*UN*1***1:2:3:4**Y~
50	DTP - SERVICE DATE DTP*472*D8*20050208~
51	REF - LINE CONTROL NUMBER REF*6R*1004~
52	TRAILER SE TRANSACTION SET TRAILER SE*52*000017712~

Complete Data String:

ST*837*000017712*005010X222A2~BHT*0019*00*000017712*20050208
*1112*CH~NM1*41*2*AAA AMBULANCE SERVICE*****46*376985369~PER
*IC*LISA SMITH*TE*3037752536~NM1*40*2*MEDICARE B*****46*1232
45~HL*1**20*1~PRV*BI*PXC*3416L0300X~NM1*85*2*AAA AMBULANCE S
ERVICE*****XX*2366554859~N3*12202 AIRPORT WAY~N4*BROOMFIELD*
CO*800210021~REF*EI*376985369~HL*2*1*22*0~SBR*P*18*****MB~
NM1*IL*1*JONES*SARAH*A***MI*012345678A~N3*1129 REINDEER ROAD
~N4*CARR*CO*80612~DMG*D8*19630729~F~NM1*PR*2*MEDICARE PART B
*****PI*123245~N3*PO BOX 3543~N4*BALTIMORE*MD*666013543~CLM*

051068*766.50***41::1*Y*A*Y*Y*P*OA~DTP*439*D8*20050208~CR1*L
B*275**A*DH*21****PATIENT IMOBILIZED~CRC*07*Y*04*06*09~CRC*0
7*N*05*07*08~HI*BK:8628*BF:E8888*BF:9592*BF:8540~NM1*PW*2*~N
3*1129 REINDEER ROAD~N4*CARR*CO*80612~NM1*45*2~N3*10005 BANN
OCK ST~N4*CHEYENNE*WY*82009~LX*1~SV1*HC:A0427:RH*700*UN*1***
1:2:3:4**Y~DTP*472*D8*20050208~QTY*PT*2~REF*6R*1001~NTE*ADD*
CARDIAC EMERGENCY~LX*2~SV1*HC:A0425:RH*8.20*UN*21***1:2:3:4*
*Y~DTP*472*D8*20050208~QTY*PT*2~REF*6R*1002~LX*3~SV1*HC:A042
2:RH*46*UN*1***1:2:3:4**Y~DTP*472*D8*20050208~REF*6R*1003~LX
*4~SV1*HC:A0382:RH*12.30*UN*1***1:2:3:4**Y~DTP*472*D8*200502
08~REF*6R*1004~SE*52*000017712~

3.1.6 Example 6 - Chiropractic Example

Patient is the same person as the Subscriber. Payer is Medicare Part B. The claim is submitter directly to Medicare, the submitter being the provider.

SUBSCRIBER/PATIENT: Matthew J Williamson

ADDRESS: 128 Broadcreek, Baltimore, MD 21234

SEX: M

DOB: 1/10/1925

PAYER ID NUMBER: SSN

SSN: 123456789A

DESTINATION PAYER: Medicare Part B Maryland

PAYER ADDRESS: 1946 Greenspring Drive, Timonium, MD 21093

RECEIVER: Medicare Part B Maryland

EDI #: 12345

BILLING PROVIDER/SENDER: David M Greene, DC

ADDRESS: 1264 Oakwood Ave, Baltimore, MD 21236

EDI#: S01057

CONTACT PERSON AND PHONE NUMBER: Kathi Wilmoth 4105558888

PATIENT ACCOUNT NUMBER: 125WILL

CASE: Acute Back Pain

SERVICES: Chiropractic Manipulative Treatment - POS=Office

DATE OF SERVICE: 2/15/2005

CHARGE: \$145.50

Initial Treatment Date: 01/15/20050
Acute Manifestation Date: 01/10/2005
Last X-Ray Date: 01/13/2005
TOTAL CHARGES: \$145.50

ELECTRONIC ROUTE: Billing provider (sender) direct to Maryland Medicare Part B

SEG#	LOOP SEGMENT/ELEMENT STRING
1	HEADER ST TRANSACTION SET HEADER ST*837*3701*005010X222A2~
2	BHT BEGINNING OF HIERARCHICAL TRANSACTION BHT*0019*00*007227*20050215*075420*CH~
3	1000A SUBMITTER NM1 SUBMITTER NM1*41*2*DAVID GREEN*****46*S01057~
4	PER SUBMITTER EDI CONTACT INFORMATION PER*IC*KATHY SMITH*TE*4105558888~
5	1000B RECEIVER NM1 RECEIVER NAME NM1*40*2*MEDICARE PART B MARYLAND*****46*12345~
6	2000A BILLING PROVIDER HL LOOP HL - BILLING PROVIDER HL*1**20*1~
7	2010AA BILLING PROVIDER NM1 BILLING PROVIDER NAME NM1*85*1*GREENE*DAVID*M***XX*1234567890~
8	N3 BILLING PROVIDER ADDRESS N3*1264 OAKWOOD AVE~
9	N4 BILLING PROVIDER LOCATION N4*BALTIMORE*MD*21236~
10	REF BILLING PROVIDER SECONDARY ID REF*EI*987654321~

SEG#	LOOP SEGMENT/ELEMENT STRING
11	PER BILLING PROVIDER CONTACT INFORMATION PER*IC*DR*TE*4105551212~
12	2000B SUBSCRIBER HL LOOP HL*2*1*22*0~
13	SBR SUBSCRIBER INFORMATION SBR*P*18*****MB~
14	2010BA SUBSCRIBER NM1 SUBSCRIBER NAME NM1*IL*1*WILLIAMSON*MATTHEW*J***MI*123456789A~
15	N3 SUBSCRIBER ADDRESS N3*128 BROADCREEK~
16	N4 SUBSCRIBER CITY N4*BALTIMORE*MD*21234~
17	DMG SUBSCRIBER DEMOGRAPHIC INFORMATION DMG*D8*19250110*M~
18	2010BB SUBSCRIBER / PAYER NM1 PAYER NAME NM1*PR*2*MEDICARE PART B MARYLAND*****PI*C12345~
19	2300 CLAIM CLM CLAIM LEVEL INFORMATION CLM*125WILL*145.5***11>B>1*Y*A*Y*Y~
20	DTP - INITIAL TREATMENT DATE DTP*454*D8*20050115~
21	DTP - ACUTE MANIFESTATION DATE DTP*453*D8*20050110~
22	DTP - LAST X-RAY DATE DTP*455*D8*20050113~
23	CR2 SPINAL MANIPULATION SERVICE INFORMATION CR2*****A**CHRONIC PAIN AND DISCOMFORT~

SEG#	LOOP SEGMENT/ELEMENT STRING
24	HI HEALTH CARE DIAGNOSIS CODE(S) HI*BK>7215~
25	2400 SERVICE LINE LX SERVICE LINE COUNTER LX*1~
26	SV1 PROFESSIONAL SERVICE SV1*HC>98940*145.5*UN*1***1~
27	DTP - SERVICE DATE(S) DTP*472*D8*20050215~
28	LINE ITEM CONTROL NUMBER REF*6R*01~
29	TRAILER SE TRANSACTION SET TRAILER SE*29*3701~

Complete Data String:

ST*837*3701*005010X222A2~BHT*0019*00*007227*20050215*075420*
CH~NM1*41*2*DAVID GREEN*****46*S01057~PER*IC*KATHY SMITH*TE*
4105558888~NM1*40*2*MEDICARE PART B MARYLAND*****46*12345~HL
*1**20*1~NM1*85*1*GREENE*DAVID*M***XX*1234567890~N3*1264 OAK
WOOD AVE~N4*BALTIMORE*MD*21236~REF*EI*987654321~PER*IC*DR*TE
*4105551212~HL*2*1*22*0~SBR*P*18*****MB~NM1*IL*1*WILLIAMSO
N*MATTHEW*J***MI*123456789A~N3*128 BROADCREEK~N4*BALTIMORE*M
D*21234~DMG*D8*19250110*M~NM1*PR*2*MEDICARE PART B MARYLAND*
****PI*C12345~CLM*125WILL*145.5***11>B>1*Y*A*Y*Y~DTP*454*D8*
20050115~DTP*453*D8*20050110~DTP*455*D8*20050113~CR2*****
A**CHRONIC PAIN AND DISCOMFORT~HI*BK>7215~LX*1~SV1*HC>98940*
145.5*UN*1***1~DTP*472*D8*20050215~REF*6R*01~SE*31*3701~

3.1.7 Example 7 - Oxygen

Patient is the same person as the Subscriber. Claim is submitted by provider directly and the Payer is Medicare DMERC.

SUBSCRIBER/PATIENT: Terry Smith

ADDRESS: 121 South Street, Richmond, IN 46236

SEX: F

DOB: 01/05/38

HIC#: 111-22-2333A

DESTINATION PAYER: DMERC Carrier

PAYOR ADDRESS: 926 W Angel Rd, Richmond, IN 46236

EDI #: 99999

BILLING PROVIDER/SENDER: Oxygen Supply Company

ADDRESS: 1800 East Ridge Drive, Richmond, IN 46224

TIN: 389999999

EDI #: ABC11111

NPI#: 9992233334

DMERC Provider #: 099999999

CONTACT PERSON AND PHONE NUMBER: Bonnie, 812-555-1111

EMAIL: HELPDESK@OXYGEN.COM

ORDERING PROVIDER: Dr. Larry Wilson

ADDRESS: 1212 North Meridian, Richmond, IN 46223

NPI#: 5555511111

UPIN#: X99999

PHONE NUMBER: 555-444-6666

PATIENT ACCOUNT NUMBER: R03996273 #01

CASE: Chronic Airway Obstruction

SERVICE: DOS=03/21/05 POS=Home

SERVICES: Oxygen concentrator and Portable gaseous O2

CHARGES: Oxygen concentrator = \$461.10, Portable gaseous oxygen = \$59.14

TOTAL CHARGES: \$520.24

SEG#	LOOP SEGMENT/ELEMENT STRING
1	HEADER ST TRANSACTION SET HEADER ST*837*0001*005010X222A2~
2	BHT BEGINNING OF HIERARCHICAL TRANSACTION BHT*0019*00*16*20050326*1036*CH~

SEG#	LOOP SEGMENT/ELEMENT STRING
3	1000A SUBMITTER NM1 SUBMITTER NM1*41*2*OXYGEN SUPPLY COMPANY*****46*ABC11111~
4	PER SUBMITTER EDI CONTACT INFORMATION PER*IC*BONNIE*TE*8125551111*EM*HELPDESK@OXYGEN.COM~
5	1000B RECEIVER NM1 RECEIVER NAME NM1*40*2*DMERC CARRIER*****46*99999~
6	2000A BILLING PROVIDER HL LOOP HL BILLING PROVIDER HL*1**20*1~
7	2010AA BILLING PROVIDER NM1 BILLING PROVIDER NAME NM1*85*2*OXYGEN SUPPLY COMPANY*****XX*9992233334~
8	N3 BILLING PROVIDER ADDRESS N3*1800 EAST RIDGE DRIVE~
9	N4 BILLING PROVIDER LOCATION N4*RICHMOND*IN*46224~
10	REF BILLING PROVIDER TAX IDENTIFIER REF*EI*389999999~
11	2000B SUBSCRIBER HL LOOP HL SUBSCRIBER HL*2*1*22*0~
12	SBR SUBSCRIBER INFORMATION SBR*P*18*****MB~
13	2010BA SUBSCRIBER NM1 SUBSCRIBER NAME NM1*IL*1*SMITH*TERRY****MI*111222333A~
14	N3 SUBSCRIBER ADDRESS N3*121 SOUTH ST~

SEG#	LOOP SEGMENT/ELEMENT STRING
15	N4 SUBSCRIBER CITY N4* RICHMOND *IN*46236~
16	DMG SUBSCRIBER DEMOGRAPHIC INFORMATION DMG*D8*19380105*F~
17	2010BB SUBSCRIBER / PAYER NM1 PAYER NAME NM1*PR*2*DMERC CARRIER*****PI*99999~
18	2300 CLAIM CLM CLAIM LEVEL INFORMATION CLM*R03996273 #01*520.24***11:B:1*Y*A*Y*Y~
19	HI HEALTH CARE DIAGNOSIS CODES HI*BK:496*BF:51881*BF:2859~
20	2400 SERVICE LINE LX SERVICE LINE COUNTER LX*1~
21	SV1 PROFESSIONAL SERVICE SV1*HC:E1390:RR*461.1*UN*1***1:2~
22	PWK DURABLE MEDICAL EQUIPMENT CERTIFICATE OF MEDICAL NECESSITY INDICATOR PWK*CT*AD~
23	CR3 DURABLE MEDICAL EQUIPMENT CERTIFICATION CR3*R*MO*99~
24	DTP SERVICE DATE DTP*472*RD8*20050321-20050321~
25	DTP CERTIFICATION REVISION/RECERTIFICATION DATE DTP*607*D8*20050321~
26	DTP BEGIN THERAPY DATE DTP*463*D8*20040321~
27	DTP LAST CERTIFICATION DATE DTP*461*D8*20050321~

SEG#	LOOP SEGMENT/ELEMENT STRING
28	2420E ORDERING PROVIDER NM1 ORDERING PROVIDER NAME NM1*DK*1*WILSON*LARRY****XX*5555511111~
29	N3 ORDERING PROVIDER ADDRESS N3*1212 NORTH MERIDIAN~
30	N4 ORDERING PROVIDER CITY/STATE/ZIP CODE N4*RICHMOND*IN*46223~
31	REF ORDERING PROVIDER INFORMATION REF*1G*X99999~
32	PER ORDERING PROVIDER CONTACT INFORMATION PER*IC*LEE*TE*5554446666~
33	2440 FORM IDENTIFICATION CODE LQ FORM IDENTIFICATION CODE LQ*UT*04.03~
34	FRM SUPPORTING DOCUMENTATION FRM*1A**056~
35	FRM SUPPORTING DOCUMENTATION FRM*1C**20050228~
36	FRM SUPPORTING DOCUMENTATION FRM*2**1~
37	FRM SUPPORTING DOCUMENTATION FRM*3**1~
38	FRM SUPPORTING DOCUMENTATION FRM*4*Y~
39	FRM SUPPORTING DOCUMENTATION FRM*5**2~
40	FRM SUPPORTING DOCUMENTATION FRM*7*Y~

SEG#	LOOP SEGMENT/ELEMENT STRING
41	FRM SUPPORTING DOCUMENTATION FRM*8*N~
42	FRM SUPPORTING DOCUMENTATION FRM*9*Y~
43	2400 SERVICE LINE LX SERVICE LINE COUNTER LX*2~
44	SV1 PROFESSIONAL SERVICE SV1*HC:E0431:RR*59.14*UN*1***1:2~
45	PWK DURABLE MEDICAL EQUIPMENT CERTIFICATE OF MEDICAL NECESSITY INDICATOR PWK*CT*AD~
46	DTP SERVICE DATE DTP*472*RD8*20050321-20050321~
47	CR3 DURABLE MEDICAL EQUIPMENT CERTIFICATION CR3*R*MO*99~
48	DTP CERTIFICATION REVISION/RECERTIFICATION DATE DTP*607*D8*20050321~
49	DTP BEGIN THERAPY DATE DTP*463*D8*20040321~
50	DTP LAST CERTIFICATION DATE DTP*461*D8*20050321~
51	2420E ORDERING PROVIDER NM1 ORDERING PROVIDER NAME NM1*DK*1*WILSON*LARRY***XX*5555511111~
52	N3 ORDERING PROVIDER ADDRESS N3*1212 NORTH MERIDIAN~
53	N4 ORDERING PROVIDER CITY/STATE/ZIP CODE N4*RICHMOND*IN*46223~

SEG#	LOOP SEGMENT/ELEMENT STRING
54	REF ORDERING PROVIDER INFORMATION REF*1G*X99999~
55	PER ORDERING PROVIDER CONTACT INFORMATION PER*IC*LEE*TE*5554446666~
56	2440 FORM IDENTIFICATION CODE LQ FORM IDENTIFICATION CODE LQ*UT*04.03~
57	FRM SUPPORTING DOCUMENTATION FRM*1A**056~
58	FRM SUPPORTING DOCUMENTATION FRM*1C**20050228~
59	FRM SUPPORTING DOCUMENTATION FRM*2**1~
60	FRM SUPPORTING DOCUMENTATION FRM*3**1~
61	FRM SUPPORTING DOCUMENTATION FRM*4*Y~
62	FRM SUPPORTING DOCUMENTATION FRM*5**2~
63	FRM SUPPORTING DOCUMENTATION FRM*7*Y~
64	FRM SUPPORTING DOCUMENTATION FRM*8*N~
65	FRM SUPPORTING DOCUMENTATION FRM*9*Y~
66	TRAILER SE TRANSACTION SET TRAILER SE*66*0001~

Complete Data String:

ST*837*0001*005010X222A2~BHT*0019*00*16*20050326*1036*CH~NM1
*41*2*OXYGEN SUPPLY COMPANY*****46*ABC11111~PER*IC*BONNIE*TE
*8125551111*EM*HELPDESK@OXYGEN.COM~NM1*40*2*DMERC CARRIER***
46*99999~HL*120*1~NM1*85*2*OXYGEN SUPPLY COMPANY*****XX*
9992233334~N3*1800 EAST RIDGE DRIVE~N4*RICHMOND*IN*46224~REF
*EI*389999999~HL*2*1*22*0~SBR*P*18*****MB~NM1*IL*1*SMITH*T
ERRY***MI*111222333A~N3*121 SOUTH ST~N4*RICHMOND*IN*46236~D
MG*D8*19380105*F~NM1*PR*2*DMERC CARRIER*****PI*99999~CLM*R03
996273 #01*520.24***11:B:1*Y*A*Y*Y~HI*BK:496*BF:51881*BF:285
9~LX*1~SV1*HC:E1390:RR*461.1*UN*1***1:2~PWK*CT*AD~CR3*R*MO*9
9~DTP*472*RD8*20050321-20050321~DTP*607*D8*20050321~DTP*463*
D8*20040321~DTP*461*D8*20050301~NM1*DK*1*WILSON*LARRY*****XX*
5555511111~N3*1212 NORTH MERIDIAN~N4*RICHMOND*IN*46223~REF*1
G*X99999~PER*IC*LEE*TE*5554446666~LQ*UT*04.03~FRM*1A**056~FR
M*1C**20050228~FRM*2**1~FRM*3**1~FRM*4*Y~FRM*5**2~FRM*7*Y~FR
M*8*N~FRM*9*Y~LX*2~SV1*HC:E0431:RR*59.14*UN*1***1:2~PWK*CT*A
D~CR3*R*MO*99~DTP*472*RD8*20050321-20050321~DTP*607*D8*20050
321~DTP*463*D8*20040321~DTP*461*D8*20050301~NM1*DK*1*WILSON*
LARRY*****XX*5555511111~N3*1212 NORTH MERIDIAN~N4*RICHMOND*IN
*46223~REF*1G*X99999~PER*IC*LEE*TE*5554446666~LQ*UT*04.03~FR
M*1A**056~FRM*1C**20050228~FRM*2**1~FRM*3**1~FRM*4*Y~FRM*5**
2~FRM*7*Y~FRM*8*N~FRM*9*Y~SE*66*0001~

CERTIFICATE OF MEDICAL NECESSITY
CMS-484 — OXYGEN**DME MAC 484.03**

SECTION A Certification Type/Date: INITIAL ____/____/____ REVISED ____/____/____ RECERTIFICATION ____/____/____		
PATIENT NAME, ADDRESS, TELEPHONE and HIC NUMBER (____) ____ - ____ HICN _____		SUPPLIER NAME, ADDRESS, TELEPHONE and NSC or applicable NPI NUMBER/LEGACY NUMBER (____) ____ - ____ NSC or NPI # _____
PLACE OF SERVICE _____	HCPCS CODE _____	PT DOB ____/____/____ Sex ____ (M/F)
NAME and ADDRESS of FACILITY <i>if applicable (see reverse)</i>	_____ _____ _____ _____	PHYSICIAN NAME, ADDRESS, TELEPHONE and applicable NPI NUMBER or UPIN (____) ____ - ____ UPIN or NPI # _____
SECTION B Information in This Section May Not Be Completed by the Supplier of the Items/Supplies.		
EST. LENGTH OF NEED (# OF MONTHS): ____ 1-99 (99=LIFETIME)		DIAGNOSIS CODES (ICD-9): ____
ANSWERS	ANSWER QUESTIONS 1-9. (Circle Y for Yes, N for No, or D for Does Not Apply, unless otherwise noted.)	
a) ____ mm Hg b) ____ % c) ____/____/____	1. Enter the result of most recent test taken on or before the certification date listed in Section A. Enter (a) arterial blood gas PO ₂ and/or (b) oxygen saturation test; (c) date of test.	
(1) 2 3	2. Was the test in Question 1 performed (1) with the patient in a chronic stable state as an outpatient, (2) within two days prior to discharge from an inpatient facility to home, or (3) under other circumstances?	
(1) 2 3	3. Circle the one number for the condition of the test in Question 1: (1) At Rest; (2) During Exercise; (3) During Sleep	
(Y) N D	4. If you are ordering portable oxygen, is the patient mobile within the home? If you are not ordering portable oxygen, circle D.	
____ LPM	5. Enter the highest oxygen flow rate ordered for this patient in liters per minute. If less than 1 LPM, enter a "X".	
a) ____ mm Hg b) ____ % c) ____/____/____	6. If greater than 4 LPM is prescribed, enter results of most recent test taken on 4 LPM. This may be an (a) arterial blood gas PO ₂ and/or (b) oxygen saturation test with patient in a chronic stable state. Enter date of test (c).	
ANSWER QUESTIONS 7-9 ONLY IF PO ₂ = 56-59 OR OXYGEN SATURATION = 89 IN QUESTION 1		
(Y) N	7. Does the patient have dependent edema due to congestive heart failure?	
Y (N)	8. Does the patient have cor pulmonale or pulmonary hypertension documented by P pulmonale on an EKG or by an echocardiogram, gated blood pool scan or direct pulmonary artery pressure measurement?	
(Y) N	9. Does the patient have a hematocrit greater than 56%?	
NAME OF PERSON ANSWERING SECTION B QUESTIONS, IF OTHER THAN PHYSICIAN (Please Print): NAME: _____ TITLE: _____ EMPLOYER: _____		
SECTION C Narrative Description of Equipment and Cost		
(1) Narrative description of all items, accessories and options ordered; (2) Supplier's charge and (3) Medicare Fee Schedule Allowance for each item, accessory and option. (See instructions on back.)		
SECTION D Physician Attestation and Signature/Date		
I certify that I am the treating physician identified in Section A of this form. I have received Sections A, B and C of the Certificate of Medical Necessity (including charges for items ordered). Any statement on my letterhead attached hereto, has been reviewed and signed by me. I certify that the medical necessity information in Section B is true, accurate and complete, to the best of my knowledge, and I understand that any falsification, omission, or concealment of material fact in that section may subject me to civil or criminal liability.		
PHYSICIAN'S SIGNATURE _____ DATE ____/____/____		

3.1.8 Example 8 - Wheelchair

Patient is the same person as the Subscriber. Claim is submitted by provider directly and the Payer is Medicare DMERC.

SUBSCRIBER/PATIENT: James Smith
ADDRESS: 12 Main Street, Frankfort, IN 46209
SEX: M
DOB: 10/23/1920
HIC#: 987-65-4321A

DESTINATION PAYER: DMERC Carrier
PAYOR ADDRESS: 926 W Angel Rd, Richmond, IN 46236
EDI #: 99999

BILLING PROVIDER/SENDER: XYZ Wheelchairs Inc
ADDRESS: 1440 North Street, Lafayette, IN 47904
TIN: 123567989
EDI #: ABC55
NPI#: 7778889999
DMERC Provider #: 0426960001
CONTACT PERSON AND PHONE NUMBER: Jane Doe, 222-555-1111
EMAIL: HELPDESK@WHEELCHAIR.COM

ORDERING PROVIDER: Dr. Randall Wilson
ADDRESS: 1226 West Railroad St, Lafayette, IN 47905
NPI#: 1111155555
UPIN#: M12345
CONTACT PERSON AND PHONE NUMBER: Lee, 765-297-7999

PATIENT ACCOUNT NUMBER: SMI123
CASE: Paralysis & CVA

SERVICE: DOS=03/21/05 POS=Home
SERVICES: Standard wheelchair rental for \$75.00

SEG#	LOOP SEGMENT/ELEMENT STRING
1	HEADER ST TRANSACTION SET HEADER ST*837*112233*005010X222A2~

SEG#	LOOP SEGMENT/ELEMENT STRING
2	BHT BEGINNING OF HIERARCHICAL TRANSACTION BHT*0019*00*16*20050326*1036*CH~
3	1000A SUBMITTER NM1 SUBMITTER NM1*41*2*XYZ WHEELCHAIRS INC*****46*ABC55~
4	PER SUBMITTER EDI CONTACT INFORMATION PER*IC*JANE*TE*2225551111~
5	1000B RECEIVER NM1 RECEIVER NAME NM1*40*2*DMERC CARRIER*****46*99999~
6	2000A BILLING PROVIDER HL LOOP HL - BILLING PROVIDER HL*1**20*1~
7	2010AA BILLING PROVIDER NM1 BILLING PROVIDER NAME NM1*85*2*XYZ WHEELCHAIR INC*****XX*7778889999~
8	N3 BILLING PROVIDER ADDRESS N3*1440 NORTH STREET~
9	N4 BILLING PROVIDER LOCATION N4*LAFAYETTE*IN*47904~
10	REF BILLING PROVIDER TAX IDENTIFIER REF*EI*123567989~
11	REF BILLING PROVIDER SECONDARY IDENTIFIER REF*G2*0426960001~
12	2000B SUBSCRIBER HL LOOP HL - SUBSCRIBER HL*2*1*22*0~
13	SBR SUBSCRIBER INFORMATION SBR*P*18*****MB~

SEG#	LOOP SEGMENT/ELEMENT STRING
14	PAT PATIENT INFORMATION PAT*****01*155~
15	2010BA SUBSCRIBER NM1 SUBSCRIBER NAME NM1*IL*1*SMITH*JAMES****MI*987654321A~
16	N3 SUBSCRIBER ADDRESS N3*12 MAIN ST~
17	N4 SUBSCRIBER CITY N4*FRANKFORT*IN*46209~
18	DMG SUBSCRIBER DEMOGRAPHIC INFORMATION DMG*D8*19201023*M~
19	2010BB SUBSCRIBER / PAYER NM1 PAYER NAME NM1*PR*2*DMERC CARRIER*****PI*99999~
20	2300 CLAIM CLM CLAIM LEVEL INFORMATION CLM*SMI123*75***12:B:1*Y*A*Y*Y~
21	HI HEALTH CARE DIAGNOSIS CODES HI*BK:436*BF:3449~
22	2400 SERVICE LINE LX SERVICE LINE COUNTER LX*1~
23	SV1 PROFESSIONAL SERVICE SV1*HC:K0001:RR:KH:BR*75*UN*1***1:2~
24	PWK CLAIM SUPPLEMENTAL INFORMATION PWK*CT*AD~
25	CR3 DURABLE MEDICAL EQUIPMENT CERTIFICATION CR3*I*MO*99~

SEG#	LOOP SEGMENT/ELEMENT STRING
26	DTP SERVICE DATE DTP*472*RD8*20050321-20050321~
27	DTP BEGIN THERAPY DATE DTP*463*D8*20040321~
28	DTP LAST CERTIFICATION DATE DTP*461*D8*20050321~
29	MEA TEST RESULT MEA*TR*HT*70~
30	2420E ORDERING PROVIDER NM1 ORDERING PROVIDER NAME NM1*DK*1*WILSON*RANDALL****XX*111115555~
31	N3 ORDERING PROVIDER ADDRESS N3*1226 WEST RAILROAD STREET~
32	N4 ORDERING PROVIDER CITY/STATE/ZIP CODE N4*LAFAYETTE*IN*47905~
33	REF ORDERING PROVIDER INFORMATION REF*1G*M12345~
34	PER ORDERING PROVIDER CONTACT INFORMATION PER*IC*LEE*TE*7659259999~
35	2440 FORM IDENTIFICATION CODE LQ FORM IDENTIFICATION CODE LQ*UT*02.03B~
36	FRM SUPPORTING DOCUMENTATION FRM*1*Y~
37	FRM SUPPORTING DOCUMENTATION FRM*2*N~
38	FRM SUPPORTING DOCUMENTATION FRM*3*N~

SEG#	LOOP SEGMENT/ELEMENT STRING
39	FRM SUPPORTING DOCUMENTATION FRM*4*N~
40	FRM SUPPORTING DOCUMENTATION FRM*5*8~
41	FRM SUPPORTING DOCUMENTATION FRM*8*N~
42	FRM SUPPORTING DOCUMENTATION FRM*9*Y~
43	TRAILER SE TRANSACTION SET TRAILER SE*43*112233~

Complete Data String:

ST*837*112233*005010X222A2~BHT*0019*00*16*20050326*1036*CH~N
M1*41*2*XYZ WHEELCHAIRS INC*****46*ABC55~PER*IC*JANE*TE*2225
551111~NM1*40*2*DMERC CARRIER*****46*99999~HL*1**20*1~NM1*85
*2*XYZ WHEELCHAIR INC*****XX*7778889999~N3*1440 NORTH STREET
~N4*LAFAYETTE*IN*47904~REF*EI*123567989~REF*G2*0426960001~HL
*2*1*22*0~SBR*P*18*****MB~PAT*****01*155~NM1*IL*1*SMITH*
JAMES****MI*987654321A~N3*12 MAIN ST~N4*FRANKFORT*IN*46209~D
MG*D8*19201023*M~NM1*PR*2*DMERC CARRIER*****PI*99999~CLM*SMI
123*75***12:B:1*Y*A*Y*Y~HI*BK:436*BF:3449~LX*1~SV1*HC:K0001:
RR:KH:BR*75*UN*1***1:2~PWK*CT*AD~CR3*I*MO*99~DTP*472*RD8*200
50321-20050321~DTP*463*D8*20040321~DTP*461*D8*20050321~MEA*T
R*HT*70~NM1*DK*1*WILSON*RANDALL****XX*1111155555~N3*1226 WES
T RAILROAD STREET~N4*LAFAYETTE*IN*47905~REF*1G*M12345~PER*IC
*LEE*TE*7659259999~LQ*UT*02.03B~FRM*1*Y~FRM*2*N~FRM*3*N~FRM*
4*N~FRM*5*8~FRM*8*N~FRM*9*Y~SE*43*112233~

DMERC 02.03BCMS-844 (05/97)

3.1.9 Example 9 - Anesthesia

Patient is the same as the subscriber. Payer is Medicare. Encounter is billed directly to Medicare.

SUBSCRIBER/PATIENT: Margaret Jones
ADDRESS: 123 Rainbow Road, Nashville, TN 37232
TELEPHONE: 615-555-1212
SEX: F
DOB: 03/03/1974
EMPLOYER: ACME Inc.
SUBSCRIBER #: 123456789A

SECONDARY COVERAGE

DESTINATION PAYER: ABC Payer
PAYER ADDRESS: P.O. Box 1465, Nashville, TN, 37232
PAYER ORGANIZATION ID: 05440

RECEIVER: ABC Payer
EDI #: 05440

BILLING PROVIDER/SENDER: Provider Medical Group
ADDRESS: 1234 West End Ave, Nashville, TN, 37232
NPI#: 2366554859
TIN: 756473826
EDI #: N305
CONTACT PERSON AND PHONE NUMBER: Nina, 615-555-1212 ext.911

RENDERING PROVIDER: Dr. Jacob E. Townsend/Anesthesiologist
NPI: 5678912345
MEDICARE PROVIDER ID#: 9741234
PLACE OF SERVICE: Provider OP Hospital
PLACE OF SERVICE ADDRESS: 345 Main Drive, Nashville, TN, 37232
PLACE OF SERVICE ID#: 43294867

PATIENT ACCOUNT NUMBER: 543211230
CASE: Laser Eye Surgery.

VISIT: DOS=1/12/2005 POS=Outpatient Hospital
SERVICES: Anesthesia for the Laser Eye Surgery
CHARGES: Anesthesia, 61 minutes = \$827.00

CONCURRENCY: 2 cases
PHYSICAL STATUS: Normal
PATIENT CONTROL #: 153829140
MEDICAL RECORD ID #: 006653794

TOTAL CHARGES: \$827.00

ELECTRONIC ROUTE: Billing Provider (sender) to ABC PAYER direct

SEG#	LOOP SEGMENT/ELEMENT STRING
1	HEADER ST TRANSACTION SET HEADER ST*837*0001*005010X222A2~
2	BHT BEGINNING OF HIERARCHICAL BHT*0019*00*0123*20050117*1023*CH~
3	1000A SUBMITTER NM1 SUBMITTER NM1*41*2*PROVIDER MEDICAL GROUP*****46*N305~
4	PER SUBMITTER EDI CONTACT INFORMATION PER*IC*NINA*TE*6155551212*EX*911~
5	1000B RECEIVER NM1 RECEIVER NAME NM1*40*2*ABC PAYER*****46*05440~
6	2000A BILLING PROVIDER HL LOOP HL - BILLING PROVIDER HL*1**20*1~
7	2010AA BILLING PROVIDER NM1 BILLING PROVIDER NAME NM1*85*2*PROVIDER MEDICAL GROUP*****XX*2366554859~
8	N3 BILLING PROVIDER ADDRESS N3*1234 WEST END AVE~
9	N4 BILLING PROVIDER CITY/STATE/ZIP N4*NASHVILLE*TN*37232~

SEG#	LOOP SEGMENT/ELEMENT STRING
10	REF BILLING PROVIDER TAX IDENTIFICATION REF*EI*756473826~
11	2000B SUBSCRIBER HL LOOP HL - SUBSCRIBER HL*2*1*22*0~
12	SBR SUBSCRIBER INFORMATION SBR*P*18*****MB~
13	2010BA SUBSCRIBER NM1 SUBSCRIBER NAME NM1*IL*1*JONES*MARGARET****MI*123456789A~
14	N3 SUBSCRIBER STREET ADDRESS N3*123 RAINBOW ROAD~
15	N4 SUBSCRIBER CITY/STATE/ZIP N4*NASHVILLE*TN*37232~
16	DMG SUBSCRIBER DEMOGRAPHIC INFORMATION DMG*D8*19740303*F~
17	2010BB SUBSCRIBER / PAYER NM1 PAYER NAME NM1*PR*2*ABC PAYER*****PI*05440~
18	2300 CLAIM CLM CLAIM LEVEL INFORMATION CLM*153829140*827***22>B>1*Y*A*Y*Y~
19	HI HEALTH CARE DIAGNOSIS CODES HI*BK>36616~
20	2310B RENDERING PROVIDER NM1 RENDERING PROVIDER NAME NM1*82*1*TOWNSEND*JACOB*E***XX*5678912345~
21	PRV RENDERING PROVIDER TAXONOMY INFORMATION PRV*PE*ZZ*207L00000X~

SEG#	LOOP SEGMENT/ELEMENT STRING
22	REF RENDERING PROVIDER SECONDARY IDENTIFICATION REF*G2*9741234~
23	2310C SERVICE FACILITY LOCATION NM1 SERVICE FACILITY LOCATION NM1*77*2*PROVIDER OP HOSP*****XX*432198765~
24	N3 SERVICE FACILITY LOCATION N3*345 MAIN DRIVE~
25	N4 SERVICE FACILITY LOCATION CITY/STATE/ZIP N4*NASHVILLE*TN*37232~
26	2400 SERVICE LINE LX SERVICE LINE COUNT LX*1~
27	SV1 PROFESSIONAL SERVICE SV1*HC>00142>QK>QS>P1*827*MJ*61***1~
28	DTP DATE - SERVICE DATE DTP*472*D8*20050112~
29	TRAILER SE TRANSACTION SET TRAILER SE*29*0001~

Complete Data String:

ST*837*0001*005010X222A2~BHT*0019*00*0123*20050117*1023*CH~N
M1*41*2*PROVIDER MEDICAL GROUP*****46*N305~PER*IC*NINA*TE*61
55551212*EX*911~NM1*40*2*ABC PAYER*****46*05440~HL*1**20*1~N
M1*85*2*PROVIDER MEDICAL GROUP*****XX*2366554859~N3*1234 WES
T END AVE~N4*NASHVILLE*TN*37232~REF*EI*756473826~HL*2*1*22*0
~SBR*P*18*****MB~NM1*IL*1*JONES*MARGARET****MI*123456789A~
N3*123 RAINBOW ROAD~N4*NASHVILLE*TN*37232~DMG*D8*19740303*F~
NM1*PR*2*ABC PAYER*****PI*05440~CLM*153829140*827***22>B>1*Y
*A*Y*Y~HI*BK>36616~NM1*82*1*TOWNSEND*JACOB*E***XX*5678912345
~PRV*PE*ZZ*207L00000X~REF*1G*A41234~NM1*77*2*PROVIDER OP HOS
P*****XX*432198765~N3*345 MAIN DRIVE~N4*NASHVILLE*TN*37232~L
X*1~SV1*HC>00142>QK>QS>P1*827*MJ*61***1~DTP*472*D8*20050112~

SE*29*0001~

3.1.10 Example 10 - Drug examples

The examples in this section have been created with a mixture of uppercase and lowercase letters. This demonstrates that this is an acceptable representation.

3.1.10.1 Drug Example 1 - Drug administered in the Physician Office

Example of service in a physician office, which includes the billing for a drug administered in the office.

SUBSCRIBER/PATIENT: Steve R. Vaughn
ADDRESS: 236 Diamond St., Las Vegas, NV 89109
SEX: M
DOB: 5/1/1943
SUBSCRIBER IDENTIFICATION #: MBRID12345
GROUP #: GRP01020102

DESTINATION RECEIVER: XYZ Receiver
ETIN: 369852758

DESTINATION PAYER: R&R Health Plan
NATIONAL PLAN IDENTIFIER: PLANID12345

BILLING PROVIDER/SENDER: Associates in Medicine
ADDRESS: 1313 Las Vegas Blvd., Las Vegas, NV 89109
TIN: 587654321
NATIONAL PROVIDER IDENTIFIER: 1234567893
CONTACT PERSON AND PHONE NUMBER: Bud Holly, (801)726-8899

PAY-TO PROVIDER: Associates in Medicine

RENDERING PROVIDER: Jim Hendrix
NATIONAL PROVIDER IDENTIFIER: 1122333341
TAXONOMY IDENTIFIER: 208D00000X

PATIENT ACCOUNT NUMBER: CLMNO12345

DIAGNOSIS: 0359.1

CASE: The service provided on 7/11/2004 is that the patient received an injection of immune globulin during an office visit. The service is billed with procedure code 90782.

Coding for the drug is accomplished with a HCPCS procedure code of J1550 (injection, gammablobulin, intramuscular, 10 cc). And, the drug is also coded with NDC of 00026-0635-12 (BayGam® SDV, PF 10 ML).

Place of service is an office. Total billed charges are \$103.37. Sales tax is \$3.37.

The primary purpose of this example is to demonstrate how drugs are billed along with services when provided by a physician office. Billing for the drug is found in segments #25-30 below.

SEG#	LOOP SEGMENT/ELEMENT STRING
1	HEADER ST TRANSACTION SET HEADER ST*837*0711*005010X222A2~
2	BHT BEGINNING OF HIERARCHICAL TRANSACTION BHT*0019*00*0013*20040801*1200*CH~
3	1000A SUBMITTER NM1 SUBMITTER NM1*41*2*Associates in Medicine*****46*587654321~
4	PER SUBMITTER EDI CONTACT INFORMATION PER*IC*Bud Holly*TE*8017268899~
5	1000B RECEIVER NM1 RECEIVER NAME NM1*40*2*XYZ Receiver*****46*369852758~
6	2000A BILLING PROVIDER HL LOOP HL - BILLING PROVIDER HL*1**20*1~
7	2010AA BILLING PROVIDER NM1 BILLING PROVIDER NAME NM1*85*2*Associates in Medicine*****XX*587654321~
8	N3 BILLING PROVIDER ADDRESS N3*1313 Las Vegas Boulevard~

SEG#	LOOP SEGMENT/ELEMENT STRING
9	N4 BILLING PROVIDER CITY/STATE/ZIP N4*Las Vegas*NV*89109~
10	REF BILLING PROVIDER SECONDARY IDENTIFICATION REF*EI*587654321~
11	2000B SUBSCRIBER HL LOOP HL - SUBSCRIBER HL*2*1*22*0~
12	SBR SUBSCRIBER INFORMATION SBR*P*18*GRP01020102*****CI~
13	2010BA SUBSCRIBER NM1 SUBSCRIBER NAME NM1*IL*1*Vaughn*Steve*R***MI*MBRID12345~
14	N3 SUBSCRIBER ADDRESS N3*236 Diamond ST~
15	N4 SUBSCRIBER CITY N4*Las Vegas*NV*89109~
16	DMG SUBSCRIBER DEMOGRAPHIC INFORMATION DMG*D8*19430501*M~
17	2010BB SUBSCRIBER / PAYER NM1 PAYER NAME NM1*PR*2*R&R Health Plan*****XY*PLANID12345~
18	2300 CLAIM CLM CLAIM LEVEL INFORMATION CLM*CLMNO12345*103.37***11:B:1*Y*A*Y*Y~
19	HI HEALTH CARE DIAGNOSIS CODE HI*BK:03591~
20	2310B RENDERING PROVIDER NM1 RENDERING PROVIDER NAME NM1*82*1*Hendrix*Jim*****XX*1122333341~

SEG#	LOOP SEGMENT/ELEMENT STRING
21	PRV RENDERING PROVIDER INFORMATION PRV*PE*PXC*208D00000X~
22	2400 SERVICE LINE LX SERVICE LINE COUNTER LX*1~
23	SV1 PROFESSIONAL SERVICE SV1*HC:90782*50*UN*1*11**1~
24	DTP DATE - SERVICE DATE(S) DTP*472*D8*20040711~
25	2400 SERVICE LINE LX*2~
26	SV1 PROFESSIONAL SERVICE SV1*HC:J1550*53.37*UN*1*11**1~
27	DTP DATE - SERVICE DATE(S) DTP*472*D8*20040711~
28	AMT SALE TAX AMOUNT AMT*T*3.37~
29	2410 DRUG IDENTIFICATION LIN DRUG IDENTIFICATION LIN**N4*00026063512~
30	CTP DRUG QUANTITY CTP***10*ML~
31	TRAILER SE TRANSACTION SET TRAILER SE*31*0711~

Complete Data String:

ST*837*0711*005010X222A2~BHT*0019*00*0013*20040801*1200*CH~N
M1*41*2*Associates in Medicine*****46*587654321~PER*IC*Bud H
olly*TE*8017268899~NM1*40*2*XYZ Receiver*****46*369852758~HL
*1**20*1~NM1*85*2*Associates in Medicine*****XX*1234567893~N

3*1313 Las Vegas Boulevard~N4*Las Vegas*NV*89109~REF*EI*5876
54321~HL*2*1*22*0~SBR*P*18*GRP01020102*****CI~NM1*IL*1*Vaug
hn*Steve*R***MI*MBRID12345~N3*236 Diamond ST~N4*Las Vegas*NV
*89109~DMG*D8*19430501*M~NM1*PR*2*R&R Health Plan*****XY*PLA
NID12345~CLM*CLMNO12345*103.37***11:B:1*Y*A*Y*Y~HI*BK:03591~
NM1*82*1*Hendrix*Jim*****XX*1122333341~PRV*PE*PXC*208D00000X~
LX*1~SV1*HC:90782*50*UN*1*11**1~DTP*472*D8*20040711~LX*2~SV1
*HC:J1550*53.37*UN*1*11**1~DTP*472*D8*20040711~AMT*T*3.37~LI
N**N4*00026063512~CTP*****10*ML~SE*31*0711~

3.1.10.2 Drug Example 2 - Home Infusion Therapy Pharmacy (Adjudicated with NDC in Loop 2410)

Example of services from a home infusion therapy pharmacy, which includes the billing for the drugs delivered for administration in the home and where adjudication will be from NDC number provided in Loop 2410.

SUBSCRIBER/PATIENT: Steve A. Smith
ADDRESS: 15210 Juliet Lane, Libertyville, IL 60048
SEX: M
DOB: 5/1/1943
SUBSCRIBER IDENTIFICATION #: MBRID12345
GROUP #: GRP01020102

DESTINATION RECEIVER: XYZ Receiver
ETIN: 369852758

DESTINATION PAYER: R&R Health Plan
NATIONAL PLAN IDENTIFIER: PLANID1234

SUBMITTER: Quality Billing Service Corporation
ETIN: 587654321
CONTACT PERSON AND PHONE NUMBER: Bud Holly, (801)726-8899

BILLING PROVIDER/SENDER: Professional Home IV, LLC
ADDRESS: 1500 Industrial Drive, Libertyville, IL 60048
TIN: 10-1234567
NATIONAL PROVIDER IDENTIFIER: 1234567893
CONTACT PERSON AND PHONE NUMBER: Brenda Holly, (801)999-9999

PAY-TO PROVIDER: Professional Home IV, LLC

ORDERING PROVIDER: Marcus Welby
NATIONAL PROVIDER IDENTIFIER: 1112223338

PATIENT ACCOUNT NUMBER: CLMNO12345

DIAGNOSIS: 465.9

CASE: The service is provided over a date span from 2/1/2004 to 2/7/2004 for prescriptions that the physician prescribed on 1/30/2004.

Provided is ceftriaxone, 2 gm IV, q24h over 7 days for gravity infusion through PICC line to treat an acute upper respiratory infection. 20mls sterile water is the diluent for reconstitution of the ceftriaxone which is compounded into 100ml saline IV mini-bags. Also provided are all administration supplies and the pole necessary for the ceftriaxone infusion. Additionally, provided are all administration supplies, and flushing solutions (sodium chloride and heparin) prepackaged by the manufacturer in pre-filled syringes.

Drug service lines in this example begin after submission of a daily per diem charge of \$200 per day of therapy, coded with HCPCS S9500 in the LX*1 service line. Drugs are precisely coded with NDC numbers, and the HCPCS provided are S5000 and S5001 for a generic drug and brand drug, respectively. The quantity and unit of measure sent for each pair of NDC and HCPCS is the same, and the practice used for infusion therapy claims is to provide a count of containers used, e.g. number of vials, number of bags, etc.

The health plan adjudicates the drug claim using the NDC in the 2410 LIN segment, quantity and unit of measure in the 2410 CTP segment, and charges in the 2400 SV1 segment. For example, in the LX*2 service line, 7 units of ceftriaxone (NDC of 00004-1965-01 which is for Rocephin®) is billed by the provider for total charge amount of \$682.50. We note that as 00004-1965-01 Rocephin comes in a physical container of 2gm vials, this means that the provider's charge per vial of Rocephin is \$97.50.

As S5000 and S5001 are used to map claim translation directly to the NDC coding for adjudication, payers should not reject occurrences of S5000 or S5001 because of overlapping dates.

Service lines LX*2, LX*3 and LX*4 contain the drugs that are elements of the compound. Service lines LX*5 and LX*6 are for non-compounded prescription drugs.

The primary purpose of this example is to demonstrate how drugs are billed along with services when provided by a home infusion therapy pharmacy. Billing for the drugs is found in segments #25-64 below.

SEG#	LOOP SEGMENT/ELEMENT STRING
1	HEADER ST TRANSACTION SET HEADER ST*837*0711*005010X222A2~
2	BHT BEGINNING OF HIERARCHICAL TRANSACTION BHT*0019*00*0013*20040301*1200*CH~
3	1000A SUBMITTER NM1 SUBMITTER NM1*41*2*Quality Billing Service Corporation*****46*587654321~
4	PER SUBMITTER EDI CONTACT INFORMATION PER*IC*Bud Holly*TE*8017268899~
5	1000B RECEIVER NM1 RECEIVER NAME NM1*40*2*XYZ Receiver*****46*369852758~
6	2000A BILLING PROVIDER HL LOOP HL - BILLING PROVIDER HL*1**20*1~
7	2010AA BILLING PROVIDER NM1 BILLING PROVIDER NAME NM1*85*2*Professional Home IV, LLC*****XX*1234567893~
8	N3 BILLING PROVIDER ADDRESS N3*1500 Industrial Drive~
9	N4 BILLING PROVIDER CITY N4*Libertyville*IL*60048~
10	REF BILLING PROVIDER SECONDARY IDENTIFICATION REF*EI*10-1234567~

SEG#	LOOP SEGMENT/ELEMENT STRING
11	PER BILLING PROVIDER CONTACT INFORMATION PER*IC*Brenda Holly*TE*801999999~
12	2000B SUBSCRIBER HL LOOP HL - SUBSCRIBER HL*2*1*22*0~
13	SBR SUBSCRIBER INFORMATION SBR*P*18*GRP01020102*****CI~
14	2010BA SUBSCRIBER NM1*IL*1*Smith*Steve*A***MI*MBRID01234~
15	N3 SUBSCRIBER ADDRESS N3*15210 Juliet Lane~
16	N4 SUBSCRIBER CITY N4*Libertyville*IL*60048~
17	DMG SUBSCRIBER DEMOGRAPHIC INFORMATION DMG*D8*19430501*M~
18	2010BB SUBSCRIBER / PAYER NM1 PAYER NAME NM1*PR*2*R&R Health Plan*****XY*PLANID12345~
19	2300 CLAIM CLM CLAIM LEVEL INFORMATION CLM*CLMNO12345*2232.93***12:B:1*Y*A*Y*Y~
20	HI HEALTH CARE DIAGNOSIS CODE HI*BK:4659~
21	2400 SERVICE LINE LX SERVICE LINE COUNTER LX*1~
22	SV1 PROFESSIONAL SERVICE SV1*HC:S9500*1400.00*UN*7*12**1~

SEG#	LOOP SEGMENT/ELEMENT STRING
23	DTP DATE - SERVICE DATE(S) DTP*472*RD8*20040201-20040207~
24	2420E ORDERING PROVIDER NAME NM1 ORDERING PROVIDER NAME NM1*DK*1*Welby*Marcus****XX*1112223338~
25	2400 SERVICE LINE LX*2~
26	SV1 PROFESSIONAL SERVICE SV1*HC:S5001*682.50*UN*7*12**1~
27	DTP DATE - SERVICE DATE(S) DTP*472*RD8*20040201-20040207~
28	DTP DATE - PRESCRIPTION DATE DTP*471*D8*20040130~
29	2410 DRUG IDENTIFICATION LIN DRUG IDENTIFICATION LIN**N4*00004196501~
30	CTP DRUG QUANTITY CTP****7*UN~
31	REF PRESCRIPTION NUMBER REF*XZ*2530001~
32	2420E ORDERING PROVIDER NAME NM1 ORDERING PROVIDER NAME NM1*DK*1*Welby*Marcus****XX*1112223338~
33	2400 SERVICE LINE COUNTER LX*3~
34	SV1 PROFESSIONAL SERVICE SV1*HC:S5000*15.12*UN*14*12**1~
35	DTP DATE - SERVICE DATE(S) DTP*472*RD8*20040201-20040207~

SEG#	LOOP SEGMENT/ELEMENT STRING
36	DTP DATE – PRESCRIPTION DATE DTP*471*D8*20040130~
37	2410 DRUG IDENTIFICATION LIN DRUG IDENTIFICATION LIN**N4*63323024910~
38	CTP DRUG QUANTITY CTP****14*UN~
39	REF PRESCRIPTION NUMBER REF*XZ*2530001~
40	2420E ORDERING PROVIDER NAME NM1 ORDERING PROVIDER NAME NM1*DK*1*Welby*Marcus****XX*1112223338~
41	2400 SERVICE LINE COUNTER LX*4~
42	SV1 PROFESSIONAL SERVICE SV1*HC:S5000*67.69*UN*7*12**1~
43	DTP DATE - SERVICE DATE(S) DTP*472*RD8*20040201-20040207~
44	DTP DATE – PRESCRIPTION DATE DTP*471*D8*20040130~
45	2410 DRUG IDENTIFICATION LIN DRUG IDENTIFICATION LIN**N4*00338004938~
46	CTP DRUG QUANTITY CTP****7*UN~
47	REF PRESCRIPTION NUMBER REF*XZ*2530001~

SEG#	LOOP SEGMENT/ELEMENT STRING
48	2420E ORDERING PROVIDER NAME NM1 ORDERING PROVIDER NAME NM1*DK*1*Welby*Marcus****XX*1112223338~
49	2400 SERVICE LINE COUNTER LX*5~
50	SV1 PROFESSIONAL SERVICE SV1*HC:S5000*57.12*UN*14*12**1~
51	DTP DATE - SERVICE DATE(S) DTP*472*RD8*20040201-20040207~
52	DTP DATE – PRESCRIPTION DATE DTP*471*D8*20040130~
53	2410 DRUG IDENTIFICATION LIN DRUG IDENTIFICATION LIN**N4*08290033010~
54	CTP DRUG QUANTITY CTP****14*UN~
55	REF PRESCRIPTION NUMBER REF*XZ*2530002~
56	2420E ORDERING PROVIDER NAME NM1 ORDERING PROVIDER NAME NM1*DK*1*Welby*Marcus****XX*1112223338~
57	2400 SERVICE LINE COUNTER LX*6~
58	SV1 PROFESSIONAL SERVICE SV1*HC:S5000*10.50*UN*7*12**1~
59	DTP DATE - SERVICE DATE(S) DTP*472*RD8*20040201-20040207~
60	DTP DATE – PRESCRIPTION DATE DTP*471*D8*20040130~

SEG#	LOOP SEGMENT/ELEMENT STRING
61	2410 DRUG IDENTIFICATION LIN DRUG IDENTIFICATION LIN**N4*08290038005~
62	CTP DRUG QUANTITY CTP****7*UN~
63	REF PRESCRIPTION NUMBER REF*XZ*2530003~
64	2420E ORDERING PROVIDER NAME NM1 ORDERING PROVIDER NAME NM1*DK*1*Welby*Marcus****XX*1112223338~
65	TRAILER SE TRANSACTION SET TRAILER SE*65*0711~

Complete Data String:

ST*837*0711*005010X222A2~BHT*0019*00*0013*20040301*1200*CH~NM1*41*2*Quality Billing Service Corporation*****46*587654321~PER*IC*Bud Holly*TE*8017268899~NM1*40*2*XYZ Receiver*****46*369852758~HL*1**20*1~NM1*85*2*Professional Home IV, LLC****XX*1234567893~N3*1500 Industrial Drive~N4*Libertyville*IL*60048~REF*EI*10-1234567~PER*IC*Brenda Holly*TE*8019999999~HL*2*1*22*0~SBR*P*18*GRP01020102*****CI~NM1*IL*1*Smith*Steve*A***MI*MBRID01234~N3*15210 Juliet Lane~N4*Libertyville*IL*60048~DMG*D8*19430501*M~NM1*PR*2*R&R Health Plan*****XY*PLANID12345~CLM*CLMN012345*2232.93***12:B:1*Y*A*Y*Y~HI*BK:4659~LX*1~SV1*HC:S9500*1400.00*UN*7*12**1~DTP*472*RD8*20040201-20040207~NM1*DK*1*Welby*Marcus****XX*1112223338~LX*2~SV1*HC:S5001*682.50*UN*7*12**1~DTP*472*RD8*20040201-20040207~DTP*471*D8*20040130~LIN**N4*00004196501~CTP****7*UN~REF*XZ*2530001~NM1*DK*1*Welby*Marcus****XX*1112223338~LX*3~SV1*HC:S5000*15.12*UN*14*12**1~DTP*472*RD8*20040201-20040207~DTP*471*D8*20040130~LIN**N4*63323024910~CTP****14*UN~REF*XZ*2530001~NM1*DK*1*Welby*Marcus****XX*1112223338~LX*4~SV1*HC:S5000*67.69*UN*7*12**1~DTP*472*RD8*20040201-20040207~DTP*471*D8*20040130~LIN**N4*00338004938~CTP****7*UN~REF*XZ*2530001~NM1*DK*1*Welby*Marcus

***XX*1112223338~LX*5~SV1*HC:S5000*57.12*UN*14*12**1~DTP*47
2*RD8*20040201-20040207~DTP*471*D8*20040130~LIN**N4*08290033
010~CTP***14*UN~REF*XZ*2530002~NM1*DK*1*Welby*Marcus***XX*
1112223338~LX*6~SV1*HC:S5000*10.50*UN*7*12**1~DTP*472*RD8*20
040201-20040207~DTP*471*D8*20040130~LIN**N4*08290038005~CTP*
7*UN~REF*XZ*2530003~NM1*DK*1*Welby*MarcusXX*111222333
8~SE*65*0711~

3.1.10.3 Drug Example 3 - Home Infusion Therapy Pharmacy (Adjudicated with HCPCS in Loop 2400 or NDC in Loop 2410)

Example of services from a home infusion therapy pharmacy, which includes the billing for the drugs delivered for administration in the home and where adjudication may be from either HCPCS code found in SV1 or NDC number provided in Loop 2410.

SUBSCRIBER/PATIENT: Steve A. Smith
ADDRESS: 15210 Juliet Lane, Libertyville, IL 60048
SEX: M
DOB: 5/1/1943
SUBSCRIBER IDENTIFICATION #: MBRID12345
GROUP #: GRP01020102

DESTINATION RECEIVER: XYZ Receiver
ETIN: 369852758

DESTINATION PAYER: R&R Health Plan
NATIONAL PLAN IDENTIFIER: PLANID12345

SUBMITTER: Quality Billing Service Corporation
ETIN: 587654321
CONTACT PERSON AND PHONE NUMBER: Bud Holly, (801) 726-8899

BILLING PROVIDER/SENDER: Professional Home IV, LLC
ADDRESS: 1500 Industrial Drive, Libertyville, IL 60048
TIN: 10-1234567
NATIONAL PROVIDER IDENTIFIER: 1234567893
CONTACT PERSON AND PHONE NUMBER: Brenda Holly, (801) 999-9999

PAY-TO PROVIDER: Professional Home IV, LLC

ORDERING PROVIDER: Marcus Welby

NATIONAL PROVIDER IDENTIFIER: 1112223338

PATIENT ACCOUNT NUMBER: CLM012345

DIAGNOSIS: 465.9

CASE: The service is provided over a date span from 2/1/2004 to 2/7/2004 for prescriptions that the physician prescribed on 1/30/2004.

Provided is ceftriaxone, 2 gm IV, q24h over 7 days for gravity infusion through PICC line to treat an acute upper respiratory infection. 20mls sterile water is the diluent for reconstitution of the ceftriaxone which is compounded into 100ml saline IV mini-bags. Also provided are all administration supplies and the pole necessary for the ceftriaxone infusion. Additionally, provided are all administration supplies, and flushing solutions (sodium chloride and heparin) prepackaged by the manufacturer in pre-filled syringes.

Drug service lines in this example begin after submission of a daily per diem charge of \$200 per day of therapy, coded with HCPCS S9500 in the LX*1 service line.

The drugs are coded with HCPCS j-codes and with NDC numbers. The quantity of units for each pair of HCPCS j-code and NDC is not always the same. In HCPCS drug coding, the billed units of measure is described in the specific code description. For NDC coding in home infusion therapy claims, the billed units equal the containers used, e.g. number of vials, number of bags, etc.:

- If the health plan is to adjudicate the drug claim using the provided HCPCS drug code (such as J0696 in LX*2), the plan obtains the charges, unit of measure and quantity billed for the HCPCS drug code from the SV1 segment. While the provider has sent the information of loop 2410, the plan may or may not use it for other purposes.
- However, if the health plan adjudicates the drug claim using loop 2410 information, this means the plan uses charges submitted in SV102 while quantity and unit of measure are obtained from CTP04 and CTP05. While the unit of measure and quantity in SV103 and SV104 are to reflect the units appropriate for the HCPCS drug code description, the plan is not using them for adjudication.
- For example, in the LX*2 service line, 56 HCPCS units of ceftriaxone (HCPCS code of J0696) is billed by the provider for total charge amount of \$682.50. Equivalently, the provider is billing 7 units of ceftriaxone (NDC number 00004-1965-01 for Rocephin®). As 00004-1965-01 Rocephin comes in a physical container of 2gm vials, this means that the provider's charge per vial of Rocephin is \$97.50. As the HCPCS description for J0696 is "injection, ceftriaxone sodium, per 250 mg", 8 units of J0696 is equivalent to 1 unit of 00004-1965-01 ceftriaxone 2gm vial.

- As another example, in LX*3 we state much more briefly that billed are 14 vials of sterile water, NDC 63323-0249-10. As each vial contains 10mls of sterile water, 28 units of HCPCS J7051 are billed since the HCPCS description is "sterile saline or water, up to 5 cc". Note: If there had existed a HCPCS drug code for 10mls of sterile water, say code JXXXX for "sterile water, 10 cc", then the solution for LX*3 in the complete example that follows would have instead been:

```
LX*3~  
SV1*HC:JXXXX*15.12*UN*14*12**1~  
DTP*472*RD8*20040201-20040207~  
DTP*471*D8*20040130~  
LIN**N4*63323024910~  
CTP****14*UN~  
REF*XZ*2530001~  
NM1*DK*1*Welby*Marcus****XX*1112223338~
```

- For certain service lines, the HCPCS code submitted is J3490 "unclassified drugs" because there is a lack of clarity as to which of multiple available HCPCS j-codes are to be selected from. As therefore there are multiple occurrences of J3490, payers should not reject occurrences of J3490 because of overlapping dates.
- When J3490 is used (see service lines LX*4, LX*5, and LX*6), specification of amount charged, quantity billed, unit of measure, NDC number and prescription number is similar to the solution provided in the previous example where HCPCS S5000 and S5001 were used in service lines LX*2 through LX*6.
- Service lines LX*2, LX*3 and LX*4 contain the prescription drugs that are elements of the compound. Service lines LX*5 and LX*6 are for non-compounded prescription drugs.

Service lines LX*2, LX*3 and LX*4 contain the drugs that are elements of the compound. Service lines LX*5 and LX*6 are for non-compounded prescription drugs.

The primary purpose of this example is to demonstrate how drugs are billed along with services when provided by a home infusion therapy pharmacy. Billing for the drugs is found in segments #25-64 below.

SEG#	LOOP SEGMENT/ELEMENT STRING
1	HEADER ST TRANSACTION SET HEADER ST*837*0711*005010X222A2~

SEG#	LOOP SEGMENT/ELEMENT STRING
2	BHT BEGINNING OF HIERARCHICAL TRANSACTION BHT*0019*00*0013*20040301*1200*CH~
3	1000A SUBMITTER NM1 SUBMITTER NM1*41*2*Quality Billing Service Corporation*****46*587654321~
4	PER SUBMITTER EDI CONTACT INFORMATION PER*IC*Bud Holly*TE*8017268899~
5	1000B RECEIVER NM1 RECEIVER NAME NM1*40*2*XYZ Receiver*****46*369852758~
6	2000A BILLING PROVIDER HL LOOP HL - BILLING PROVIDER HL*1**20*1~
7	2010AA BILLING PROVIDER NM1 BILLING PROVIDER NAME NM1*85*2*Professional Home IV, LLC*****XX*1234567893~
8	N3 BILLING PROVIDER ADDRESS N3*1500 Industrial Drive~
9	N4 BILLING PROVIDER CITY N4*Libertyville*IL*60048~
10	REF BILLING PROVIDER SECONDARY IDENTIFICATION REF*EI*10-1234567~
11	PER BILLING PROVIDER CONTACT INFORMATION PER*IC*Brenda Holly*TE*8019999999~
12	2000B SUBSCRIBER HL LOOP HL - SUBSCRIBER HL*2*1*22*0~
13	SBR SUBSCRIBER INFORMATION SBR*P*18*GRP01020102*****CI~

SEG#	LOOP SEGMENT/ELEMENT STRING
14	2010BA SUBSCRIBER NM1*IL*1*Smith*Steve*A***MI*MBRID01234~
15	N3 SUBSCRIBER ADDRESS N3*15210 Juliet Lane~
16	N4 SUBSCRIBER CITY N4*Libertyville*IL*60048~
17	DMG SUBSCRIBER DEMOGRAPHIC INFORMATION DMG*D8*19430501*M~
18	2010BB SUBSCRIBER / PAYER NM1 PAYER NAME NM1*PR*2*R&R Health Plan*****XY*PLANID12345~
19	2300 CLAIM CLM CLAIM LEVEL INFORMATION CLM*CLMNO12345*2232.93***12:B:1*Y*A*Y*Y~
20	HI HEALTH CARE DIAGNOSIS CODE HI*BK:4659~
21	2400 SERVICE LINE LX SERVICE LINE COUNTER LX*1~
22	SV1 PROFESSIONAL SERVICE SV1*HC:S9500*1400.00*UN*7*12**1~
23	DTP DATE - SERVICE DATE(S) DTP*472*RD8*20040201-20040207~
24	2420E ORDERING PROVIDER NAME NM1 ORDERING PROVIDER NAME NM1*DK*1*Welby*Marcus****XX*1112223338~
25	2400 SERVICE LINE LX*2~

SEG#	LOOP SEGMENT/ELEMENT STRING
26	SV1 PROFESSIONAL SERVICE SV1*HC:J0696*682.50*UN*56*12**1~
27	DTP DATE - SERVICE DATE(S) DTP*472*RD8*20040201-20040207~
28	DTP DATE – PRESCRIPTION DATE DTP*471*D8*20040130~
29	2410 DRUG IDENTIFICATION LIN DRUG IDENTIFICATION LIN**N4*00004196501~
30	CTP DRUG QUANTITY CTP****7*UN~
31	REF PRESCRIPTION NUMBER REF*XZ*2530001~
32	2420E ORDERING PROVIDER NAME NM1 ORDERING PROVIDER NAME NM1*DK*1*Welby*Marcus****XX*1112223338~
33	2400 SERVICE LINE LX SERVICE LINE COUNTER LX*3~
34	SV1 PROFESSIONAL SERVICE SV1*HC:J7051*15.12*UN*28*12**1~
35	DTP DATE - SERVICE DATE(S) DTP*472*RD8*20040201-20040207~
36	DTP DATE – PRESCRIPTION DATE DTP*471*D8*20040130~
37	2410 DRUG IDENTIFICATION LIN DRUG IDENTIFICATION LIN**N4*63323024910~

SEG#	LOOP SEGMENT/ELEMENT STRING
38	CTP DRUG QUANTITY CTP****14*UN~
39	REF PRESCRIPTION NUMBER REF*XZ*2530001~
40	2420E ORDERING PROVIDER NAME NM1 ORDERING PROVIDER NAME NM1*DK*1*Welby*Marcus****XX*1112223338~
41	2400 SERVICE LINE LX SERVICE LINE COUNTER LX*4~
42	SV1 PROFESSIONAL SERVICE SV1*HC:J3490:::::Sod Chl 0.9% see NDC#*67.69*UN*7*12**1~
43	DTP DATE - SERVICE DATE(S) DTP*472*RD8*20040201-20040207~
44	DTP DATE – PRESCRIPTION DATE DTP*471*D8*20040130~
45	2410 DRUG IDENTIFICATION LIN DRUG IDENTIFICATION LIN**N4*00338004938~
46	CTP DRUG QUANTITY CTP****7*UN~
47	REF PRESCRIPTION NUMBER REF*XZ*2530001~
48	2420E ORDERING PROVIDER NAME NM1 ORDERING PROVIDER NAME NM1*DK*1*Welby*Marcus****XX*1112223338~
49	2400 SERVICE LINE LX SERVICE LINE COUNTER LX*5~

SEG#	LOOP SEGMENT/ELEMENT STRING
50	SV1 PROFESSIONAL SERVICE SV1*HC:J3490:::::Sod Chl 0.9% see NDC#*57.12*UN*14*12**1~
51	DTP DATE - SERVICE DATE(S) DTP*472*RD8*20040201-20040207~
52	DTP DATE – PRESCRIPTION DATE DTP*471*D8*20040130~
53	2410 DRUG IDENTIFICATION LIN DRUG IDENTIFICATION LIN**N4*08290033010~
54	CTP DRUG QUANTITY CTP***14*UN~
55	REF PRESCRIPTION NUMBER REF*XZ*2530002~
56	2420E ORDERING PROVIDER NAME NM1 ORDERING PROVIDER NAME NM1*DK*1*Welby*Marcus****XX*1112223338~
57	2400 SERVICE LINE LX SERVICE LINE COUNTER LX*6~
58	SV1 PROFESSIONAL SERVICE SV1*HC:J3490:::::Hep Lock see NDC#*10.50*UN*7*12**1~
59	DTP DATE - SERVICE DATE(S) DTP*472*RD8*20040201-20040207~
60	DTP DATE – PRESCRIPTION DATE DTP*471*D8*20040130~
61	2410 DRUG IDENTIFICATION LIN DRUG IDENTIFICATION LIN**N4*08290038005~

SEG#	LOOP SEGMENT/ELEMENT STRING
62	CTP DRUG QUANTITY CTP****7*UN~
63	REF PRESCRIPTION NUMBER REF*XZ*2530003~
64	2420E ORDERING PROVIDER NAME NM1 ORDERING PROVIDER NAME NM1*DK*1*Welby*Marcus****XX*1112223338~
65	TRAILER SE TRANSACTION SET TRAILER SE*65*0711~

Complete Data String:

ST*837*0711*005010X222A2~BHT*0019*00*0013*20040301*1200*CH~N
M1*41*2*Quality Billing Service Corporation*****46*587654321
~PER*IC*Bud Holly*TE*8017268899~NM1*40*2*XYZ Receiver*****46
*369852758~HL*1**20*1~NM1*85*2*Professional Home IV, LLC****
*XX*1234567893~N3*1500 Industrial Drive~N4*Libertyville*IL*6
0048~REF*EI*10-1234567~PER*IC*Brenda Holly*TE*8019999999~HL*
2*1*22*0~SBR*P*18*GRP01020102*****CI~NM1*IL*1*Smith*Steve*A
***MI*MBRID01234~N3*15210 Juliet Lane~N4*Libertyville*IL*600
48~DMG*D8*19430501*M~NM1*PR*2*R&R Health Plan*****XY*PLANID1
2345~CLM*CLMN012345*2232.93***12:B:1*Y*A*Y*Y~HI*BK:4659~LX*1
~SV1*HC:S9500*1400.00*UN*7*12**1~DTP*472*RD8*20040201-200402
07~NM1*DK*1*Welby*Marcus****XX*1112223338~LX*2~SV1*HC:J0696*
682.50*UN*56*12**1~DTP*472*RD8*20040201-20040207~DTP*471*D8*
20040130~LIN**N4*00004196501~CTP****7*UN~REF*XZ*2530001~NM1*
DK*1*Welby*Marcus****XX*1112223338~LX*3~SV1*HC:J7051*15.12*U
N*28*12**1~DTP*472*RD8*20040201-20040207~DTP*471*D8*20040130
~LIN**N4*63323024910~CTP****14*UN~REF*XZ*2530001~NM1*DK*1*We
lby*Marcus****XX*1112223338~LX*4~SV1*HC:J3490::::Sod Chl 0.
9%see NDC#*67.69*UN*7*12**1~DTP*472*RD8*20040201-20040207~DT
P*471*D8*20040130~LIN**N4*00338004938~CTP****7*UN~REF*XZ*253
0001~NM1*DK*1*Welby*Marcus****XX*1112223338~LX*5~SV1*HC:J349
0::::Sod Chl 0.9% see NDC#*57.12*UN*14*12**1~DTP*472*RD8*20
040201-20040207~DTP*471*D8*20040130~LIN**N4*08290033010~CTP*

14*UN~REF*XZ*2530002~NM1*DK*1*Welby*Marcus*XX*11122233
38~LX*6~SV1*HC:J3490::::Hep Lock see NDC#*10.50*UN*7*12**1~
DTP*472*RD8*20040201-20040207~DTP*471*D8*20040130~LIN**N4*08
290038005~CTP****7*UN~REF*XZ*2530003~NM1*DK*1*Welby*Marcus**
**XX*1112223338~SE*65*0711~

3.1.11 Example 11 - PPO Repriced Claim

Repriced claim being transmitted from a Regional PPO (Preferred Provider Organization) to a commercial health insurance company. The patient is the same person as the subscriber. In this situation, the provider has sent the claim to a clearinghouse, which then forwarded the claim to the repricer; the claim has been repriced and is now being forwarded to the appropriate payer for payment.

SUBSCRIBER/PATIENT: Diamond D. Ring,
ADDRESS: 123 Example Drive, Indianapolis, IN 462290000
SEX: F
DATE OF BIRTH: 12/29/1940
EMPLOYER: COMPANY, INC.
GROUP NUMBER: 123XYZ
MEMBER ID: 00124A089
PATIENT ACCOUNT NUMBER: ABC123-RI

SUBMITTER: Regional PPO Network
SUBMITTER ID: 123456789

RECEIVER: Extra Healthy Insurance
RECEIVER ID: 112244

DESTINATION PAYER: Extra Healthy Insurance
PAYER ID NUMBER: 12345

BILLING PROVIDER: HAPPY DOCTORS GROUP PRACTICE
ADDRESS: P O BOX 123, Fort Wayne, IN 462540000
NATIONAL PROVIDER ID (NPI): 1234567890
TAX IDENTIFICATION NUMBER (TIN): 555-51-2345

REFERRING PROVIDER: John Doe
NATIONAL PROVIDER ID (NPI): 9988776655

RENDERING PROVIDER: Susan B. Anthony
NATIONAL PROVIDER ID (NPI): 1122334455

TOTAL CLAIM CHARGES: \$28.75
TOTAL CLAIM REPRICED AMOUNT: \$26.75
TOTAL CLAIM SAVINGS AMOUNT: \$2.00

SERVICE LINE 1 REPRICING INFORMATION:

TOTAL SERVICE LINE CHARGES: \$25.00
TOTAL REPRICED AMOUNT: \$23.75
SAVINGS AMOUNT: \$1.25
TIN FOR THE REPRICING ORGANIZATION: 908231234
DATE OF SERVICE: 05/14/05

SERVICE LINE 2 REPRICING INFORMATION:

TOTAL SERVICE LINE CHARGES: \$3.75
TOTAL REPRICED AMOUNT: \$3
SAVINGS AMOUNT: \$.75
TIN FOR THE REPRICING ORGANIZATION: 908231234
DATE OF SERVICE: 05/14/05

SEG#	LOOP SEGMENT/ELEMENT STRING
1	TRANSACTION SET HEADER ST*837*1002*005010X222A2~
2	BHT BEGINNING OF HIERARCHICAL TRANSACTION BHT*0019*00*1002*20050620*09460000*CH~
3	1000A SUBMITTER NAME NM1 SUBMITTER NAME NM1*41*2*REGIONAL PPO NETWORK*****46*123456789~
4	PER SUBMITTER EDI CONTACT INFORMATION PER*IC*SUBMITTER CONTACT INFO*TE*8001231234~
5	1000B RECEIVER NAME NM1 RECEIVER NAME NM1*40*2*EXTRA HEALTHY INSURANCE*****46*112244~
6	2000A BILLING PROVIDER HL BILLING PROVIDER HIERARCHICAL LEVEL HL*1**20*1~

SEG#	LOOP SEGMENT/ELEMENT STRING
7	2010AA BILLING PROVIDER NAME NM1 BILLING PROVIDER NAME INCLUDING NATIONAL PROVIDER ID NM1*85*2*HAPPY DOCTORS GROUP PRACTICE*****XX*1234567890~
8	N3 BILLING PROVIDER ADDRESS N3*P O BOX 123~
9	N4 BILLING PROVIDER LOCATION N4*FORT WAYNE*IN*462540000~
10	REF BILLING PROVIDER TAX IDENTIFICATION NUMBER REF*EI*555512345~
11	PER BILLING PROVIDER CONTACT INFORMATION PER*IC*SUE BILLINGSWORTH*TE*8881231234~
12	2000B SUBSCRIBER HL LOOP HL SUBSCRIBER HIERARCHICAL LEVEL HL*2*1*22*0~
13	SBR SUBSCRIBER INFORMATION SBR*P*18*123XYZ*****CI~
14	2010BA SUBSCRIBER NAME LOOP NM1 SUBSCRIBER NAME NM1*IL*1*RING*DIAMOND*D***MI*00124A089~
15	N3 SUBSCRIBER ADDRESS N3*123 EXAMPLE DRIVE~
16	N4 SUBSCRIBER LOCATION N4*INDIANAPOLIS*IN*462290000~
17	DMG SUBSCRIBER DEMOGRAPHIC INFORMATION DMG*D8*19401229*F~
18	2010BB - PAYER NAME LOOP NM1 PAYER NAME NM1*PR*2*EXTRA HEALTHY INSURANCE*****PI*12345~

SEG#	LOOP SEGMENT/ELEMENT STRING
19	2300 CLAIM INFORMATION CLM CLAIM LEVEL INFORMATION CLM*ABC123-RI*28.75***11>B>1*Y*A*Y*Y*P~
20	REF REPRICED CLAIM NUMBER REF*9A*0902352342~
21	REF CLEARING HOUSE CLAIM NUMBER (ASSIGNED BY THE CLEARING HOUSE WHEN TRANSMITTING TO THE REPRICER) REF*D9*061505501749388~
22	HI HEALTH CARE DIAGNOSIS CODES HI*BK>496*BF>25000~
23	HCP HEALTH CARE PRICING - REPRICING INFORMATION HCP*03*26.75*2*908231234~
24	2310A REFERRING PROVIDER NM1 REFERRING PROVIDER NM1*DN*1*DOE*JOHN****XX*9988776655~
25	2310B RENDERING PROVIDER NM1 RENDERING PROVIDER NM1*82*1*ANTHONY*SUSAN*B***XX*1122334455~
26	2310D SERVICE FACILITY LOCATION NM1 SERVICE FACILITY LOCATION NM1*77*2*HAPPY DOCTORS GROUP~
27	N3 FACILITY ADDRESS N3*123 FEEL GOOD ROAD~
28	N4 FACILITY LOCATION N4*WASHINGTON*IN*475010000~
29	2400 SERVICE LINE LX SERVICE LINE COUNTER LX*1~
30	SV1 PROFESSIONAL SERVICE SV1*HC>E0570>RR*25*UN*1***1>2~

SEG#	LOOP SEGMENT/ELEMENT STRING
31	DTP DATE - SERVICE DATES DTP*472*D8*20050514~
32	HCP HEALTH CARE PRICING - REPRICING INFORMATION HCP*03*23.75*1.25*908231234~
33	2400 SERVICE LINE LX SERVICE LINE COUNTER LX*2~
34	SV1 PROFESSIONAL SERVICE SV1*HC>A7003>NU*3.75*UN*1***1~
35	DTP DATE - SERVICE DATES DTP*472*D8*20050514~
36	HCP HEALTH CARE PRICING - REPRICING INFORMATION HCP*03*3*.75*908231234~
37	TRAILER SE TRANSACTION SET TRAILER SE*37*1002~

Complete Data String:

ST*837*1002*005010X222A2~BHT*0019*00*1002*20050620*09460000*
CH~NM1*41*2*REGIONAL PPO NETWORK*****46*123456789~PER*IC*SUB
MITTER CONTACT INFO*TE*8001231234~NM1*40*2*EXTRA HEALTHY INS
URANCE*****46*112244~HL*1**20*1~NM1*85*2*HAPPY DOCTORS GROUP
PRACTICE*****XX*1234567890~N3*P O BOX 123~N4*FORT WAYNE*IN*
462540000~REF*EI*555512345~PER*IC*SUE BILLINGSWORTH*TE*88812
31234~HL*2*1*22*0~SBR*P*18*123XYZ*****CI~NM1*IL*1*RING*DIAM
OND*D***MI*00124A089~N3*123 EXAMPLE DRIVE~N4*INDIANAPOLIS*IN
*462290000~DMG*D8*19401229*F~NM1*PR*2*EXTRA HEALTHY INSURANC
E*****PI*12345~CLM*ABC123~RI*28.75***11>B>1*Y*A*Y*Y*P~REF*9A
*0902352342~REF*D9*061505501749388~HI*BK>496*BF>25000~HCP*03
*26.75*2*908231234~NM1*DN*1*DOE*JOHN*****XX*9988776655~NM1*82
*1*ANTHONY*SUSAN*B***XX*1122334455~NM1*77*2*HAPPY DOCTORS GR
OUP~N3*123 FEEL GOOD ROAD~N4*WASHINGTON*IN*475010000~LX*1~SV
1*HC>E0570>RR*25*UN*1***1>2~DTP*472*D8*20050514~HCP*03*23.75

*1.25*908231234~LX*2~SV1*HC>A7003>NU*3.75*UN*1***1~DTP*472*D
8*20050514~HCP*03*3*.75*908231234~SE*37*1002~

3.1.12 Example 12 - Out of Network Repriced Claim

An out of network claim is being transmitted from a Regional PPO (Preferred Provider Organization) to a commercial health insurance company. The patient is a child of the subscriber. In this situation, the provider has sent the claim to a clearinghouse, which then forwarded the claim to the repricer; the claim has been determined to be out of network and is now being forwarded to the appropriate payer for payment.

SUBSCRIBER: Matthew R. Smith

ADDRESS: 5698 South Street, Billings, MO 919910000

SEX: M

DATE OF BIRTH: 10/15/1956

EMPLOYER: Lumber Company.

GROUP NUMBER: 232AA

MEMBER ID: 57976235C

PATIENT: Tom E. Smith

ADDRESS: 5698 South Street, Billings, MO 919910000

SEX: M

DATE OF BIRTH: 08/07/1996

PATIENT ACCOUNT NUMBER: TS234H3

OTHER INSURANCE: Secondary Insurance Company

PAYER ID: 95645

GROUP NUMBER: 56567

OTHER INSURED MEMBER ID: 23424570

SUBMITTER: Regional PPO Network

SUBMITTER ID: 123456789

RECEIVER: Conservative Insurance

RECEIVER ID: 000110002

DESTINATION PAYER: Conservative Insurance

PAYER ID NUMBER: 00123

BILLING PROVIDER: Emergency Physicians Group

ADDRESS: 7423 Super Street, Billings, MO 919910000

NATIONAL PROVIDER ID (NPI): 1122334455

TAX IDENTIFICATION NUMBER (TIN): 111-00-2222

RENDERING PROVIDER: Jackie D. Blue
NATIONAL PROVIDER ID (NPI): 1112223336

REPRICING INFORMATION:

TOTAL CHARGES: \$252.71
TOTAL REPRICED AMOUNT: \$0
SAVINGS AMOUNT: \$0
TIN FOR THE REPRICING ORGANIZATION: 333001234
DATE OF SERVICE: 05/06/05

SEG#	LOOP SEGMENT/ELEMENT STRING
1	TRANSACTION SET HEADER ST*837*1024*005010X222A2~
2	BHT BEGINNING OF HIERARCHICAL TRANSACTION BHT*0019*00*1024*20050711*1335*CH~
3	1000A SUBMITTER NAME NM1 SUBMITTER NAME NM1*41*2*REGIONAL PPO NETWORK*****46*123456789~
4	PER SUBMITTER EDI CONTACT INFORMATION PER*IC*SUBMITTER CONTACT INFO*TE*8001231234~
5	1000B RECEIVER NAME NM1 RECEIVER NAME NM1*40*2*CONSERVATIVE INSURANCE*****46*000110002~
6	2000A BILLING PROVIDER HL BILLING PROVIDER HIERARCHICAL LEVEL HL*1**20*1~
7	2010AA BILLING PROVIDER NAME NM1 BILLING PROVIDER NAME INCLUDING NATIONAL PROVIDER ID NM1*85*2*EMERGENCY PHYSICIANS GROUP*****XX*1122334455~
8	N3 BILLING PROVIDER ADDRESS N3*7423 SUPER STREET~

SEG#	LOOP SEGMENT/ELEMENT STRING
9	N4 BILLING PROVIDER LOCATION N4*BILLINGS*MO*919910000~
10	REF BILLING PROVIDER TAX IDENTIFICATION NUMBER REF*EI*111002222~
11	2000B SUBSCRIBER HL LOOP HL SUBSCRIBER HIERARCHICAL LEVEL HL*2*1*22*1~
12	SBR SUBSCRIBER INFORMATION SBR*P**232AA*****CI~
13	2010BA SUBSCRIBER NAME LOOP NM1 SUBSCRIBER NAME NM1*IL*1*SMITH*MATTHEW*R***MI*57976235C~
14	N3 SUBSCRIBER ADDRESS N3*5698 SOUTH STREET~
15	N4 SUBSCRIBER LOCATION N4*BILLINGS*MO*919910000~
16	DMG SUBSCRIBER DEMOGRAPHIC INFORMATION DMG*D8*19561015*M~
17	2010BB - PAYER NAME LOOP NM1 PAYER NAME NM1*PR*2*CONSERVATIVE INSURANCE*****PI*00123~
18	2000C - PATIENT HL LOOP HL PATIENT HIERARCHICAL LEVEL HL*3*2*23*0~
19	PAT PATIENT INFORMATION PAT*19~
20	2010CA PATIENT NAME NM1 PATIENT NAME NM1*QC*1*SMITH*TOM*E~

SEG#	LOOP SEGMENT/ELEMENT STRING
21	N3 PATIENT STREET ADDRESS N3*5698 SOUTH STREET~
22	N4 PATIENT LOCATION N4*BILLINGS*MO*919910000~
23	DMG PATIENT DEMOGRAPHIC INFORMATION DMG*D8*19960807*M~
24	2300 CLAIM INFORMATION CLM CLAIM LEVEL INFORMATION CLM*TS234H3*252.71***23>B>1*Y*A*Y*Y*P~
25	REF REPRICED CLAIM NUMBER REF*9A*0902345406~
26	REF CLEARING HOUSE CLAIM NUMBER (ASSIGNED BY THE CLEARING HOUSE WHEN TRANSMITTING TO THE REPRICER) REF*D9*687534234346~
27	HI HEALTH CARE DIAGNOSIS CODES HI*BK>9951~
28	HCP HEALTH CARE PRICING - OUT OF NETWORK INFORMATION HCP*00*0**333001234*****T1~
29	2310B RENDERING PROVIDER NM1 RENDERING PROVIDER NM1*82*1*BLUE*JACKIE*D***XX*1112223336~
30	2320 OTHER SUBSCRIBER INFORMATION SBR OTHER SUBSCRIBER INFORMATION SBR*S*18*56567*****CI~
31	DMG OTHER SUBSCRIBER DEMOGRAPHIC INFORMATION DMG*D8*19960807*M~
32	OI OTHER INSURANCE COVERAGE INFORMATION OI***Y***Y~

SEG#	LOOP SEGMENT/ELEMENT STRING
33	2330A OTHER SUBSCRIBER NAME NM1 OTHER SUBSCRIBER NAME NM1*IL*1*SMITH*TOM*E***MI*23424570~
34	N3 OTHER SUBSCRIBER ADDRESS N3*5698 SOUTH STREET~
35	N4 OTHER SUBSCRIBER LOCATION N4*BILLINGS*MO*919910000~
36	2330B OTHER PAYER NAME NM1 OTHER PAYER NAME NM1*PR*2*SECONDARY INSURANCE COMPANY*****PI*95645~
37	2400 SERVICE LINE LX SERVICE LINE COUNTER LX*1~
38	SV1 PROFESSIONAL SERVICE SV1*HC>99284*252.71*UN*1***1~
39	DTP DATE - SERVICE DATES DTP*472*D8*20050506~
40	TRAILER SE TRANSACTION SET TRAILER SE*40*1024~

Complete Data String:

ST*837*1024*005010X222A2~BHT*0019*00*1024*20050711*1335*CH~NM1*41*2*REGIONAL PPO NETWORK*****46*123456789~PER*IC*SUBMITTER CONTACT INFO*TE*8001231234~NM1*40*2*CONSERVATIVE INSURANCE*****46*000110002~HL*1**20*1~NM1*85*2*EMERGENCY PHYSICIANS GROUP*****XX*1122334455~N3*7423 SUPER STREET~N4*BILLINGS*MO*919910000~REF*EI*111002222~HL*2*1*22*1~SBR*P**232AA*****CI~NM1*IL*1*SMITH*MATTHEW*R***MI*57976235C~N3*5698 SOUTH STREET~N4*BILLINGS*MO*919910000~DMG*D8*19561015*M~NM1*PR*2*CONSERVATIVE INSURANCE*****PI*00123~HL*3*2*23*0~PAT*19~NM1*QC*1*SMITH*TOM*E~N3*5698 SOUTH STREET~N4*BILLINGS*MO*919910000~DMG*D8*19960807*M~CLM*TS234H3*252.71***23>B>1*Y*A*Y*Y*P~REF*9A*09

```

02345406~REF*D9*687534234346~HI*BK>9951~HCP*00*0**333001234*
*****T1~NM1*82*1*BLUE*JACKIE*D***XX*1112223336~SBR*S*18*5
6567*****CI~DMG*D8*19960807*M~OI***Y***Y~NM1*IL*1*SMITH*TOM
*E***MI*23424570~N3*5698 SOUTH STREET~N4*BILLINGS*MO*9199100
00~NM1*PR*2*SECONDARY INSURANCE COMPANY*****PI*95645~LX*1~SV
1*HC>99284*252.71*UN*1***1~DTP*472*D8*20050506~SE*40*1024~

```

3.2 Property and Casualty

Healthcare Bill to Property & Casualty Payer

The requirements for submitting of Healthcare bills to Property & Casualty payers are presented here.

837 Transaction Set

Healthcare bills can be submitted to a Property & Casualty (P&C) payer. Because coverage is triggered by a specific event, certain information is critical to the billing process.

P&C bills must include both the bill information as well as the information related to the event that caused the injury or illness. Information concerning the event is necessary to associate a bill with the P&C claim.

P&C insurance is governed by State Insurance Regulations, Departments of Labor, Worker's Compensation Boards, or other jurisdictionally defined entities, which often mandates compliance with Jurisdiction-specific procedures.

The Business Need: Provider to P&C Payer Bill Transmission

- The date of accident/occurrence/onset of symptoms (Date of Loss) is a critical piece of information and must always be transmitted in the "Date - Accident" DTP segment within Loop ID-2300 (Claim loop).

The Date of Loss is used to determine the eligibility of coverage.

- The unique identification number, referred to in P&C as a claim number, must be provided. The claim number is transmitted in the REF segment of Loop ID-2010BA if the patient is the subscriber or in the REF segment of Loop ID-2010CA if the patient is not the subscriber.

Without a date of loss on the bill and claim number, the bill will incomplete and may be rejected.

3.2.1 Example 1 - Automobile Accident

BUSINESS SCENARIO: Automobile Accident

CLAIM TYPE: Automobile Accident

TYPE OF BILL: Emergency Care

PRIMARY PAYER: Property & Casualty Insurer

The patient is a different person than the subscriber. The payer is a commercial Property & Casualty Insurance Company.

DATE OF ACCIDENT: 10/31/2005

SUBSCRIBER: Hal Howling

SUBSCRIBER ADDRESS: 327 Bronco Drive, Getaway, CA, 99999

POLICY NUMBER: B999-777-91G

INSURANCE COMPANY: Heisman Insurance Company

CLAIM NUMBER: 32-3232-32

PATIENT: D.J. Dimpson

PATIENT ADDRESS: 32 Buffalo Run, Rocking Horse, CA, 99666

SEX: M

DOB: 06/01/48

CONTACT NUMBER: (815) 766-5902

DESTINATION PAYER/RECEIVER: Heisman Insurance Company

PAYER ADDRESS: 1 Trophy Lane, NYAC, NY, 10032

PAYER ID: 999888777

BILLING PROVIDER/SENDER: Associated Medical Group

PROVIDER SPECIALTY: General Practice

TIN: 579999999

NATIONAL PROVIDER IDENTIFIER: 1253695747

ADDRESS: 10 1/2 Shoemaker Street, Cobbler, CA, 99997

TELEPHONE: 212-555-7987

PAY-TO-PROVIDER: Associated Medical Group

RENDERING PROVIDER: Bruno Moglie, MD

NATIONAL PROVIDER IDENTIFIER: 2366552595

SERVICE FACILITY LOCATION: Associated Medical Group

PROVIDER SPECIALTY: General Practice

TIN: 579999999

NATIONAL PROVIDER IDENTIFIER: 1253695747
ADDRESS: 101 East Pryor Street, Loma Linda, CA. 99622
TELEPHONE: 342-555-7987
PATIENT ACCOUNT NUMBER: 900-00-0032

CASE: The patient was a passenger in the subscriber's automobile. The patient suffered a head and neck injury.

DIAGNOSIS: 854.0

SERVICES RENDERED: Office visit, Drain Abscess.

DOS = 10/31/2005, POS = Office, TOS = Medical Care

CHARGES: Office visit = \$150.00, Suture wound = \$35.00. Total charges = \$185.00.

SEG#	LOOP SEGMENT/ELEMENT STRING
1	HEADER ST TRANSACTION SET HEADER ST*837*0021*005010X222A2~
2	BHT BEGINNING OF HIERARCHICAL TRANSACTION BHT*0019*00*0125*20051111*1524*CH~
3	1000A SUBMITTER NM1 SUBMITTER NM1*41*2*ASSOCIATED MEDICAL GROUP*****46*1253695747~
4	PER SUBMITTER EDI CONTACT INFORMATION PER*IC*JANICE HENDRIX*TE*2125557987~
5	1000B RECEIVER NM1 RECEIVER NAME NM1*40*2*HEISMAN INSURANCE COMPANY*****46*999888777~
6	2000A BILLING/PAY-TO PROVIDER HL LOOP HL BILLING PROVIDER HL*1**20*1~
7	2010AA BILLING PROVIDER NM1 BILLING PROVIDER NAME NM1*85*2*ASSOCIATED MEDICAL GROUP*****XX*1253695747~

SEG#	LOOP SEGMENT/ELEMENT STRING
8	N3 BILLING PROVIDER ADDRESS N3*10 1/2 SHOEMAKER STREET~
9	N4 BILLING PROVIDER CITY/STATE/ZIP CODE N4*COBBLER*CA*99997~
10	REF BILLING PROVIDER SECONDARY IDENTIFICATION REF*EI*579999999~
11	2000B SUBSCRIBER HL LOOP HL - SUBSCRIBER HL*2*1*22*1~
12	SBR SUBSCRIBER INFORMATION SBR*P*****AM~
13	2010BA SUBSCRIBER NM1 SUBSCRIBER NAME NM1*IL*1*HOWLING*HAL****MI*B99977791G~
14	2010BB SUBSCRIBER/PAYER NM1 PAYER NAME NM1*PR*2*HEISMAN INSURANCE COMPANY*****PI*999888777~
15	2000C PATIENT HL LOOP HL - PATIENT HL*3*2*23*0~
16	PAT PATIENT INFORMATION PAT*21~
17	2010CA PATIENT NAME NM1 PATIENT NAME NM1*QC*1*DIMPSON*DJ~
18	N3 PATIENT STREET ADDRESS N3*32 BUFFALO RUN~
19	N4 PATIENT CITY/STATE/ZIP N4*ROCKING HORSE*CA*99666~

SEG#	LOOP SEGMENT/ELEMENT STRING
20	DMG PATIENT DEMOGRAPHIC INFORMATION DMG*D8*19480601*M~
21	REF PROPERTY AND CASUALTY CLAIM NUMBER REF*Y4*32323232~
22	PER PROPERTY AND CASUALTY PATIENT CONTACT INFORMATION PER*IC*DJ DIMPSON*TE*8157665902~
23	2300 CLAIM CLM CLAIM LEVEL INFORMATION CLM*900000032*185***11:B:1*Y*A*Y*Y**AA:::CA~
24	DTP DATE - ACCIDENT DTP*439*D8*20051031~
25	DTP DATE - PROPERTY AND CASUALTY DATE OF FIRST CONTACT DTP*444*D8*20051031~
26	HEALTH CARE DIAGNOSIS CODES HI*BK:8540~
27	2310B RENDERING PROVIDER NM1 RENDERING PROVIDER NAME NM1*82*1*MOGLIE*BRUNO****XX*2366552595~
28	PRV RENDERING PROVIDER SPECIALTY INFORMATION PRV*PE*PXC*208D00000X~
29	2310C SERVICE FACILITY LOCATION NM1 SERVICE FACILITY LOCATION NM1*77*2*ASSOCIATED MEDICAL GROUP*****XX*1235767887~
30	N3 SERVICE FACILITY LOCATION ADDRESS N3*101 EAST PRYOR STREET~
31	N4 SERVICE FACILITY LOCATION CITY/STATE/ZIP N4*LOMA LINDA*CA*99622~
32	PER PROPERTY AND CASUALTY SERVICE FACILITY CONTACT INFORMATION PER*IC*KAREN SPARKLE*TE*3425557987~

SEG#	LOOP SEGMENT/ELEMENT STRING
33	2400 SERVICE LINE LX SERVICE LINE COUNTER LX*1~
34	SV1 PROFESSIONAL SERVICE SV1*HC:99201*150*UN*1***1**Y~
35	DTP DATE - SERVICE DATE(S) DTP*472*D8*20051031~
36	2400 SERVICE LINE LX SERVICE LINE COUNTER LX*2~
37	SV1 PROFESSIONAL SERVICE SV1*HC:26010*35*UN*1***1**Y~
38	DTP DATE - SERVICE DATE(S) DTP*472*D8*20051031~
39	TRAILER SE TRANSACTION SET TRAILER SE*39*0021~

Complete Data String:

ST*837*0021*005010X222A2~BHT*0019*00*0125*20051111*1524*CH~N
M1*41*2*ASSOCIATED MEDICAL GROUP*****46*1253695747~PER*IC*JA
NICE HENDRIX*TE*2125557987~NM1*40*2*HEISMAN INSURANCE COMPAN
Y*****46*999888777~HL*1**20*1~NM1*85*2*ASSOCIATED MEDICAL GR
OUP*****XX*1253695747~N3*10 1/2 SHOEMAKER STREET~N4*COBBLER*
CA*99997~REF*EI*579999999~HL*2*1*22*1~SBR*P*****AM~NM1*IL
*1*HOWLING*HAL****MI*B99977791G~NM1*PR*2*HEISMAN INSURANCE C
OMPANY*****PI*999888777~HL*3*2*23*0~PAT*21~NM1*QC*1*DIMPSON*
DJ~N3*32 BUFFALO RUN~N4*ROCKING HORSE*CA*99666~DMG*D8*194806
01*M~REF*Y4*32323232~PER*IC*DJ DIMPSON*TE*8157665902~CLM*900
000032*185***11:B:1*Y*A*Y*Y**AA:::CA~DTP*439*D8*20051031~DTP
*444*D8*20051031~HI*BK:8540~NM1*82*1*MOGLIE*BRUNO*****XX*2366
552595~PRV*PE*PXC*208D00000X~NM1*77*2*ASSOCIATED MEDICAL GRO
UP*****XX*1235767887~N3*101 EAST PRYOR STREET~N4*LOMA LINDA*

CA*99622~PER*IC*KAREN SPARKLE*TE*3425557987~LX*1~SV1*HC:9920
1*150*UN*1***1**Y~DTP*472*D8*20051031~LX*2~SV1*HC:26010*35*U
N*1***1**Y~DTP*472*D8*20051031~SE*39*0021~

A External Code Sources

A.1 External Code Sources

5 Countries, Currencies and Funds

SIMPLE DATA ELEMENT/CODE REFERENCES

26, 100, 1715, 66/38, 235/CH, 955/SP

SOURCE

Codes for Representation of Names of Countries, ISO 3166-(Latest Release)

Codes for Representation of Currencies and Funds, ISO 4217-(Latest Release)

AVAILABLE FROM

American National Standards Institute
25 West 43rd Street, 4th Floor
New York, NY 10036

ABSTRACT

Part 1 (Country codes) of the ISO 3166 international standard establishes codes that represent the current names of countries, dependencies, and other areas of special geopolitical interest, on the basis of lists of country names obtained from the United Nations. Part 2 (Country subdivision codes) establishes a code that represents the names of the principal administrative divisions, or similar areas, of the countries, etc. included in Part 1. Part 3 (Codes for formerly used names of countries) establishes a code that represents non-current country names, i.e., the country names deleted from ISO 3166 since its first publication in 1974. Most currencies are those of the geopolitical entities that are listed in ISO 3166 Part 1, Codes for the Representation of Names of Countries. The code may be a three-character alphabetic or three-digit numeric. The two leftmost characters of the alphabetic code identify the currency authority to which the code is assigned (using the two character alphabetic code from ISO 3166 Part 1, if applicable). The rightmost character is a mnemonic derived from the name of the major currency unit or fund. For currencies not associated with a single geographic entity, a specially-allocated two-character alphabetic code, in the range XA to XZ identifies the currency authority. The rightmost character is derived from the name of the geographic area concerned, and is mnemonic to the extent possible. The numeric codes are identical to those assigned to the geographic entities listed in ISO 3166 Part 1. The range 950-998

is reserved for identification of funds and currencies not associated with a single entity listed in ISO 3166 Part 1.

22 States and Provinces

SIMPLE DATA ELEMENT/CODE REFERENCES

156, 66/SJ, 235/A5, 771/009

SOURCE

U.S. Postal Service or

Canada Post or

Bureau of Transportation Statistics

AVAILABLE FROM

The U.S. state codes may be obtained from:

U.S. Postal Service

National Information Data Center

P.O. Box 2977

Washington, DC 20013

www.usps.gov

The Canadian province codes may be obtained from:

<http://www.canadapost.ca>

The Mexican state codes may be obtained from:

www.bts.gov/ntda/tbscd/mex-states.html

ABSTRACT

Provides names, abbreviations, and two character codes for the states, provinces and sub-country divisions as defined by the appropriate government agency of the United States, Canada, and Mexico.

41 GS1 US Global Trade Item Number (GTIN)

SIMPLE DATA ELEMENT/CODE REFERENCES

438, 766, 88/UC, 88/UP, 235/AV, 235/EN, 235/EO, 235/UC, 235/UJ, 235/UK, 235/UL, 235/UP, 235/UR, 559/FD

SOURCE

GS1 US Solutions Center

AVAILABLE FROM

GS1 US, Inc.
7887 Washington Village Drive, Suite 300
Dayton, OH 45459

ABSTRACT

The GS1 Global Trade Item Number (GTIN) is a globally unique number for the identification of products and services. The Universal Product Code (U.P.C.) encodes a 12-digit GTIN. The identification number may be 8, 12, 13 or 14 digits in length using the GTIN EAN/UCC-8, GTIN UCC-12, GTIN EAN/UCC-13, and GTIN EAN/UCC-14 data structures respectively. The GTIN EAN/UCC-8 comprises (from left to right) a GTIN EAN/UCC-8 Prefix, Company and Item Reference, and a Check Digit. The GTIN UCC-12 comprises (from left to right) a GS1 US Company Prefix, an Item Reference, and a Check Digit. The GTIN EAN/UCC-13 comprises (from left to right) a GS1 Company Prefix, an Item Reference, and a Check Digit. The GTIN EAN/UCC-14 comprises (from left to right) an Indicator Digit, a GS1 Company Prefix, an Item Reference, and a Check Digit. Its Application Identifier (AI) is '01'. Some existing EDI Codes make specific assumptions about the construction of the GTIN, including eliminating certain digits. A specific GTIN may not conform to these construction assumptions. A GTIN must be used in its entirety to ensure uniqueness. There also exist EDI codes related to a GTIN for coupons, product variants and additional product identification.

51 ZIP Code

SIMPLE DATA ELEMENT/CODE REFERENCES

116, 66/16, 309/PQ, 309/PR, 309/PS, 771/010

SOURCE

National ZIP Code and Post Office Directory, Publication 65

The USPS Domestic Mail Manual

AVAILABLE FROM

U.S Postal Service
Washington, DC 20260
New Orders
Superintendent of Documents
P.O. Box 371954
Pittsburgh, PA 15250-7954

ABSTRACT

The ZIP Code is a geographic identifier of areas within the United States and its territories for purposes of expediting mail distribution by the U.S. Postal Service. It is five or nine numeric digits. The ZIP Code structure divides the U.S. into ten large groups of states. The leftmost digit identifies one of these groups. The next two digits identify a smaller geographic area within the large group. The two rightmost digits identify a local delivery area. In the nine-digit ZIP Code, the four digits that follow the hyphen further subdivide the delivery area. The two leftmost digits identify a sector which may consist of several large buildings, blocks or groups of streets. The rightmost digits divide the sector into segments such as a street, a block, a floor of a building, or a cluster of mailboxes. The USPS Domestic Mail Manual includes information on the use of the new 11-digit zip code.

130 Healthcare Common Procedure Coding System

SIMPLE DATA ELEMENT/CODE REFERENCES

235/HC, 1270/BO, 1270/BP

SOURCE

Healthcare Common Procedure Coding System

AVAILABLE FROM

Centers for Medicare & Medicaid Services (CMS)
7500 Security Boulevard
Baltimore, MD 21244

ABSTRACT

HCPCS is Centers for Medicare & Medicaid Services (CMS) coding scheme to group procedures performed for payment to providers.

131 International Classification of Diseases, 9th Revision, Clinical Modification (ICD-9-CM)

SIMPLE DATA ELEMENT/CODE REFERENCES

128/ICD, 235/DX, 235/ID, 1270/BF, 1270/BJ, 1270/BK, 1270/BN, 1270/BQ, 1270/BR, 1270/DD, 1270/PR, 1270/SD, 1270/TD, 1270/AAU, 1270/AAV, 1270/AAX

SOURCE

International Classification of Diseases, 9th Revision, Clinical Modification (ICD-9-CM), Volumes I, II and III

AVAILABLE FROM

Superintendent of Documents
U.S. Government Printing Office
P.O. Box 371954
Pittsburgh, PA 15250

ABSTRACT

The International Classification of Diseases, 9th Revision, Clinical Modification (ICD-9-CM), Volumes I, II (diagnoses) and III (procedures) describes the classification of morbidity and mortality information for statistical purposes and for the indexing of healthcare records by diseases and procedures.

132 National Uniform Billing Committee (NUBC) Codes

SIMPLE DATA ELEMENT/CODE REFERENCES

235/NU, 235/RB, 1270/BE, 1270/BG, 1270/BH, 1270/BI, 1270/NUB

SOURCE

National Uniform Billing Data Element Specifications

AVAILABLE FROM

National Uniform Billing Committee
American Hospital Association
One North Franklin
Chicago, IL 60606

ABSTRACT

Revenue codes are a classification of hospital charges in a standard grouping that is controlled by the National Uniform Billing Committee.

139 Claim Adjustment Reason Code

SIMPLE DATA ELEMENT/CODE REFERENCES

1034

SOURCE

National Health Care Claim Payment/Advice Committee Bulletins

AVAILABLE FROM

Blue Cross and Blue Shield Association
Health Information Technology Department

225 N Michigan Avenue
Chicago, IL 60601-7680

ABSTRACT

Bulletins describe standard codes and messages that detail the reason why an adjustment was made to a health care claim payment by the payer.

235 Claim Frequency Type Code

SIMPLE DATA ELEMENT/CODE REFERENCES

1325

SOURCE

National Uniform Billing Data Element Specifications Type of Bill Last Position

AVAILABLE FROM

National Uniform Billing Committee
American Hospital Association
One North Franklin
Chicago, IL 60606

ABSTRACT

A variety of codes explaining the frequency of different Types of Bills (for example, Replacement Claims).

237 Place of Service Codes for Professional Claims

SIMPLE DATA ELEMENT/CODE REFERENCES

1332/B

SOURCE

Place of Service Codes for Professional Claims

AVAILABLE FROM

Centers for Medicare & Medicaid Services
CMSO, Mail Stop S2-01-16
7500 Security Blvd
Baltimore, MD 21244-1850

ABSTRACT

The Centers for Medicare & Medicaid Services develops place of service codes to identify the location where health care services are performed.

240 National Drug Code by Format

SIMPLE DATA ELEMENT/CODE REFERENCES

235/N1, 235/N2, 235/N3, 235/N4, 235/N5, 235/N6, 1270/NDC

SOURCE

Drug Establishment Registration and Listing Instruction Booklet

AVAILABLE FROM

Federal Drug Listing Branch HFN-315
5600 Fishers Lane
Rockville, MD 20857

ABSTRACT

Publication includes manufacturing and labeling information as well as drug packaging sizes.

245 National Association of Insurance Commissioners (NAIC) Code

SIMPLE DATA ELEMENT/CODE REFERENCES

128/NF

SOURCE

National Association of Insurance Commissioners Company Code List Manual

AVAILABLE FROM

National Association of Insurance Commission Publications Department
12th Street, Suite 1100
Kansas City, MO 64105-1925

ABSTRACT

Codes that uniquely identify each insurance company.

411 Remittance Advice Remark Codes

SIMPLE DATA ELEMENT/CODE REFERENCES

1270/HE

SOURCE

Centers for Medicare & Medicaid Services

OIS/BSOG/DDIS, Mail Stop N2-13-16
7500 Security Boulevard
Baltimore MD 21244

AVAILABLE FROM

Washington Publishing Company <http://www.wpc-edi.com>

ABSTRACT

Remittance Advice Remark Codes (RARC) are used to convey information about claim adjudication. It could provide general information or supplemental explanations to an adjustment already reported by a Claim Adjustment Reason Code.

513 Home Infusion EDI Coalition (HIEC) Product/Service Code List

SIMPLE DATA ELEMENT/CODE REFERENCES

235/IV, 1270/HO

SOURCE

Home Infusion EDI Coalition (HIEC) Coding System

AVAILABLE FROM

HIEC Chairperson
HIBCC (Health Industry Business Communications Council)
5110 North 40th Street
Suite 250
Phoenix, AZ 85018

ABSTRACT

This list contains codes identifying home infusion therapy products/services.

537 Centers for Medicare & Medicaid Services National Provider Identifier

SIMPLE DATA ELEMENT/CODE REFERENCES

66/XX, 128/HPI

SOURCE

National Provider System

AVAILABLE FROM

Centers for Medicare & Medicaid Services

Office of Financial Management

Division of Provider/Supplier Enrollment

C4-10-07

7500 Security Boulevard

Baltimore, MD 21244-1850

ABSTRACT

The Centers for Medicare & Medicaid Services is developing the National Provider Identifier (NPI), which has been proposed as the standard unique identifier for each health care provider under the Health Insurance Portability and Accountability Act of 1996.

540 Centers for Medicare and Medicaid Services PlanID

SIMPLE DATA ELEMENT/CODE REFERENCES

66/XV, 128/ABY

SOURCE

PlanID Database

AVAILABLE FROM

Centers for Medicare and Medicaid Services

Center of Beneficiary Services, Membership Operations Group

Division of Benefit Coordination

S1-05-06

7500 Security Boulevard

Baltimore, MD 21244-1850

ABSTRACT

The Centers for Medicare and Medicaid Services has joined with other payers to develop a unique national payer identification number. The Centers for Medicare and Medicaid Services is the authorizing agent for enumerating payers through the services of a PlanID Registrar. It may also be used by other payers on a voluntary basis.

576 Workers Compensation Specific Procedure and Supply Codes

SIMPLE DATA ELEMENT/CODE REFERENCES

235/ER

SOURCE

IAIABC Jurisdiction Medical Bill Report Implementation Guide

AVAILABLE FROM

IAIABC EDI Implementation Manager
International Association of Industrial Accident Boards and Commissions
8643 Hauses - Suite 200
87th Parkway
Shawnee Mission, KS 66215

ABSTRACT

The IAIABC Jurisdiction Medical Bill Report Implementation Guide describes the requirements for submitting and the data contained within a jurisdiction medical report. The Implementation Guide includes: Reporting scenarios, data definitions, trading partner requirements tables, reference to industry codes, and IAIABC maintained code lists.

582 Centers for Medicare and Medicaid Services (CMS) Durable Medical Equipment Regional Carrier (DMERC) Certificate of Medical Necessity (CMN) Forms

SIMPLE DATA ELEMENT/CODE REFERENCES

1270/UT

SOURCE

Durable Medical Equipment Regional Carrier (DMERC) Certificate of Medical Necessity (CMN) Forms

AVAILABLE FROM

Centers for Medicare and Medicaid Services
Attention: Supplier Claims Processing Unit
Mail Stop S1-03-06
7500 Security Boulevard
Baltimore, MD 21244

ABSTRACT

A listing of the Durable Medical Equipment Regional Carrier (DMERC) Certificate of Medical Necessity (CMN) Forms and a listing of the questions from each form.

641 Condition Code List

SIMPLE DATA ELEMENT/CODE REFERENCES

1270/BG

SOURCE

Condition Code List

AVAILABLE FROM

EDI Administrator
Dun & Bradstreet Corp.
100 Locust Avenue
Berkely Heights, NJ 07922

ABSTRACT

Provides condition codes and descriptions relating to business entities or individuals involved in business entities.

656 Form Type Codes

SIMPLE DATA ELEMENT/CODE REFERENCES

1270/AS

SOURCE

Form Type Codes

AVAILABLE FROM

Standards Department
Agency Company Organization for Research and Development (ACORD)
One Blue Hill Plaza - 15th Floor

P.O. Box 1529
Pearl River, NY 10965-8529

ABSTRACT

Form Type Codes is a list of codes indicating the level of coverage provided by a policy contract.

682 Health Care Provider Taxonomy

SIMPLE DATA ELEMENT/CODE REFERENCES

128/PXC, 1270/68

SOURCE

The National Uniform Claim Committee

AVAILABLE FROM

The National Uniform Claim Committee
c/o American Medical Association
515 North State Street
Chicago, IL 60610

ABSTRACT

Codes defining the health care service provider type, classification, and area of specialization.

843 Advanced Billing Concepts (ABC) Codes

SIMPLE DATA ELEMENT/CODE REFERENCES

235/WK, 1270/CAH

SOURCE

The CAM and Nursing Coding Manual

AVAILABLE FROM

Alternative Link
6121 Indian School Road NE
Suite 131
Albuquerque, NM 87110

ABSTRACT

The manual contains the Advanced Billing Concepts (ABC) codes, descriptive terms and identifiers for reporting complementary or alternative medicine, nursing, and other integrative health care procedures.

897 International Classification of Diseases, 10th Revision, Clinical Modification (ICD-10-CM)

SIMPLE DATA ELEMENT/CODE REFERENCES

128/I10, 235/DC, 1270/ABF, 1270/ABJ, 1270/ABK, 1270/ABN, 1270/ABU, 1270/ABV, 1270/ADD, 1270/APR, 1270/ASD, 1270/ATD

SOURCE

International Classification of Diseases, 10th Revision, Clinical Modification (ICD-10-CM)

AVAILABLE FROM

OCD/Classifications and Public Health Data Standards
National Center for Health Statistics
3311 Toledo Road
Hyattsville, MD 20782

ABSTRACT

The International Classification of Diseases, 10th Revision, Clinical Modification (ICD-10-CM), describes the classification of morbidity and mortality information for statistical purposes and for the indexing of healthcare records by diseases.

932 Universal Postal Codes

SIMPLE DATA ELEMENT/CODE REFERENCES

116

SOURCE

Universal Postal Union website

AVAILABLE FROM

International Bureau of the Universal Postal Union
POST*CODE
Case postale 13
3000 BERNE 15 Switzerland

ABSTRACT

The postcode is the fundamental, essential element of an address. A unique, universal identifier, it unambiguously identifies the addressee's locality and assists in the transmission and sorting of mail items. At present, 105 UPU member countries use postcodes as part of their addressing systems.

B Nomenclature

B.1 ASC X12 Nomenclature

B.1.1 Interchange and Application Control Structures

Appendix B is provided as a reference to the X12 syntax, usage, and related information. It is not a full statement of Interchange and Control Structure rules. The full X12 Interchange and Control Structures and other rules (X12.5, X12.6, X12.59, X12 dictionaries, other X12 standards and official documents) apply unless specifically modified in the detailed instructions of this implementation guide (see Section B.1.1.3.1.2 - *Decimal* for an example of such a modification).

B.1.1.1 Interchange Control Structure

The transmission of data proceeds according to very strict format rules to ensure the integrity and maintain the efficiency of the interchange. Each business grouping of data is called a transaction set. For instance, a group of benefit enrollments sent from a sponsor to a payer is considered a transaction set.

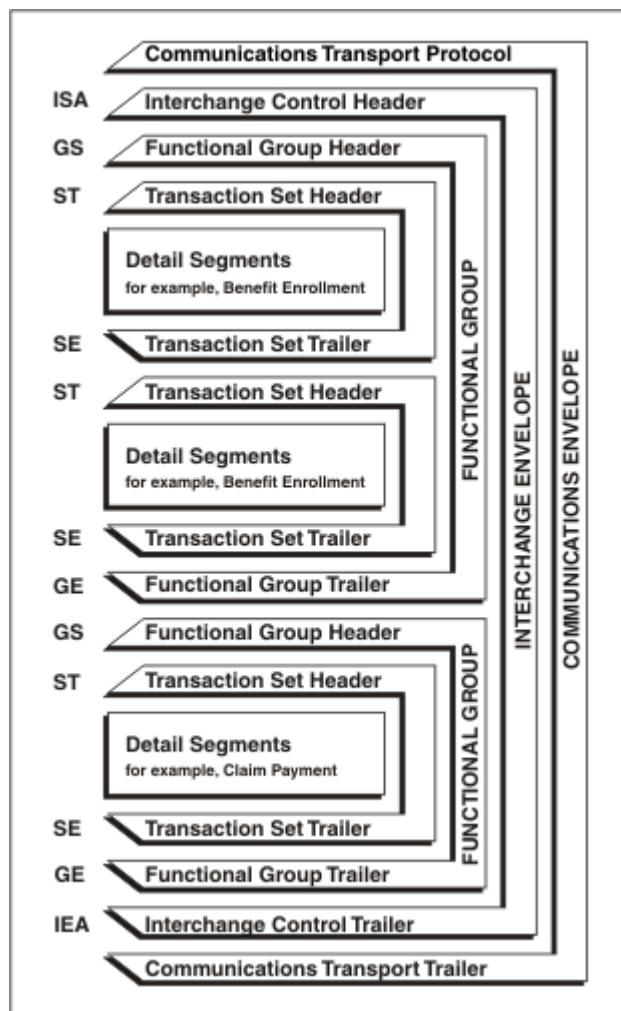
Each transaction set contains groups of logically related data in units called segments. For instance, the N4 segment used in the transaction set conveys the city, state, ZIP Code, and other geographic information. A transaction set contains multiple segments, so the addresses of the different parties, for example, can be conveyed from one computer to the other. An analogy would be that the transaction set is like a freight train; the segments are like the train's cars; and each segment can contain several data elements the same as a train car can hold multiple crates.

The sequence of the elements within one segment is specified by the ASC X12 standard as well as the sequence of segments in the transaction set. In a more conventional computing environment, the segments would be equivalent to records, and the elements equivalent to fields.

Similar transaction sets, called "functional groups," can be sent together within a transmission. Each functional group is prefaced by a group start segment; and a functional group is terminated by a group end segment. One or more functional groups are prefaced by an interchange header and followed by an interchange trailer.

Figure B.1 - *Transmission Control Schematic*, illustrates this interchange control.

Figure B.1 - Transmission Control Schematic



The interchange header and trailer segments envelop one or more functional groups or interchange-related control segments and perform the following functions:

1. Define the data element separators and the data segment terminator.
2. Identify the sender and receiver.
3. Provide control information for the interchange.
4. Allow for authorization and security information.

B.1.1.2 Application Control Structure Definitions and Concepts

B.1.1.2.1 Basic Structure

A data element corresponds to a data field in data processing terminology. A data segment corresponds to a record in data processing terminology. The data segment

begins with a segment ID and contains related data elements. A control segment has the same structure as a data segment; the distinction is in the use. The data segment is used primarily to convey user information, but the control segment is used primarily to convey control information and to group data segments.

B.1.1.2.2 Basic Character Set

The section that follows is designed to have representation in the common character code schemes of EBCDIC, ASCII, and CCITT International Alphabet 5. The ASC X12 standards are graphic-character-oriented; therefore, common character encoding schemes other than those specified herein may be used as long as a common mapping is available. Because the graphic characters have an implied mapping across character code schemes, those bit patterns are not provided here.

The basic character set of this standard, shown in Table B.1 - *Basic Character Set*, includes those selected from the uppercase letters, digits, space, and special characters as specified below.

Table B.1 - Basic Character Set

A...Z	0...9	!	"	&	'	()	+	*
,	-	.	/	:	;	?	=	" " (space)	

B.1.1.2.3 Extended Character Set

An extended character set may be used by negotiation between the two parties and includes the lowercase letters and other special characters as specified in Table B.2 - *Extended Character Set*.

Table B.2 - Extended Character Set

a...z	%	~	@	[]	_	{	}
\		<	>	^	`	#	\$	

Note that the extended characters include several character codes that have multiple graphical representations for a specific bit pattern. The complete list appears in other standards such as CCITT S.5. Use of the USA graphics for these codes presents no problem unless data is exchanged with an international partner. Other problems, such as the translation of item descriptions from English to French, arise when exchanging data with an international partner, but minimizing the use of codes with multiple graphics eliminates one of the more obvious problems.

For implementations compliant with this guide, either the entire extended character set must be acceptable, or the entire extended character set must not be used. In the absence of a specific trading partner agreement to the contrary, trading partners will assume that the extended character set is acceptable. Use of the extended character set allows the use of the "@" character in email addresses within the PER segment. Users should note that characters in the extended character set, as well as the basic character set, may be used as delimiters only when they do not occur in the data as stated in Section B.1.1.2.4.1 - *Base Control Set*.

B.1.1.2.4 Control Characters

Two control character groups are specified; they have restricted usage. The common notation for these groups is also provided, together with the character coding in three common alphabets. In Table B.3 - *Base Control Set*, the column IA5 represents CCITT V.3 International Alphabet 5.

B.1.1.2.4.1 Base Control Set

The base control set includes those characters that will not have a disruptive effect on most communication protocols. These are represented by:

Table B.3 - Base Control Set

NOTATION	NAME	EBCDIC	ASCII	IA5
BEL	bell	2F	07	07
HT	horizontal tab	05	09	09
LF	line feed	25	0A	0A
VT	vertical tab	0B	0B	0B
FF	form feed	0C	0C	0C
CR	carriage return	0D	0D	0D
FS	file separator	1C	1C	1C
GS	group separator	1D	1D	1D
RS	record separator	1E	1E	1E
US	unit separator	1F	1F	1F
NL	new line	15		

The Group Separator (GS) may be an exception in this set because it is used in the 3780 communications protocol to indicate blank space compression.

B.1.1.2.4.2 Extended Control Set

The extended control set includes those that may have an effect on a transmission system. These are shown in Table B.4 - *Extended Control Set*.

Table B.4 - Extended Control Set

NOTATION	NAME	EBCDIC	ASCII	IA5
SOH	start of header	01	01	01
STX	start of text	02	02	02
ETX	end of text	03	03	03
EOT	end of transmission	37	04	04
ENQ	enquiry	2D	05	05
ACK	acknowledge	2E	06	06
DC1	device control 1	11	11	11
DC2	device control 2	12	12	12
DC3	device control 3	13	13	13
DC4	device control 4	3C	14	14
NAK	negative acknowledge	3D	15	15
SYN	synchronous idle	32	16	16
ETB	end of block	26	17	17

B.1.1.2.5 Delimiters

A delimiter is a character used to separate two data elements or component elements or to terminate a segment. The delimiters are an integral part of the data.

Delimiters are specified in the interchange header segment, ISA. The ISA segment can be considered in implementations compliant with this guide (see Appendix C, ISA Segment Note 1) to be a 105 byte fixed length record, followed by a segment terminator. The data element separator is byte number 4; the repetition separator is byte number

83; the component element separator is byte number 105; and the segment terminator is the byte that immediately follows the component element separator.

Once specified in the interchange header, the delimiters are not to be used in a data element value elsewhere in the interchange. For consistency, this implementation guide uses the delimiters shown in Table B.5 - *Delimiters*, in all examples of EDI transmissions.

Table B.5 - Delimiters

CHARACTER	NAME	DELIMITER
*	Asterisk	Data Element Separator
^	Carat	Repetition Separator
:	Colon	Component Element Separator
~	Tilde	Segment Terminator

The delimiters above are for illustration purposes only and are not specific recommendations or requirements. Users of this implementation guide should be aware that an application system may use some valid delimiter characters within the application data. Occurrences of delimiter characters in transmitted data within a data element will result in errors in translation. The existence of asterisks (*) within transmitted application data is a known issue that can affect translation software.

B.1.1.3 Business Transaction Structure Definitions and Concepts

The ASC X12 standards define commonly used business transactions (such as a health care claim) in a formal structure called "transaction sets." A transaction set is composed of a transaction set header control segment, one or more data segments, and a transaction set trailer control segment. Each segment is composed of the following:

- A unique segment ID
- One or more logically related data elements each preceded by a data element separator
- A segment terminator

B.1.1.3.1 Data Element

The data element is the smallest named unit of information in the ASC X12 standard. Data elements are identified as either simple or component. A data element that occurs as an ordinal member of a composite data structure is identified as a component data element. A data element that occurs in a segment outside the defined boundaries of a composite data structure is identified as a simple data element. The

distinction between simple and component data elements is strictly a matter of context because a data element can be used in either capacity.

Data elements are assigned a unique reference number. Each data element has a name, description, type, minimum length, and maximum length. For ID type data elements, this guide provides the applicable ASC X12 code values and their descriptions or references where the valid code list can be obtained.

A simple data element within a segment may have an attribute indicating that it may occur once or a specific number of times more than once. The number of permitted repeats are defined as an attribute in the individual segment where the repeated data element occurs.

Each data element is assigned a minimum and maximum length. The length of the data element value is the number of character positions used except as noted for numeric, decimal, and binary elements.

The data element types shown in Table B.6 - *Data Element Types*, appear in this implementation guide.

Table B.6 - Data Element Types

SYMBOL	TYPE
Nn	Numeric
R	Decimal
ID	Identifier
AN	String
DT	Date
TM	Time
B	Binary

The data element minimum and maximum lengths may be restricted in this implementation guide for a compliant implementation. Such restrictions may occur by virtue of the allowed qualifier for the data element or by specific instructions regarding length or format as stated in this implementation guide.

B.1.1.3.1.1 Numeric

A numeric data element is represented by one or more digits with an optional leading sign representing a value in the normal base of 10. The value of a numeric data element includes an implied decimal point. It is used when the position of the decimal point within the data is permanently fixed and is not to be transmitted with the data.

This set of guides denotes the number of implied decimal positions. The representation for this data element type is "Nn" where N indicates that it is numeric and n indicates the number of decimal positions to the right of the implied decimal point.

If n is 0, it need not appear in the specification; N is equivalent to N0. For negative values, the leading minus sign (-) is used. Absence of a sign indicates a positive value. The plus sign (+) must not be transmitted.

EXAMPLE

A transmitted value of 1234, when specified as numeric type N2, represents a value of 12.34.

Leading zeros must be suppressed unless necessary to satisfy a minimum length requirement. The length of a numeric type data element does not include the optional sign.

B.1.1.3.1.2 Decimal

A decimal data element may contain an explicit decimal point and is used for numeric values that have a varying number of decimal positions. This data element type is represented as "R."

The decimal point always appears in the character stream if the decimal point is at any place other than the right end. If the value is an integer (decimal point at the right end) the decimal point must be omitted. For negative values, the leading minus sign (-) is used. Absence of a sign indicates a positive value. The plus sign (+) must not be transmitted.

Leading zeros must be suppressed unless necessary to satisfy a minimum length requirement. Trailing zeros following the decimal point must be suppressed unless necessary to indicate precision. The use of triad separators (for example, the commas in 1,000,000) is expressly prohibited. The length of a decimal type data element does not include the optional leading sign or decimal point.

EXAMPLE

A transmitted value of 12.34 represents a decimal value of 12.34.

While the ASC X12 standard supports usage of exponential notation, this guide prohibits that usage.

For implementation of this guide under the rules promulgated under the Health Insurance Portability and Accountability Act (HIPAA), decimal data elements in Data Element 782 (Monetary Amount) will be limited to a maximum length of 10 characters including reported or implied places for cents (implied value of 00 after the decimal point). Note the statement in the preceding paragraph that the decimal point and leading sign, if sent, are not part of the character count.

EXAMPLE

For implementations mandated under HIPAA rules:

- The following transmitted value represents the largest positive dollar amount that can be sent: 99999999.99
- The following transmitted value is the longest string of characters that can be sent representing whole dollars: 99999999
- The following transmitted value is the longest string of characters that can be sent representing negative dollars and cents: -99999999.99
- The following transmitted value is the longest string of characters that can be sent representing negative whole dollars: -99999999

B.1.1.3.1.3 Identifier

An identifier data element always contains a value from a predefined list of codes that is maintained by the ASC X12 Committee or some other body recognized by the Committee. Trailing spaces must be suppressed unless they are necessary to satisfy a minimum length. An identifier is always left justified. The representation for this data element type is "ID."

B.1.1.3.1.4 String

A string data element is a sequence of any characters from the basic or extended character sets. The string data element must contain at least one non-space character. The significant characters shall be left justified. Leading spaces, when they occur, are presumed to be significant characters. Trailing spaces must be suppressed unless they are necessary to satisfy a minimum length. The representation for this data element type is "AN."

B.1.1.3.1.5 Date

A date data element is used to express the standard date in either YYMMDD or CCYYMMDD format in which CC is the first two digits of the calendar year, YY is the last two digits of the calendar year, MM is the month (01 to 12), and DD is the day in the

month (01 to 31). The representation for this data element type is "DT." Users of this guide should note that all dates within transactions are 8-character dates (millennium compliant) in the format CCYYMMDD. The only date data element that is in format YYMMDD is the Interchange Date data element in the ISA segment and the TA1 segment where the century is easily determined because of the nature of an interchange header.

B.1.1.3.1.6 Time

A time data element is used to express the ISO standard time HHMMSSd..d format in which HH is the hour for a 24 hour clock (00 to 23), MM is the minute (00 to 59), SS is the second (00 to 59) and d..d is decimal seconds. The representation for this data element type is "TM." The length of the data element determines the format of the transmitted time.

EXAMPLE

Transmitted data elements of four characters denote HHMM. Transmitted data elements of six characters denote HHMMSS.

B.1.1.3.1.7 Binary

The binary data element is any sequence of octets ranging in value from binary 00000000 to binary 11111111. This data element type has no defined maximum length. Actual length is specified by the immediately preceding data element. Within the body of a transaction set (from ST to SE) implemented according to this technical report, the binary data element type is only used in the segments Binary Data Segment BIN, and Binary Data Structure BDS. Within those segments, Data Element 785 Binary Data is a string of octets which can assume any binary pattern from hexadecimal 00 to FF, and can be used to send text as well as coded data, including data from another application in its native format. The binary data type is also used in some control and security structures.

Not all transaction sets use the Binary Data Segment BIN or Binary Data Structure BDS.

B.1.1.3.2 Repeating Data Elements

Simple or composite data elements within a segment can be designated as repeating data elements. Repeating data elements are adjacent data elements that occur up to a number of times specified in the standard as number of repeats. The implementation guide may also specify the number of repeats of a repeating data element in a specific location in the transaction that are permitted in a compliant implementation. Adjacent occurrences of the same repeating simple data element or composite data structure in a segment shall be separated by a repetition separator.

B.1.1.3.3 Composite Data Structure

The composite data structure is an intermediate unit of information in a segment. Composite data structures are composed of one or more logically related simple data elements, each, except the last, followed by a sub-element separator. The final data element is followed by the next data element separator or the segment terminator. Each simple data element within a composite is called a component.

Each composite data structure has a unique four-character identifier, a name, and a purpose. The identifier serves as a label for the composite. A composite data structure can be further defined through the use of syntax notes, semantic notes, and comments. Each component within the composite is further characterized by a reference designator and a condition designator. The reference designators and the condition designators are described in Section B.1.1.3.8 - *Reference Designator* and Section B.1.1.3.9 - *Condition Designator*.

A composite data structure within a segment may have an attribute indicating that it may occur once or a specific number of times more than once. The number of permitted repeats are defined as an attribute in the individual segment where the repeated composite data structure occurs.

B.1.1.3.4 Data Segment

The data segment is an intermediate unit of information in a transaction set. In the data stream, a data segment consists of a segment identifier, one or more composite data structures or simple data elements each preceded by a data element separator and succeeded by a segment terminator.

Each data segment has a unique two- or three-character identifier, a name, and a purpose. The identifier serves as a label for the data segment. A segment can be further defined through the use of syntax notes, semantic notes, and comments. Each simple data element or composite data structure within the segment is further characterized by a reference designator and a condition designator.

B.1.1.3.5 Syntax Notes

Syntax notes describe relational conditions among two or more data segment units within the same segment, or among two or more component data elements within the same composite data structure. For a complete description of the relational conditions, See Section B.1.1.3.9 - *Condition Designator*.

B.1.1.3.6 Semantic Notes

Simple data elements or composite data structures may be referenced by a semantic note within a particular segment. A semantic note provides important additional information regarding the intended meaning of a designated data element, particularly a generic type, in the context of its use within a specific data segment. Semantic notes may also define a relational condition among data elements in a segment based on the presence of a specific value (or one of a set of values) in one of the data elements.

B.1.1.3.7 Comments

A segment comment provides additional information regarding the intended use of the segment.

B.1.1.3.8 Reference Designator

Each simple data element or composite data structure in a segment is provided a structured code that indicates the segment in which it is used and the sequential position within the segment. The code is composed of the segment identifier followed by a two-digit number that defines the position of the simple data element or composite data structure in that segment.

For purposes of creating reference designators, the composite data structure is viewed as the hierarchical equal of the simple data element. Each component data element in a composite data structure is identified by a suffix appended to the reference designator for the composite data structure of which it is a member. This suffix is prefixed with a hyphen and defines the position of the component data element in the composite data structure.

EXAMPLE

- The first simple element of the CLP segment would be identified as CLP01.
- The first position in the SVC segment is occupied by a composite data structure that contains seven component data elements, the reference designator for the second component data element would be SVC01-02.

B.1.1.3.9 Condition Designator

This section provides information about X12 standard conditions designators. It is provided so that users will have information about the general standard. Implementation guides may impose other conditions designators. See implementation guide section 2.1 Presentation Examples for detailed information about the implementation guide Industry Usage requirements for compliant implementation.

Data element conditions are of three types: mandatory, optional, and relational. They define the circumstances under which a data element may be required to be present or not present in a particular segment.

Table B.7 - Condition Designator

DESIGNATOR	DESCRIPTION	
M- Mandatory	The designation of mandatory is absolute in the sense that there is no dependency on other data elements. This designation may apply to either simple data elements or composite data structures. If the designation applies to a composite data structure, then at least one value of a component data element in that composite data structure shall be included in the data segment.	
O- Optional	The designation of optional means that there is no requirement for a simple data element or composite data structure to be present in the segment. The presence of a value for a simple data element or the presence of value for any of the component data elements of a composite data structure is at the option of the sender.	
X- Relational	Relational conditions may exist among two or more simple data elements within the same data segment based on the presence or absence of one of those data elements (presence means a data element must not be empty). Relational conditions are specified by a condition code (see table below) and the reference designators of the affected data elements. A data element may be subject to more than one relational condition.	
	The definitions for each of the condition codes used within syntax notes are detailed below:	
	CONDITION CODE	DEFINITION
	P- Paired or Multiple	If any element specified in the relational condition is present, then all of the elements specified must be present.
	R- Required	At least one of the elements specified in the condition must be present.
	E- Exclusion	Not more than one of the elements specified in the condition may be present.

DESIGNATOR	DESCRIPTION	
	C- Conditional	If the first element specified in the condition is present, then all other elements must be present. However, any or all of the elements not specified as the first element in the condition may appear without requiring that the first element be present. The order of the elements in the condition does not have to be the same as the order of the data elements in the data segment.
	L- List Conditional	If the first element specified in the condition is present, then at least one of the remaining elements must be present. However, any or all of the elements not specified as the first element in the condition may appear without requiring that the first element be present. The order of the elements in the condition does not have to be the same as the order of the data elements in the data segment.

B.1.1.3.10 Absence of Data

Any simple data element that is indicated as mandatory must not be empty if the segment is used. At least one component data element of a composite data structure that is indicated as mandatory must not be empty if the segment is used. Optional simple data elements and/or composite data structures and their preceding data element separators that are not needed must be omitted if they occur at the end of a segment. If they do not occur at the end of the segment, the simple data element values and/or composite data structure values may be omitted. Their absence is indicated by the occurrence of their preceding data element separators, in order to maintain the element's or structure's position as defined in the data segment.

Likewise, when additional information is not necessary within a composite, the composite may be terminated by providing the appropriate data element separator or segment terminator.

If a segment has no data in any data element within the segment (an "empty" segment), that segment must not be sent.

B.1.1.3.11 Control Segments

A control segment has the same structure as a data segment, but it is used for transferring control information rather than application information.

B.1.1.3.11.1 Loop Control Segments

Loop control segments are used only to delineate bounded loops. Delineation of the loop shall consist of the loop header (LS segment) and the loop trailer (LE segment). The loop header defines the start of a structure that must contain one or more iterations of a loop of data segments and provides the loop identifier for this loop. The loop trailer defines the end of the structure. The LS segment appears only before the first occurrence of the loop, and the LE segment appears only after the last occurrence of the loop. Unbounded looping structures do not use loop control segments.

B.1.1.3.11.2 Transaction Set Control Segments

The transaction set is delineated by the transaction set header (ST segment) and the transaction set trailer (SE segment). The transaction set header identifies the start and identifier of the transaction set. The transaction set trailer identifies the end of the transaction set and provides a count of the data segments, which includes the ST and SE segments.

B.1.1.3.11.3 Functional Group Control Segments

The functional group is delineated by the functional group header (GS segment) and the functional group trailer (GE segment). The functional group header starts and identifies one or more related transaction sets and provides a control number and application identification information. The functional group trailer defines the end of the functional group of related transaction sets and provides a count of contained transaction sets.

B.1.1.3.11.4 Relations among Control Segments

The control segment of this standard must have a nested relationship as is shown and annotated in this subsection. The letters preceding the control segment name are the segment identifier for that control segment. The indentation of segment identifiers shown below indicates the subordination among control segments.

GS Functional Group Header, starts a group of related transaction sets.

ST Transaction Set Header, starts a transaction set.

LS Loop Header, starts a bounded loop of data segments but is not part of the loop.

LS Loop Header, starts an inner, nested, bounded loop.

LE Loop Trailer, ends an inner, nested bounded loop.

LE Loop Trailer, ends a bounded loop of data segments but is not part of the loop.

SE Transaction Set Trailer, ends a transaction set.

GE Functional Group Trailer, ends a group of related transaction sets.

More than one ST/SE pair, each representing a transaction set, may be used within one functional group. Also more than one LS/LE pair, each representing a bounded loop, may be used within one transaction set.

B.1.1.3.12 Transaction Set

The transaction set is the smallest meaningful set of information exchanged between trading partners. The transaction set consists of a transaction set header segment, one or more data segments in a specified order, and a transaction set trailer segment. See Figure B.1 - *Transmission Control Schematic*.

B.1.1.3.12.1 Transaction Set Header and Trailer

A transaction set identifier uniquely identifies a transaction set. This identifier is the first data element of the Transaction Set Header Segment (ST). A user assigned transaction set control number in the header must match the control number in the Trailer Segment (SE) for any given transaction set. The value for the number of included segments in the SE segment is the total number of segments in the transaction set, including the ST and SE segments.

B.1.1.3.12.2 Data Segment Groups

The data segments in a transaction set may be repeated as individual data segments or as unbounded or bounded loops.

B.1.1.3.12.3 Repeated Occurrences of Single Data Segments

When a single data segment is allowed to be repeated, it may have a specified maximum number of occurrences defined at each specified position within a given transaction set standard. Alternatively, a segment may be allowed to repeat an unlimited number of times. The notation for an unlimited number of repetitions is ">1."

B.1.1.3.12.4 Loops of Data Segments

Loops are groups of semantically related segments. Data segment loops may be unbounded or bounded.

Unbounded Loops

To establish the iteration of a loop, the first data segment in the loop must appear once and only once in each iteration. Loops may have a specified maximum number of

repetitions. Alternatively, the loop may be specified as having an unlimited number of iterations. The notation for an unlimited number of repetitions is ">1."

A specified sequence of segments is in the loop. Loops themselves are optional or mandatory. The requirement designator of the beginning segment of a loop indicates whether at least one occurrence of the loop is required. Each appearance of the beginning segment defines an occurrence of the loop.

The requirement designator of any segment within the loop after the beginning segment applies to that segment for each occurrence of the loop. If there is a mandatory requirement designator for any data segment within the loop after the beginning segment, that data segment is mandatory for each occurrence of the loop. If the loop is optional, the mandatory segment only occurs if the loop occurs.

Bounded Loops

The characteristics of unbounded loops described previously also apply to bounded loops. In addition, bounded loops require a Loop Start Segment (LS) to appear before the first occurrence and a Loop End Segment (LE) to appear after the last consecutive occurrence of the loop. If the loop does not occur, the LS and LE segments are suppressed.

B.1.1.3.12.5 Data Segments in a Transaction Set

When data segments are combined to form a transaction set, three characteristics are applied to each data segment: a requirement designator, a position in the transaction set, and a maximum occurrence.

B.1.1.3.12.6 Data Segment Requirement Designators

A data segment, or loop, has one of the following requirement designators for health care and insurance transaction sets, indicating its appearance in the data stream of a transmission. These requirement designators are represented by a single character code.

Table B.8 - Data Segment Requirement Designators

DESIGNATOR	DESCRIPTION
M- Mandatory	This data segment must be included in the transaction set. (Note that a data segment may be mandatory in a loop of data segments, but the loop itself is optional if the beginning segment of the loop is designated as optional.)
O- Optional	The presence of this data segment is the option of the sending party.

B.1.1.3.12.7 Data Segment Position

The ordinal positions of the segments in a transaction set are explicitly specified for that transaction. Subject to the flexibility provided by the optional requirement designators of the segments, this positioning must be maintained.

B.1.1.3.12.8 Data Segment Occurrence

A data segment may have a maximum occurrence of one, a finite number greater than one, or an unlimited number indicated by ">1."

B.1.1.3.13 Functional Group

A functional group is a group of similar transaction sets that is bounded by a functional group header segment and a functional group trailer segment. The functional identifier defines the group of transactions that may be included within the functional group. The value for the functional group control number in the header and trailer control segments must be identical for any given group. The value for the number of included transaction sets is the total number of transaction sets in the group. See Figure B.1 - *Transmission Control Schematic*.

B.1.1.4 Envelopes and Control Structures**B.1.1.4.1 Interchange Control Structures**

Typically, the term "interchange" connotes the ISA/IEA envelope that is transmitted between trading/business partners. Interchange control is achieved through several "control" components. The interchange control number is contained in data element ISA13 of the ISA segment. The identical control number must also occur in data element 02 of the IEA segment. Most commercial translation software products will verify that these two elements are identical. In most translation software products, if these elements are different the interchange will be "suspended" in error.

There are many other features of the ISA segment that are used for control measures. For instance, the ISA segment contains data elements such as authorization information, security information, sender identification, and receiver identification that can be used for control purposes. These data elements are agreed upon by the trading partners prior to transmission. The interchange date and time data elements as well as the interchange control number within the ISA segment are used for debugging purposes when there is a problem with the transmission or the interchange.

Data Element ISA12, Interchange Control Version Number, indicates the version of the ISA/IEA envelope. GS08 indicates the version of the transaction sets contained within the ISA/IEA envelope. The versions are not required to be the same. An Interchange

Acknowledgment can be requested through data element ISA14. The interchange acknowledgment is the TA1 segment. Data element ISA15, Test Indicator, is used between trading partners to indicate that the transmission is in a "test" or "production" mode. Data element ISA16, Subelement Separator, is used by the translator for interpretation of composite data elements.

The ending component of the interchange or ISA/IEA envelope is the IEA segment. Data element IEA01 indicates the number of functional groups that are included within the interchange. In most commercial translation software products, an aggregate count of functional groups is kept while interpreting the interchange. This count is then verified with data element IEA01. If there is a discrepancy, in most commercial products, the interchange is suspended. The other data element in the IEA segment is IEA02 which is referenced above.

See Appendix C, EDI Control Directory, for a complete detailing of the interchange control header and trailer. The authors recommend that when two transactions with different X12 versions numbers are sent in one interchange control structure (multiple functional groups within one ISA/IEA envelope), the Interchange Control version used should be that of the most recent transaction version included in the envelope. For the transmission of HIPAA transactions with mixed versions, this would be a compliant enveloping structure.

B.1.1.4.2 Functional Groups

Control structures within the functional group envelope include the functional identifier code in GS01. The Functional Identifier Code is used by the commercial translation software during interpretation of the interchange to determine the different transaction sets that may be included within the functional group. If an inappropriate transaction set is contained within the functional group, most commercial translation software will suspend the functional group within the interchange. The Application Sender's Code in GS02 can be used to identify the sending unit of the transmission. The Application Receiver's Code in GS03 can be used to identify the receiving unit of the transmission. The functional group contains a creation date (GS04) and creation time (GS05) for the functional group. The Group Control Number is contained in GS06. These data elements (GS04, GS05, and GS06) can be used for debugging purposes. GS08, Version/Release/Industry Identifier Code is the version/release/sub-release of the transaction sets being transmitted in this functional group.

The Functional Group Control Number in GS06 must be identical to data element 02 of the GE segment. Data element GE01 indicates the number of transaction sets within the functional group. In most commercial translation software products, an aggregate

count of the transaction sets is kept while interpreting the functional group. This count is then verified with data element GE01.

See Appendix C, EDI Control Directory, for a complete detailing of the functional group header and trailer.

B.1.1.4.3 HL Structures

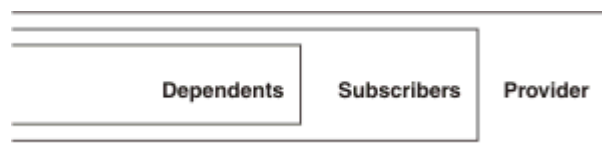
The HL segment is used in several X12 transaction sets to identify levels of detail information using a hierarchical structure, such as relating dependents to a subscriber. Hierarchical levels may differ from guide to guide.

For example, each provider can bill for one or more subscribers, each subscriber can have one or more dependents and the subscriber and the dependents can make one or more claims.

Each guide states what levels are available, the level's usage, number of repeats, and whether that level has subordinate levels within a transaction set.

For implementations compliant with this guide, the repeats of the loops identified by the HL structure shall appear in the hierarchical order specified in BHT01, when those particular hierarchical levels exist. That is, an HL parent loop must be followed by the subordinate child loops, if any, prior to commencing a new HL parent loop at the same hierarchical level.

The following diagram, from transaction set 837, illustrates a typical hierarchy.



The two examples below illustrate this requirement:

Example 1 based on Implementation Guide 811X201: INSURER

First STATE in transaction (child of INSURER)

First POLICY in transaction (child of first STATE)

First VEHICLE in transaction (child of first POLICY)

Second POLICY in transaction (child of first STATE)

Second VEHICLE in transaction (child of second POLICY)

Third VEHICLE in transaction (child of second POLICY)

Second STATE in transaction (child of INSURER)
Third POLICY in transaction (child of second STATE)
Fourth VEHICLE in transaction (child of third POLICY)

Example 2 based on Implementation Guide 837X141

First PROVIDER in transaction
 First SUBSCRIBER in transaction (child of first PROVIDER)
Second PROVIDER in transaction
 Second SUBSCRIBER in transaction (child of second PROVIDER)
 First DEPENDENT in transaction (child of second SUBSCRIBER)
 Second DEPENDENT in transaction (child of second SUBSCRIBER)
 Third SUBSCRIBER in transaction (child of second PROVIDER)
Third PROVIDER in transaction
 Fourth SUBSCRIBER in transaction (child of third PROVIDER)
 Fifth SUBSCRIBER in transaction (child of third PROVIDER)
 Third DEPENDENT in transaction (child of fifth SUBSCRIBER)

B.1.1.5 Acknowledgments

B.1.1.5.1 Interchange Acknowledgment, TA1

The TA1 segment provides the capability for the interchange receiver to notify the sender that a valid envelope was received or that problems were encountered with the interchange control structure. The TA1 verifies the envelopes only. Transaction set-specific verification is accomplished through use of the Functional Acknowledgment Transaction Set, 997. See Section B.1.1.5.2 - *Functional Acknowledgment, 997*, for more details. The TA1 is unique in that it is a single segment transmitted without the GS/GE envelope structure. A TA1 can be included in an interchange with other functional groups and transactions.

Encompassed in the TA1 are the interchange control number, interchange date and time, interchange acknowledgment code, and the interchange note code. The interchange control number, interchange date and time are identical to those that were present in the transmitted interchange from the trading partner. This provides the capability to associate the TA1 with the transmitted interchange. TA104, Interchange Acknowledgment Code, indicates the status of the interchange control structure. This data element stipulates whether the transmitted interchange was accepted with no errors, accepted with errors, or rejected because of errors. TA105, Interchange Note Code, is a numerical code that indicates the error found while processing the interchange control structure. Values for this data element indicate whether the error occurred at the interchange or functional group envelope.

B.1.1.5.2 Functional Acknowledgment, 997

The Functional Acknowledgment Transaction Set, 997, has been designed to allow trading partners to establish a comprehensive control function as a part of their business exchange process. This acknowledgment process facilitates control of EDI. There is a one-to-one correspondence between a 997 and a functional group. Segments within the 997 can identify the acceptance or rejection of the functional group, transaction sets or segments. Data elements in error can also be identified. There are many EDI implementations that have incorporated the acknowledgment process in all of their electronic communications. The 997 is used as a functional acknowledgment to a previously transmitted functional group.

The 997 is a transaction set and thus is encapsulated within the interchange control structure (envelopes) for transmission.

B.2 Object Descriptors

Object Descriptors (OD) provide a method to uniquely identify specific locations within an implementation guide. There is an OD assigned at every level of the X12N implementation:

1. Transaction Set
2. Loop
3. Segment
4. Composite Data Element
5. Component Data Element
6. Simple Data Element

ODs at the first four levels are coded using X12 identifiers separated by underbars:

Entity	Example
1. Transaction Set Identifier plus a unique 2 character value	837Q1
2. Above plus under bar plus Loop Identifier as assigned within an implementation guide	837Q1_2330C
3. Above plus under bar plus Segment Identifier	837Q1_2330C_NM1

Entity	Example
4. Above plus Reference Designator plus under bar plus Composite Identifier	837Q1_2400_SV101_C003

The fifth and sixth levels add a name derived from the "Industry Term" defined in the X12N Data Dictionary. The name is derived by removing the spaces.

Entity	Example
5. Number 4 above plus composite sequence plus under bar plus name	837Q1_2400_SV101_C00302_ProcedureCode
6. Number 3 above plus Reference Designator plus two under bars plus name	837Q1_2330C_NM109__OtherPayerPatientPrimaryIdentifier

Said in another way, ODs contain a coded component specifying a location in an implementation guide, a separator, and a name portion. For example:



Since ODs are unique across all X12N implementation guides, they can be used for a variety of purposes. For example, as a cross reference to older data transmission systems, like the National Standard Format for health care claims, or to form XML tags for newer data transmission systems.

C EDI Control Directory

C.1 Control Segments

- **ISA**
Interchange Control Header Segment
- **GS**
Functional Group Header Segment
- **GE**
Functional Group Trailer Segment
- **IEA**
Interchange Control Trailer Segment

SEGMENT DETAIL

ISA - INTERCHANGE CONTROL HEADER

X12 Segment Name: Interchange Control Header

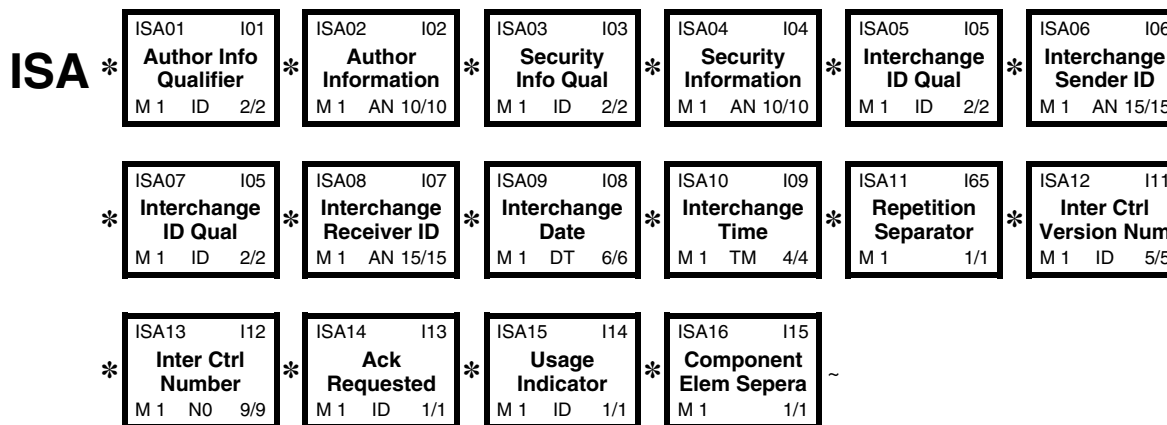
X12 Purpose: To start and identify an interchange of zero or more functional groups and interchange-related control segments

Usage: REQUIRED

- TR3 Notes:**
1. All positions within each of the data elements must be filled.
 2. For compliant implementations under this implementation guide, ISA13, the interchange Control Number, must be a positive unsigned number. Therefore, the ISA segment can be considered a fixed record length segment.
 3. The first element separator defines the element separator to be used through the entire interchange.
 4. The ISA segment terminator defines the segment terminator used throughout the entire interchange.
 5. Spaces in the example interchanges are represented by “.” for clarity.

TR3 Example: ISA*00*.....*01*SECRET....*ZZ*SUBMITTERS.ID..*ZZ*RECEIVERS.ID...*030101*1253*^*00501*000000905*1*T*::~

DIAGRAM



ELEMENT DETAIL

USAGE	REF. DES.	DATA ELEMENT	NAME	ATTRIBUTES
REQUIRED	ISA01	I01	Authorization Information Qualifier	M 1 ID 2/2
			Code identifying the type of information in the Authorization Information	
			CODE	DEFINITION
			00	No Authorization Information Present (No Meaningful Information in I02)
			03	Additional Data Identification

REQUIRED	ISA02	I02	Authorization Information Information used for additional identification or authorization of the interchange sender or the data in the interchange; the type of information is set by the Authorization Information Qualifier (I01)	M 1	AN	10/10																						
REQUIRED	ISA03	I03	Security Information Qualifier Code identifying the type of information in the Security Information	M 1	ID	2/2																						
			<table><tr><th>CODE</th><th>DEFINITION</th></tr><tr><td>00</td><td>No Security Information Present (No Meaningful Information in I04)</td></tr><tr><td>01</td><td>Password</td></tr></table>	CODE	DEFINITION	00	No Security Information Present (No Meaningful Information in I04)	01	Password																			
CODE	DEFINITION																											
00	No Security Information Present (No Meaningful Information in I04)																											
01	Password																											
REQUIRED	ISA04	I04	Security Information This is used for identifying the security information about the interchange sender or the data in the interchange; the type of information is set by the Security Information Qualifier (I03)	M 1	AN	10/10																						
REQUIRED	ISA05	I05	Interchange ID Qualifier Code indicating the system/method of code structure used to designate the sender or receiver ID element being qualified	M 1	ID	2/2																						
			This ID qualifies the Sender in ISA06.																									
			<table><tr><th>CODE</th><th>DEFINITION</th></tr><tr><td>01</td><td>Duns (Dun & Bradstreet)</td></tr><tr><td>14</td><td>Duns Plus Suffix</td></tr><tr><td>20</td><td>Health Industry Number (HIN)</td></tr><tr><td></td><td>CODE SOURCE 121: Health Industry Number</td></tr><tr><td>27</td><td>Carrier Identification Number as assigned by Health Care Financing Administration (HCFA)</td></tr><tr><td>28</td><td>Fiscal Intermediary Identification Number as assigned by Health Care Financing Administration (HCFA)</td></tr><tr><td>29</td><td>Medicare Provider and Supplier Identification Number as assigned by Health Care Financing Administration (HCFA)</td></tr><tr><td>30</td><td>U.S. Federal Tax Identification Number</td></tr><tr><td>33</td><td>National Association of Insurance Commissioners Company Code (NAIC)</td></tr><tr><td>ZZ</td><td>Mutually Defined</td></tr></table>	CODE	DEFINITION	01	Duns (Dun & Bradstreet)	14	Duns Plus Suffix	20	Health Industry Number (HIN)		CODE SOURCE 121: Health Industry Number	27	Carrier Identification Number as assigned by Health Care Financing Administration (HCFA)	28	Fiscal Intermediary Identification Number as assigned by Health Care Financing Administration (HCFA)	29	Medicare Provider and Supplier Identification Number as assigned by Health Care Financing Administration (HCFA)	30	U.S. Federal Tax Identification Number	33	National Association of Insurance Commissioners Company Code (NAIC)	ZZ	Mutually Defined			
CODE	DEFINITION																											
01	Duns (Dun & Bradstreet)																											
14	Duns Plus Suffix																											
20	Health Industry Number (HIN)																											
	CODE SOURCE 121: Health Industry Number																											
27	Carrier Identification Number as assigned by Health Care Financing Administration (HCFA)																											
28	Fiscal Intermediary Identification Number as assigned by Health Care Financing Administration (HCFA)																											
29	Medicare Provider and Supplier Identification Number as assigned by Health Care Financing Administration (HCFA)																											
30	U.S. Federal Tax Identification Number																											
33	National Association of Insurance Commissioners Company Code (NAIC)																											
ZZ	Mutually Defined																											
REQUIRED	ISA06	I06	Interchange Sender ID Identification code published by the sender for other parties to use as the receiver ID to route data to them; the sender always codes this value in the sender ID element	M 1	AN	15/15																						
REQUIRED	ISA07	I05	Interchange ID Qualifier Code indicating the system/method of code structure used to designate the sender or receiver ID element being qualified	M 1	ID	2/2																						

This ID qualifies the Receiver in ISA08.

CODE	DEFINITION
01	Duns (Dun & Bradstreet)
14	Duns Plus Suffix
20	Health Industry Number (HIN)
	CODE SOURCE 121: Health Industry Number

			27	Carrier Identification Number as assigned by Health Care Financing Administration (HCFA)			
			28	Fiscal Intermediary Identification Number as assigned by Health Care Financing Administration (HCFA)			
			29	Medicare Provider and Supplier Identification Number as assigned by Health Care Financing Administration (HCFA)			
			30	U.S. Federal Tax Identification Number			
			33	National Association of Insurance Commissioners Company Code (NAIC)			
			ZZ	Mutually Defined			
REQUIRED	ISA08	I07		Interchange Receiver ID	M 1 AN	15/15	
				Identification code published by the receiver of the data; When sending, it is used by the sender as their sending ID, thus other parties sending to them will use this as a receiving ID to route data to them			
REQUIRED	ISA09	I08		Interchange Date	M 1 DT	6/6	
				Date of the interchange			
				The date format is YYMMDD.			
REQUIRED	ISA10	I09		Interchange Time	M 1 TM	4/4	
				Time of the interchange			
				The time format is HHMM.			
REQUIRED	ISA11	I65		Repetition Separator	M 1	1/1	
				Type is not applicable; the repetition separator is a delimiter and not a data element; this field provides the delimiter used to separate repeated occurrences of a simple data element or a composite data structure; this value must be different than the data element separator, component element separator, and the segment terminator			
REQUIRED	ISA12	I11		Interchange Control Version Number	M 1 ID	5/5	
				Code specifying the version number of the interchange control segments			
				CODE DEFINITION			
			00501	Standards Approved for Publication by ASC X12 Procedures Review Board through October 2003			
REQUIRED	ISA13	I12		Interchange Control Number	M 1 N0	9/9	
				A control number assigned by the interchange sender			
				The Interchange Control Number, ISA13, must be identical to the associated Interchange Trailer IEA02.			
				Must be a positive unsigned number and must be identical to the value in IEA02.			
REQUIRED	ISA14	I13		Acknowledgment Requested	M 1 ID	1/1	
				Code indicating sender's request for an interchange acknowledgment			
				See Section B.1.1.5.1 for interchange acknowledgment information.			
				CODE DEFINITION			
			0	No Interchange Acknowledgment Requested			
			1	Interchange Acknowledgment Requested (TA1)			

REQUIRED	ISA15	I14	Interchange Usage Indicator		M 1	ID	1/1
			Code indicating whether data enclosed by this interchange envelope is test, production or information				
			CODE	DEFINITION			
			P	Production Data			
			T	Test Data			
REQUIRED	ISA16	I15	Component Element Separator		M 1		1/1
			Type is not applicable; the component element separator is a delimiter and not a data element; this field provides the delimiter used to separate component data elements within a composite data structure; this value must be different than the data element separator and the segment terminator				

SEGMENT DETAIL

GS - FUNCTIONAL GROUP HEADER

X12 Segment Name: Functional Group Header

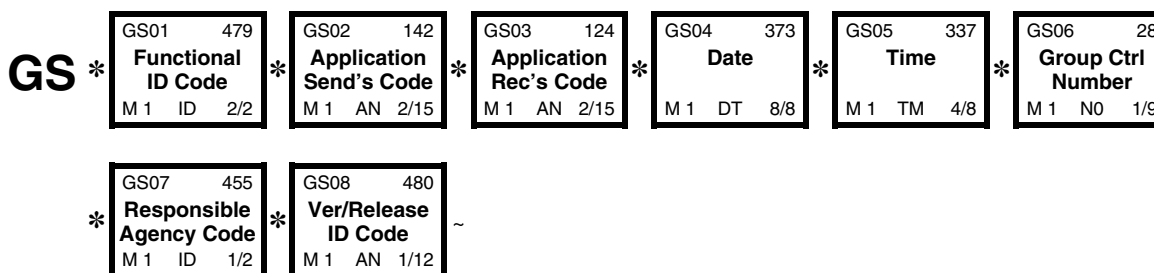
X12 Purpose: To indicate the beginning of a functional group and to provide control information

X12 Comments: 1. A functional group of related transaction sets, within the scope of X12 standards, consists of a collection of similar transaction sets enclosed by a functional group header and a functional group trailer.

Usage: REQUIRED

TR3 Example: GS*XX*SENDER CODE*RECEIVER
CODE*19991231*0802*1*X*005010X222A2~

DIAGRAM



ELEMENT DETAIL

USAGE	REF. DES.	DATA ELEMENT	NAME	ATTRIBUTES
REQUIRED	GS01	479	Functional Identifier Code Code identifying a group of application related transaction sets	M 1 ID 2/2
This is the 2-character Functional Identifier Code assigned to each transaction set by X12. The specific code for a transaction set defined by this implementation guide is presented in section 1.2, Version Information.				
REQUIRED	GS02	142	Application Sender's Code Code identifying party sending transmission; codes agreed to by trading partners	M 1 AN 2/15
Use this code to identify the unit sending the information.				
REQUIRED	GS03	124	Application Receiver's Code Code identifying party receiving transmission; codes agreed to by trading partners	M 1 AN 2/15
Use this code to identify the unit receiving the information.				
REQUIRED	GS04	373	Date Date expressed as CCYYMMDD where CC represents the first two digits of the calendar year	M 1 DT 8/8
SEMANTIC: GS04 is the group date.				
Use this date for the functional group creation date.				

REQUIRED	GS05	337	<div>Time<div>M 1 TM 4/8</div><div>Time expressed in 24-hour clock time as follows: HHMM, or HHMMSS, or HHMMSSD, or HHMMSSDD, where H = hours (00-23), M = minutes (00-59), S = integer seconds (00-59) and DD = decimal seconds; decimal seconds are expressed as follows: D = tenths (0-9) and DD = hundredths (00-99)</div><div>SEMANTIC: GS05 is the group time.</div><div>Use this time for the creation time. The recommended format is HHMM.</div></div>		
REQUIRED	GS06	28	<div>Group Control Number<div>M 1 NO 1/9</div><div>Assigned number originated and maintained by the sender</div><div>SEMANTIC: The data interchange control number GS06 in this header must be identical to the same data element in the associated functional group trailer, GE02.</div><div>For implementations compliant with this guide, GS06 must be unique within a single transmission (that is, within a single ISA to IEA enveloping structure). The authors recommend that GS06 be unique within all transmissions over a period of time to be determined by the sender.</div></div>		
REQUIRED	GS07	455	<div>Responsible Agency Code<div>M 1 ID 1/2</div><div>Code identifying the issuer of the standard; this code is used in conjunction with Data Element 480</div><table><thead><tr><th>CODE</th><th>DEFINITION</th></tr></thead></table></div>	CODE	DEFINITION
CODE	DEFINITION				
REQUIRED	GS08	480	<div>X<div>Accredited Standards Committee X12</div><div>Version / Release / Industry Identifier Code<div>M 1 AN 1/12</div><div>Code indicating the version, release, subrelease, and industry identifier of the EDI standard being used, including the GS and GE segments; if code in DE455 in GS segment is X, then in DE 480 positions 1-3 are the version number; positions 4-6 are the release and subrelease, level of the version; and positions 7-12 are the industry or trade association identifiers (optionally assigned by user); if code in DE455 in GS segment is T, then other formats are allowed</div><div>CODE SOURCE 881: Version / Release / Industry Identifier Code</div><div>This is the unique Version/Release/Industry Identifier Code assigned to an implementation by X12N. The specific code for a transaction set defined by this implementation guide is presented in section 1.2, Version Information.</div><table><thead><tr><th>CODE</th><th>DEFINITION</th></tr></thead></table><div>005010X222A2 Standards Approved for Publication by ASC X12 Procedures Review Board through October 2003</div></div></div>	CODE	DEFINITION
CODE	DEFINITION				

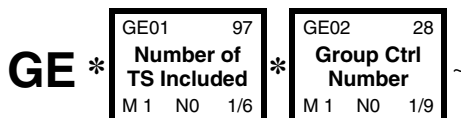
SEGMENT DETAIL

GE - FUNCTIONAL GROUP TRAILER**X12 Segment Name:** Functional Group Trailer**X12 Purpose:** To indicate the end of a functional group and to provide control information

X12 Comments: 1. The use of identical data interchange control numbers in the associated functional group header and trailer is designed to maximize functional group integrity. The control number is the same as that used in the corresponding header.

Usage: REQUIRED**TR3 Example:** GE*1*1~

DIAGRAM



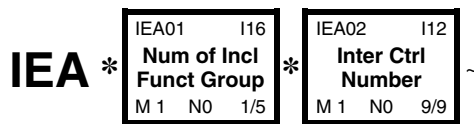
ELEMENT DETAIL

USAGE	REF. DES.	DATA ELEMENT	NAME	ATTRIBUTES
REQUIRED	GE01	97	Number of Transaction Sets Included Total number of transaction sets included in the functional group or interchange (transmission) group terminated by the trailer containing this data element	M 1 NO 1/6
REQUIRED	GE02	28	Group Control Number Assigned number originated and maintained by the sender	M 1 NO 1/9
SEMANTIC: The data interchange control number GE02 in this trailer must be identical to the same data element in the associated functional group header, GS06.				

SEGMENT DETAIL

IEA - INTERCHANGE CONTROL TRAILER**X12 Segment Name:** Interchange Control Trailer**X12 Purpose:** To define the end of an interchange of zero or more functional groups and interchange-related control segments**Segment Repeat:** 1**TR3 Example:** IEA*1*000000905~

DIAGRAM



ELEMENT DETAIL

USAGE	REF. DES.	DATA ELEMENT	NAME	ATTRIBUTES		
REQUIRED	IEA01	I16	Number of Included Functional Groups A count of the number of functional groups included in an interchange	M 1	N0	1/5
REQUIRED	IEA02	I12	Interchange Control Number A control number assigned by the interchange sender	M 1	N0	9/9

D Change Summary

This Implementation Guide defines X12N implementation 005010X222A1 of the Health Care Claim: Professional. It is based on version/release/subrelease 005010 of the ASC X12 standards. The previous X12N implementation of the Health Care Claim: Professional was 004050X143, based on version/release/subrelease 004050 of the ASC X12 standards.

Implementation of 005010X222A1 contains significant changes and clarifications. It can only be used with other trading partners who have also implemented 005010X222A1. Below is a high-level description of the substantive changes from the previous version.

D.1 Global Changes

1. All Situational notes throughout this implementation guide have changed to comply with ASC X12N implementation guide standards.
2. The guide contains many revisions to informational notes within the various loops, segments and data elements. The revisions add explanatory text.
3. Billing Provider as well as all 2310x and 2420x provider loops contain instruction on the use of the HIPAA National Provider Identifier (NPI) both prior to, and after, the nationally mandated implementation date for that identifier. In instances where a provider identifier is reported, the National Provider Identifier is reported in **NM109** data element with a **NM108** qualifier of **XX**. The **EIN** and **SSN** qualifiers have been removed from all provider related **NM108** elements. Any secondary or proprietary identifiers are reported in the secondary identifier **REF** segments. For a more detailed explanation of NPI usage, see **Section 1.10** National Provider Identifier Usage within the HIPAA 837 Transaction.
4. The **G2** qualifier replaces program-specific codes such as **1A**, Blue Cross; **1B**, Blue Shield; **1C**, Medicare; **1D**, Medicaid; **1H**, Champus; etc. to designate a proprietary identifier in all Secondary Identification provider segments.
5. The following qualifiers have been revised to assign specific values in place of generic values:
 - The Provider Taxonomy Code has replaced the generic value of **ZZ** (Mutually Defined) with the specific value of **PXC** (Health Care Provider Taxonomy Code).
 - The qualifier for the HIPAA Individual Patient Identifier has replaced the generic value of **ZZ** (Mutually Defined) with the specific value of **II** (Standard Unique Health Identifier for each individual in the United States).
6. In order to report payer-specific provider identifiers, prior authorization, and referral, numbers for non-destination payers at the service line level, data element **REF04** is used to indicate the payer associated with the identifier in **REF01** and **REF02**.
7. Requirements for address segments (**N3** and **N4**) have changed. The underlying code sets for country codes and sub-country codes, as well as for

postal zones (ZIP Codes in the US) have been enhanced for greater international mailing uniformity.

8. References to “Insured” in notes and implementation names have changed to the more descriptive term “Subscriber”. See **Section 1.5** Business Terminology and **Section 1.4.3.2.2.2**, Subscriber / Patient Hierarchical Level (**HL**) Segment for more information.
9. Changes have been made to support the National Plan Identifier, if mandated for use. This identifier is accommodated in the following loops:
 - Pay-to Plan Name, Loop ID-2010AC
 - Payer Name, Loop ID-2010BB
 - Other Payer Name, Loop ID-2330B
10. All aliases have been removed from the guide.
11. Line level segments and elements related to the Oxygen Therapy Certificate of Medical Necessity have been deleted or changed to Not Used. The information will be reported in Loop ID-2440 Supporting Information (**FRM**) segment. The individual segments, elements, and code deletions are included in the Detailed Changes.
- 11.1 The guide ID has changed to 005010X222A1 (this guide) in several places in the Front Matter and in Section 3 Examples.

D.2 Detailed Changes

Front Matter

ASC X12N implementation guide standards for the content and organization of Front Matter sections have changed for this version. The items listed below are those where significant changes have occurred. This list does not include section numbering changes.

12. The explanation of COB reporting (Section 1.4.1) is enhanced and a cross-walk chart and examples are added to show how destination and non-destination payer related information is reported on primary and secondary claims. The COB section includes several new supplemental explanations:
 - COB claims generated from paper or proprietary remittance advices (Section 1.4.1.3).
 - Medicaid subrogation claims (Section 1.4.1.5).
13. A section is added to specify the balancing requirements for the 837 transaction (Section 1.4.4).
14. A section is added to explain allowed and approved amount reporting and calculations (Section 1.4.5).
15. Business Terminology (Section 1.5) is expanded to include new definitions of Bundling, Claim, Encounter, Inpatient, Outpatient, Pay-to-Plan Claims, and Unbundling. Other definitions were updated.
16. A section is added (Section 1.10) to describe the use of the National Provider Identifier (NPI) with the 837 transaction.

17. A section is added (Section 1.11) to explain the reporting of drug claims with the 837 transaction.
18. A section is added (Section 1.12) to address a number of additional 837 reporting instructions, including:
 - Individuals with one legal name,
 - Rejecting claims based on the inclusion of situational data,
 - Multiple REF segments with the same qualifier,
 - Provider Tax ID's,
 - Claim and line redundant information,
 - Inpatient and outpatient designation, and
 - Trading partner acknowledgments.

Transaction Header

19. The value of the Implementation Reference Number (**ST03**) has changed to 005010X222A1, which represents the guide ID for this implementation guide.
20. The Beginning of Hierarchical Transaction (**BHT**) segment includes examples for a claim and an encounter.

Loop ID-2000A

21. Beginning with the 5010 version, the Billing Provider must be a health care or atypical service provider (as described in **Section 1.10.1** Providers Who Are Not Eligible for Enumeration).
22. The Pay-to Provider loop has been renamed and is now called the Pay-to Address Name loop (Loop ID-2010AB). Its one and only purpose is to supply an alternate location to send reimbursement.
23. Due to the change in function of the Pay-to Address Name loop, the only permitted value for the Provider Code (PRV01) in the Billing Provider Specialty Information (**PRV**) segment is **BI** (Billing). The guide no longer supports value **PT** (Pay-To).
24. The Situational Rule for the Billing Provider Taxonomy (**PRV**) segment has been expanded to enable non-individual taxonomies to be used.
25. The segment notes for the Foreign Currency Information (**CUR**) segment now include the instruction that all amounts reported in the transaction be of the currency named in the **CUR** segment. If there is no **CUR** segment, then all amounts will be in US dollars.

Loop ID-2010AA

26. The Billing Provider loop contains no payer-specific provider identifiers. When it is necessary to send a payer-specific provider identifier, it must be sent in either the Payer Name loop (Loop ID-2010BB) or the Other Payer Name loop (Loop ID-2330B).
27. The only provider identifiers allowed in the Billing Provider loop are:

- the NPI
- the provider's taxpayer id
- the provider's state license number
- the provider's UPIN

28. The Billing Provider Name segment contains the NPI, which is Situational.
29. The Billing Provider Address must be a street address. Other types of mailing addresses for the Billing Provider (such as a Post Office Box or a Lock Box) must be sent in the Pay-To Address Name loop.
30. The Billing Provider Secondary Identification Number segment has split into two named **REF** segments: the Billing Provider Tax Identification segment and the Billing Provider UPIN/License Information segment.
31. The Billing Provider Tax Identification (**REF**) segment is required and contains the provider's taxpayer identifier to be used for 1099 reporting purposes.
32. The Billing Provider UPIN / License Information segment is situational and can contain the license number, the UPIN or both identifiers. If the provider has an NPI and is required by HIPAA to send the NPI, then this segment is not used.
33. The Claim Submitter Credit/Debit Card Information (**REF**) segment has been deleted.
34. The Billing Provider Contact Name (**PER02**) is Required in the first iteration of the Billing Provider Contact Information segment. If a second iteration of the segment is sent, **PER02** is Not Used.

Loop ID-2010AB

35. The Pay-To Address Name loop replaces the Pay-To Provider Name loop. Its sole purpose is to supply an alternate location to send reimbursement. There are no names and no identifiers in the Pay-To Address Name loop.
36. The Pay-To Provider Secondary Identification Number (**REF**) segment has been removed.

Loop ID-2010AC

37. The usage of the Pay-to Plan Name loop has expanded and is no longer limited to Medicaid subrogation.
38. The qualifier in **NM101** has been changed to no longer use the generic value **ZZ** Mutually Defined) in favor of the more specific value **PE** (Payee).
39. The Pay-to Plan secondary **REF** segments have been "flattened". There are now two distinct segments, each with a repeat count of one. The segments are the Pay-to Plan Secondary Identification segment and the Pay-to Plan Tax Identification segment.

Loop ID-2000B

40. The Subscriber / Patient hierarchy has changed to follow the same principles used in other HIPAA transactions, such as Eligibility Request/Response and Claim Status Inquiry/Response. The basic principles are as follows:
- If the patient has a unique identifier assigned by the destination payer in Loop ID-2010BB, then the patient is considered to be the subscriber and is sent in the Subscriber loop (Loop ID-2000B) and the Patient Hierarchical Level (Loop ID-2000C) is not used.
 - If the patient is different than the subscriber and the patient does not have a unique identifier, then the subscriber information is sent in Loop ID-2000B and the patient information is sent in Loop ID-2000C.
41. There are new values for the Payer Responsibility Sequence Number Code (**SBR01**). The new values support sequencing of up to 11 payers. The new values also include a value of U (Unknown) to be used in certain payer-to-payer COB situations.
42. The Situational Rule for the Subscriber Group Name (**SBR04**) has changed.
43. The list of valid values for the Claim Filing Indicator Code (**SBR09**) has changed.

Loop ID-2010BA

44. The Subscriber Primary Identifier and its qualifier (**NM108** and **NM109**) remain Situational (**NM108** and **NM109** were Required in 005010X222). The elements are still required when **NM102** of the Subscriber Name segment has a value of '1' (Person) but are not used when **NM102** has a value of '2' (Non-Person). **NM102** could indicate a Non-Person for Worker's Compensation claims.
45. The Situational Rule for the Subscriber Address segments (**N3** and **N4**) has changed.
- 45.1 The usage for the Subscriber City, State and ZIP Code (**N4**) segment remains Situational. (This **N4** segment had been Required in 005010X222.)
46. The Situational Rule for the Subscriber Demographic Information segment (**DMG**) has changed.
47. The Repeat Count for the Subscriber Secondary Identification (**REF**) segment has decreased to one. The only permitted value for the Subscriber Secondary Identification (**REF**) segment is the subscriber's Social Security Number (qualifier **SY**).
48. Added Property and Casualty Subscriber Contact Information (**PER**) segment.

Loop ID-2010BB

49. By adding an informational note to the Payer Name segment, the usage of this segment and loop now explicitly supports designating a repriker as the destination payer.

50. The element notes for the qualifier for the Payer Identifier (**NM108/NM109**) now contain specific instructions on when to use the HIPAA National Plan ID (value **XV**) vs. when to use the generic Payer Identifier (value **PI**).

50.1 The usage for the Payer City, State and ZIP Code (**N4**) segment remains Situational. (This **N4** segment had been Required in 005010X222.)

51. Loop ID-2010BB (Payer Name) now contains the Billing Provider Secondary Information (**REF**) segment. This new segment contains provider identifiers that were formerly sent in the Billing Provider loop.

52. Loop ID-2010BC (Credit/Debit Card Holder Name) has been deleted.

Loop ID-2000C

53. The Situational Rule for the Patient Hierarchical Level has changed in support of the revised Subscriber / Patient hierarchy. The loop is required only when the patient is not the subscriber and the patient does not have a unique identifier assigned by the destination payer. In this case, the patient can only be identified when associated with the subscriber.

Loop ID-2010CA

54. The Patient Primary Identifier and associated qualifier (**NM108/NM109**) are now Not Used.

55. The Patient Secondary Identification (**REF**) segment has been deleted.

55.1 A new **REF** segment (Property and Casualty Patient Identifier) was added to the 2010CA (Patient Name) loop. The Property and Casualty Patient Identifier segment has a usage of Situational.

56. Added Property and Casualty Patient Contact Information (**PER**) segment.

Loop ID-2300

57. The Total Claim Charge Amount (**CLM02**) now explicitly states that it must be the sum of the service line charge amounts (sum of the **SV102**'s.)

58. The usage for the Facility Code Qualifier (**CLM05-2**) has changed from Not Used to Required.

59. CLM07 has changed from Situational to Required.

60. The element note for the Provider Accept Assignment Code (**CLM07**) has changed to be more specific in its usage for Medicare claims and non-Medicare claims. Value **P** (Patient Refuses to Assign Benefits) has been removed.

61. A new value has been added to **CLM08**, the Benefits Assignment Certification Indicator. The new value is **W** (Not Applicable), which means that the patient has refused to assign benefits to the provider. In the previous version, **CLM07 = P** carried this message.

62. The Situational Rule for the Related Causes Information composite (**CLM11**) has been clarified. Value **AP** (Another Party Responsible) has been deleted from **CLM11-1**. Component **CLM11-3** of element **CLM11** has changed to Not Used.
63. The Situational Rule for **CLM11-4** (Auto Accident State or Province Code) has changed to be more specific.
64. Combined the Loop ID-2300 Date-Disability Begin and Date-Disability End segments into one segment entitled Date-Disability Dates. This was accomplished by adding qualifiers 314 and 361 to DTP01 along with notes instructing when each of the three qualifiers is to be used. Added notes to DTP02 qualifiers instructing when each of the qualifiers are to be used with respect to the value in DTP01.
65. Date - Assumed and Relinquished Care Dates (**DTP**) notes have been expanded to include usage beyond Medicare.
66. Added Date - Property and Casualty Date of First Contact (**DTP**) segment.
67. Added Date - Repricer Received Date (**DTP**) segment.
68. Available values in the Attachment Report Type Code (**PWK01**) have been expanded.
69. The Attachment Transmission Code (**PWK02**) has added new value **FT** (File Transfer) to designate that the attachment is available from an attachment warehouse (vendor).
70. The Situational Rule for both **PWK05** and **PWK06** has changed to support **PWK02 = FT**.
71. The maximum field length for the Attachment Control Number (**PWK06**) is now 50 characters.
72. The Credit / Debit Card - Maximum Amount (**AMT**) segment has been removed.
73. The Total Purchased Service Amount (**AMT**) segment has been deleted.
74. The Situational Rule for the Service Authorization Exception Code (**REF**) segment has been clarified.
75. The Prior Authorization or Referral Number (**REF**) segment is now two distinct segments: the Referral Number segment; and the Prior Authorization segment. The qualifiers did not change.
76. The segment notes for the Payer Claim Control Number (**REF**) segment have been clarified.
77. The repeat count for the Clinical Laboratory Improvement (**CLIA**) Number (**REF**) segment has been reduced to 1.

78. Claim Identifier for Transmission Intermediaries is the new name for the Claim Identification Number for Clearinghouses and Other Transmission Intermediaries segment. The qualifier (**REF01 = D9**) did not change.
79. The situational rule and usage notes for the Care Plan Oversight (**REF**) segment have been clarified.
80. The Repriced Claim Number (**REF**) and the Adjusted Repriced Claim Number (**REF**) segments have been added to the 2300 loop.
81. The Situational Rule has been clarified for the File Information (**K3**) segment. Segment notes explain the process for applying for an exception to be allowed to use the segment.
82. The qualifier **PMT** has been deleted from **NTE01** of the Claim Note (**NTE**) segment.
83. Usage of **CR103** of the Ambulance Transport Information (**CR1**) segment changed from Required to Not Used.
84. Situational Rule for Ambulance Certification (**CRC**) segment has been clarified.
85. Qualifiers **02** and **03** were deleted from **CRC03** of the Ambulance Certification (**CRC**) segment.
86. The Situational Rule for the EPSDT Referral (**CRC**) segment was clarified.
87. Deleted data element note from **HI01** of the Health Care Diagnosis Code (**HI**) segment which states “E codes are Not Used in HI01 except when defined by the claims processor but they may be put in any other HI element using BF qualifier.”
88. The Health Care Diagnosis Code (**HI**) segment has added an additional qualifier (**ABK**) to **HI01-1** and qualifier **ABF** to **HI02-1** through **HI08-1** with extensive usage notes to support ICD-10-CM Diagnosis Codes (if allowed under HIPAA).
89. Changed **HI09**, **HI10**, **HI11**, and **HI12** of the Health Care Diagnosis Code (**HI**) segment from Not Used to Situational in order to enable reporting up to 12 diagnoses.
90. Added Anesthesia Related Procedure (**HI**) segment.
91. The Situational Rule for the claim-level Claim Pricing / Repricing Information (**HCP**) segment has been clarified. The Situational Rules for the data elements within the segment have also been clarified.
92. The Home Health Care Plan Information Loop (**Loop ID-2305**) has been deleted. This loop included the **CR7** and **HSD** segments.

Loop ID-2310A

93. The Situational Rule for the claim-level Referring Provider loop has been clarified.

94. The Referring Provider must be a person. (Loop ID-2310AINM102 must be a '1'.)
95. The only identifier allowed in the Referring Provider Name segment (**NM108** and **NM109**) is the National Provider Identifier (NPI). The identifier has a usage of Situational.
96. The Referring Provider Specialty Information (**PRV**) segment has been deleted.
97. The segment repeat for the Referring Provider Secondary Identifier (**REF**) segment has been reduced to 3.
98. The list of valid qualifiers for the Referring Provider Secondary Identifier (**REF01**) now contains only **0B** (State License Number), **1G** (Provider UPIN Number) and **G2** (Provider Commercial Number). The specific values such as **1B** (Blue Shield Provider Number), **1D** (Medicaid Provider Number) etc. have been removed. In their place, use **G2**.

Loop ID-2310B

99. The Situational Rule for the claim-level Rendering Provider loop has been clarified.
100. The only identifier allowed in the Rendering Provider Name segment (**NM108** and **NM109**) is the National Provider Identifier (NPI). The identifier has a usage of Situational.
101. The segment repeat for the Referring Provider Secondary Identifier (**REF**) segment has been reduced to 4.
102. The list of valid qualifiers for the Rendering Provider Secondary Identifier (Loop ID-2310A | **REF01**) now contains only **0B** (State License Number), **1G** (Provider UPIN Number), **G2** (Provider Commercial Number) and **LU** (Location Number). The specific values such as **1B** (Blue Shield Provider Number), **1D** (Medicaid Provider Number) etc. have been removed. In their place, use **G2**.

Loop ID-2310C through Loop ID-2310G

103. Purchased Service Provider Name Loop (Loop ID-2310C in X143) has been deleted. This resulted in the following loop name changes. These changes are listed showing the X143 Loop ID first followed by the Loop ID as named within this implementation.
- Purchased Service Provider - Loop ID-2310C to Not Used.
 - Service Facility Location Name - Loop ID-2310D moved to Loop ID-2310C
 - Supervising Provider Name - Loop ID-2310E moved to Loop ID-2310D
 - Ambulance Pick-up Location - Loop ID-2310F moved to Loop ID-2310E
 - Ambulance Drop-off Location - Loop ID-2310G moved to Loop ID-2310F

Loop ID-2310C

104. The segment name for the Service Facility Location is now the Service Facility Location Name.

- 105. The Situational Rule for the claim-level Service Facility Location Name loop has been clarified.
- 106. The Entity Identifier Code (**NM101**) in the Service Facility Location Name segment must be '77'. The qualifiers **FA** (Facility), **LI** (Independent Lab), and **TL** (Testing Laboratory) have been deleted.
- 107. The only identifier allowed in the Service Facility Location Name segment (**NM108** and **NM109**) is the National Provider Identifier (NPI).
- 108. The usage for the Laboratory or Facility Primary Identifier (**NM108** and **NM109**) has changed from Required to Situational.
- 109. The Repeat Count for the Service Facility Location Secondary Identification segment is now three.
- 110. The list of valid qualifiers for the Service Facility Location Name Secondary Identifier (Loop ID-2310A | EF01) now contains only **0B** (State License Number), **G2** (Provider Commercial Number) and **LU** (Location Number). The specific values such as **1B** (Blue Shield Provider Number), **1D** (Medicaid Provider Number) etc. have been removed. In their place, use **G2**.
- 111. Added Service Facility Contact Information (**PER**) segment.

Loop ID-2310D

- 112. The only identifier allowed in the Supervising Provider Name segment (**NM108** and **NM109**) is the National Provider Identifier (NPI). The identifier has a usage of Situational.
- 113. The Repeat Count for the Service Facility Location Secondary Identification segment is now three.
- 114. The list of valid qualifiers for the Supervising Provider Secondary Identifier (Loop ID-2310A | REF01) now contains only **0B** (State License Number), **1G** (Provider UPIN Number), **G2** (Provider Commercial Number) and **LU** (Location Number). The specific values such as **1B** (Blue Shield Provider Number), **1D** (Medicaid Provider Number) etc. have been removed. In their place, use **G2**.

Loop ID-2310E

- 115. The Ambulance Pick-up Location Name (**NM103**) element has been changed to Not Used.

Loop ID-2310F

- 116. Segment notes for Ambulance Drop-off Location Address (N3) segment (Loop 2310F) were deleted.
- 117. Segment notes for Ambulance Drop-off Location City, State, Zip Code (N4) segment (Loop 2310F) were deleted.

Loop ID-2320

- 118. There are new values for the Payer Responsibility Sequence Number Code (**SBR01**). The new values support sequencing of up to 11 payers.
- 119. The Situational Rule for the Subscriber Group Name (**SBR04**) has changed.
- 120. The usage of The Insurance Type Code (**SBR05**) has changed from Required to Situational.
- 121. The Insurance Type Code (**SBR05**) values have been modified to match the Loop ID-2000B SBR05 list.
- 122. The list of valid values for the Claim Filing Indicator Code (**SBR09**) has changed.
- 123. The segment notes and Situational Rule for the Claim Adjustment (**CAS**) segment have been clarified.
- 124. The Situational Rules for the various elements in the **CAS** segment have been clarified.
- 125. The COB Allowed Amount (**AMT**) segment in has been removed.
- 126. The COB Patient Responsibility Amount (**AMT**) segment has been removed.
- 127. The COB Discount Amount (**AMT**) segment has been removed.
- 128. The COB Per Day Limit Amount (**AMT**) segment has been removed.
- 129. The COB Patient Paid Amount (**AMT**) segment has been removed.
- 130. The COB Tax Amount (**AMT**) segment has been removed.
- 131. The COB Total Claim Before Taxes Amount (**AMT**) segment has been removed.
- 132. The COB Total Non-Covered Amount (**AMT**) segment has been added.
- 133. The Remaining Patient Liability (**AMT**) segment has been added.
- 134. The Subscriber Demographic Information (**DMG**) segment has been removed.
- 135. A new value has been added to **OI03** (Benefits Assignment Certification Indicator). The new value is **W** (Not Applicable), which means that the patient has refused to assign benefits to the provider.
- 136. The Situational Rule for the Outpatient Adjudication Information (**MOA**) segment has been clarified.

Loop ID-2330A

- 137. The Segment Notes for the Other Subscriber have been clarified.

- 138.** The Other Subscriber Primary Identifier and its qualifier (**NM108** and **NM109**) are now required.
- 138.1** The usage for the Other Subscriber City, State and ZIP Code (**N4**) segment remains Situational. (This **N4** segment had been Required in 005010X222.)
- 139.** The Repeat Count for the Subscriber Secondary Identification (**REF**) segment has reduced to one.
- 140.** The only permitted value for the Subscriber Secondary Identification (**REF**) segment is the subscriber's Social Security Number (qualifier **SY**).

Loop ID-2330B

- 141.** The element notes for the Other Payer Primary Identifier (Loop ID-2330B | **NM108-NM109**) contain instructions for using the HIPAA National Plan ID, when issued.
- 141.1** The usage for the Other Payer City, State and ZIP Code (**N4**) segment remains Situational. (This **N4** segment had been Required in 005010X222.)
- 142.** The Other Payer Contact Information (**PER**) segment has been removed.
- 143.** The Claim Adjudication Date (**DTP**) segment has been renamed to Claim Check or Remittance Date.
- 144.** Several qualifiers have been removed from the Other Payer Secondary Identifier (**REF**) segment and one new qualifier has been added.
- 145.** The Other Payer Prior Authorization or Referral Number (**REF**) segment is now two distinct segments: the Other Payer Referral Number segment; and the Other Payer Prior Authorization segment. The qualifiers did not change.
- 146.** The segment and element notes in the Other Payer Claim Adjustment Indicator (**REF**) segment have been clarified.
- 147.** The Other Payer Claim Control Number (**REF**) segment has been added.

Loop ID-2330C through Loop ID-3230H

- 148.** The Other Payer Patient Information loop (formerly Loop ID-2330C) has been removed. If the payer in Loop ID-2330B has assigned a unique identifier to the patient, then the patient must be sent in the Other Subscriber loop. The deletion of the Other Payer Patient Information Loop resulted in the following loop name changes. These changes are listed showing the X143 Loop ID first followed by the Loop ID as named within this implementation.
- Other Payer Patient Information - Loop ID-2330C to Not Used.
 - Other Payer Referring Provider - Loop ID-2330D to Loop ID-2330C
 - Other Payer Rendering Provider - Loop ID-2330E to Loop ID-2330D
 - Other Payer Purchased Service Provider - Loop ID-2330F to Not Used
 - Other Payer Service Facility Location - Loop ID-2330G to Loop ID-2330E
 - Other Payer Supervising Provider - Loop ID-2330H to Loop ID-2330F

Loop ID-2330C

- 149.** The list of valid qualifiers for the Other Payer Referring Provider Secondary Identifier (**REF01**) now contains only **0B** (State License Number), **1G** (Provider UPIN Number) and **G2** (Provider Commercial Number). The specific values such as **1B** (Blue Shield Provider Number), **1D** (Medicaid Provider Number) etc. have been removed. In their place, use **G2**.

Loop ID-2330D

- 150.** The list of valid qualifiers for the Other Payer Rendering Provider Secondary Identifier (**REF01**) now contains only **0B** (State License Number), **1G** (Provider UPIN Number), **G2** (Provider Commercial Number) and **LU** (Location Number). The specific values such as **1B** (Blue Shield Provider Number), **1D** (Medicaid Provider Number) etc. have been removed. In their place, use **G2**.

Loop ID-2330E

- 151.** The Entity Identifier Code (**NM101**) in the Other Payer Service Facility Location Name segment must be **'77'**. The qualifiers **FA** (Facility), **LI** (Independent Lab), and **TL** (Testing Laboratory) have been deleted.
- 152.** The list of valid qualifiers for the Other Payer Service Facility Location Secondary Identification (**REF01**) now contains only **0B** (State License Number), **G2** (Provider Commercial Number) and **LU** (Location Number). The specific values such as **1B** (Blue Shield Provider Number), **1D** (Medicaid Provider Number) etc. have been removed. In their place, use **G2**.

Loop ID-2330F

- 153.** Deleted Other Payer Purchased Service Provider Loop. See Loop ID-2330C through Loop ID-3230H section of the change log for Loop renaming detail.
- 154.** The list of valid qualifiers for the Other Payer Supervising Provider Secondary Identification (**REF01**) now contains only **0B** (State License Number), **1G** (Provider UPIN Number), **G2** (Provider Commercial Number) and **LU** (Location Number). The specific values such as **1B** (Blue Shield Provider Number), **1D** (Medicaid Provider Number) etc. have been removed. In their place, use **G2**.

Loop ID-2330G

- 155.** Added Other Payer Billing Provider Loop

Loop ID-2400

- 156.** The Service Line (**LX**) segment has been renamed to Service Line Number.
- 157.** Notes added to **SV101-1** qualifiers **ER** and **WK** of the Professional Service (**SV1**) segment to clarify usage.
- 158.** The usage of the Procedure Description (**SV101-7**) has been clarified.

159. The usage of the Line Item Charge Amount (**SV102**) has been clarified. The amount is inclusive of the provider's base charge and any applicable tax and/or postage claimed amounts reported in the service line's relative (**AMT**) segments.
160. The usage of the Composite Diagnosis Pointer (**SV107**) has been changed from Situational to Required.
161. Component note changed in **SV107-1** to indicate the valid values have changed from 1 through 8 to 1 through 12.
162. The usage of the EPSDT Indicator (**SV111**) has been clarified.
163. Added the Line Supplemental Information (**PWK**) segment.
164. Usage of the Ambulance Transport Code (**CR103**) has been changed from Required to Not Used.
165. The Spinal Manipulation Service Information (**CR2**) segment was removed.
166. The Home Oxygen Therapy Information (**CR5**) segment was removed.
167. Situational Rule of the Ambulance Certification (**CRC**) segment was clarified.
168. **CRC03** Condition Codes **02** (Patient was bed confined before the ambulance service), **03** (Patient was bed confined after the ambulance service), and **60** (Transportation was to the nearest facility) have been removed from the Ambulance Certification (**CRC**) segment.
169. The usage of the Date Last Seen (**DTP**) segment has been clarified.
170. The Date - Test (**DTP**) segment has been renamed to Date - Test Date.
171. The Date - Oxygen Saturation/Arterial Blood Gas Test (**DTP**) segment has been removed.
172. The usage of the Date-Last X-Ray Date (**DTP**) segment has been clarified.
173. The Date - Acute Manifestation (**DTP**) segment has been removed.
174. The usage of the Date - Initial Treatment Date (**DTP**) segment has been clarified.
175. Added the Obstetric Anesthesia Additional Units (**QTY**) segment.
176. The codes for Gas Test Rate (**GRA**) and Oxygen (**ZO**) have been removed from the Test Result Measurement Qualifiers (**MEA02**).
177. Segment usage notes pertaining to qualifiers "GRA" and "ZO" of the Test Result (**MEA**) segment have been removed.
178. The Situational Rule for the Contract Information (**CN1**) segment has been clarified.

179. The Situational Rules for the Contract Information (**CN1**) situational data elements have been clarified.
180. The usage of the Repriced Line Item Reference Number (**REF**) segment has been clarified.
181. The usage of the Adjusted Repriced Line Item Reference Number (**REF**) segment has been clarified.
182. The (line level) Prior Authorization or Referral Number (**REF**) segment is now two distinct segments: the Referral Number segment; and the Prior Authorization segment. The qualifiers did not change. Segment repeats changed from 2 to 5.
183. TR3 note added to the Prior Authorization and Referral Number (**REF**) segments to indicate that composite **REF04** is used when it is necessary to report one or more non-destination payer Prior Authorization Numbers.
184. The usage of **REF04** in the Prior Authorization and Referral Number (**REF**) segments has been changed from Not Used to Situational. This composite data element is used to identify a non-destination payer. In prior versions, Loop ID-2420G was used for this purpose with limited capacity.
185. The usage notes for the Line Item Control Number (**REF**) segment have been clarified.
186. The reference to “Medicare” has been deleted from the Situational Rule of the Referring Clinical Laboratory Improvement Amendment (CLIA) Facility Identification (**REF**) segment.
187. A reference to “federal law or regulations” has been added to the Situational Rule for the Immunization batch Number (**REF**) segment.
188. The Universal Product Number (UPN) (**REF**) segment has been removed.
189. The usage of the Sales Tax Amount (**AMT**) segment has been clarified.
190. The Allowed Amount (**AMT**) segment has been removed.
191. The usage of the Postage Claimed Amount (**AMT**) segment has been clarified.
192. The Situational Rule has been clarified for the line-item File Information (**K3**) segment. Segment notes explain the process for applying for an exception to be allowed to use the segment.
193. The usage of the Line Item Note (**NTE**) segment has been clarified.
194. The qualifier **PMT** (Payment) has been removed from **NTE01** of the Line Note (**NTE**) segment.
195. The Health care Services Delivery (**HSD**) segment has been removed.
196. The usage of the Line Pricing/Repricing Information (**HCP**) segment has been clarified.

- 197.** The listed values in Product or Service ID Qualifier (**HCP09**) have been modified to be in sync with the qualifiers listed in SV101-1.
- 198.** The value **F2** (International Unit) has been removed from the Unit or Basis for Measurement Code (**HCP11**) element to be in sync with the qualifiers listed in SV103.

Loop ID-2410

- 198.1** The Situational rule for the Drug Identification (**LIN**) segment has changed. The new rule is as follows:
“Required when government regulation mandates that prescribed drugs and biologics are reported with NDC numbers.
OR
Required when the provider or submitter chooses to report NDC numbers to enhance the claim reporting or adjudication processes.
OR
Required when an HHS approved pilot project specifies reporting of Universal Product Number (UPN) by parties registered in the pilot and their trading partners.
OR
Required when government regulation mandates that medical and surgical supplies are reported with UPN’s.
If not required by this implementation guide, do not send.”
- 198.2** Additional qualifiers EN (EAN/UCC - 13), EO (EAN/UCC - 8), HI (HIBC (Health Care Industry Bar Code) Supplier Labeling Standard Primary Data Message), ON - Customer Order Number, UK (GTIN 14 - digit Data Structure) and UP (UCC -12) were added to Product or Service ID Qualifier (**LIN02**), as well as a new element note limiting the use of these qualifiers to pilots approved by HHS or when mandated by government regulation.
- 198.3** The name of the National Drug Code (**LIN03**) data element was changed to National Drug Code or Universal Product Number.
- 199.** The usage of the Drug Quantity (**CTP**) segment has been changed from Situational to Required. Notes were deleted.
- 200.** The name of the Prescription Number (**REF**) segment has been changed to Prescription or Compound Drug Association Number.
- 201.** The Situational Rule and TR3 Notes of the Prescription or Compound Drug Association Number (**REF**) segment have been clarified.
- 202.** Added the qualifier **VY** (Link Sequence Number) to the Prescription or Compound Drug Association Number (**REF**) segment.

Loop ID-2420A

- 203.** The Situational Rule and usage notes for the Rendering Provider loop have been clarified.
- 204.** The usage for the Rendering Provider Identifier and its associated qualifier (**NM108/NM109**) has changed from Required to Situational. The only valid qualifier is **XX**, which signifies the CMS National Provider Identifier (NPI).

- 205.** The usage notes for the Rendering Provider Secondary Identification (**REF**) segment have been clarified.
- 206.** The list of valid qualifiers for the Rendering Provider Secondary Identifier (**REF01**) now contains only **0B** (State License Number), **1G** (Provider UPIN Number), **G2** (Provider Commercial Number) and **LU** (Location Number). The specific values such as **1B** (Blue Shield Provider Number), **1D** (Medicaid Provider Number) etc. have been removed. In their place, use **G2**.
- 207.** The Rendering Provider Secondary Identifier (**REF**) segment now allows identification of a specific payer (the destination payer named in Loop ID-2010BB or a specified payer from the Other Payer loop (Loop ID-2330B). If the identifier belongs to the destination payer, then composite **REF04** is not used. If the identifier belongs to a specific non-destination payer, then **REF04** indicates the specific non-destination payer.
- 208.** The repeat count for the Rendering Provider Secondary Identifier (**REF**) segment increased from five to 20.

Loop ID-2420B

- 209.** The Situational Rule and usage notes for the Purchased Service Provider loop have been clarified.
- 210.** The usage notes for the Purchased Service Provider Identifier and its associated qualifier (**NM108/NM109**) have been clarified. The only valid qualifier is **XX**, which signifies the CMS National Provider Identifier (**NPI**).
- 211.** The usage notes for the Purchased Service Provider Secondary Identification (**REF**) segment have been clarified.
- 212.** The list of valid qualifiers for the Purchased Service Provider Secondary Identifier (**REF01**) now contains only **0B** (State License Number), **1G** (Provider UPIN Number), **G2** (Provider Commercial Number) and **LU** (Location Number). The specific values such as **1B** (Blue Shield Provider Number), **1D** (Medicaid Provider Number) etc. have been removed. In their place, use **G2**.
- 213.** The Purchased Service Provider Secondary Identifier (**REF**) segment now allows identification of a specific payer (the destination payer named in Loop ID-2010BB or a specified payer from the Other Payer loop (Loop ID-2330B). If the identifier belongs to the destination payer, then composite **REF04** is not used. If the identifier belongs to a specific non-destination payer, then **REF04** indicates the specific non-destination payer.
- 214.** The repeat count for the Purchased Service Provider Secondary Identifier (**REF**) segment increased from five to 20.

Loop ID-2420C

- 215.** The segment name for the Service Facility Location is now the Service Facility Location Name.
- 216.** The Situational Rule for the line-level Service Facility Location Name loop has been clarified.

- 217. The Entity Identifier Code (**NM101**) in the Service Facility Location Name segment must be '77'. The qualifiers **FA** (Facility), **LI** (Independent Lab), and **TL** (Testing Laboratory) have been deleted.
- 218. The only identifier allowed in the Service Facility Location Name segment (**NM108** and **NM109**) is the National Provider Identifier (NPI).
- 219. The usage for the Laboratory or Facility Primary Identifier (**NM108** and **NM109**) has changed from Required to Situational.
- 220. The usage notes for the Service Facility Location Name Provider Secondary Identification (**REF**) segment have been clarified.
- 221. The list of valid qualifiers for the Service Facility Location Name Provider Secondary Identifier (**REF01**) now contains only **0B** (State License Number), **1G** (Provider UPIN Number), **G2** (Provider Commercial Number) and **LU** (Location Number). The specific values such as **1B** (Blue Shield Provider Number), **1D** (Medicaid Provider Number) etc. have been removed. In their place, use **G2**.
- 222. The Service Facility Location Name Provider Secondary Identifier (**REF**) segment now allows identification of a specific payer (the destination payer named in Loop ID-2010BB or a specified payer from the Other Payer loop (Loop ID-2330B). If the identifier belongs to the destination payer, then composite **REF04** is not used. If the identifier belongs to a specific non-destination payer, then **REF04** indicates the specific non-destination payer.
- 223. The repeat count for the Service Facility Location Name Provider Secondary Identifier (**REF**) segment increased from five to 20.

Loop ID-2420D

- 224. The Situational Rule and usage notes for the Supervising Provider loop have been clarified.
- 225. The usage notes for the Supervising Provider Identifier and its associated qualifier (**NM108/NM109**) have been clarified. The only valid qualifier is **XX**, which signifies the CMS National Provider Identifier (NPI).
- 226. The usage notes for the Supervising Provider Secondary Identification (**REF**) segment have been clarified.
- 227. The list of valid qualifiers for the Supervising Provider Secondary Identifier (**REF01**) now contains only **0B** (State License Number), **1G** (Provider UPIN Number), **G2** (Provider Commercial Number) and **LU** (Location Number). The specific values such as **1B** (Blue Shield Provider Number), **1D** (Medicaid Provider Number) etc. have been removed. In their place, use **G2**.
- 228. The Supervising Provider Secondary Identifier (**REF**) segment now allows identification of a specific payer (the destination payer named in Loop ID-2010BB or a specified payer from the Other Payer loop (Loop ID-2330B). If the identifier belongs to the destination payer, then composite **REF04** is not used. If the identifier belongs to a specific non-destination payer, then **REF04** indicates the specific non-destination payer.

- 229.** The repeat count for the Supervising Provider Secondary Identifier (**REF**) segment increased from five to 20.

Loop ID-2420E

- 230.** The Situational Rule and usage notes for the Ordering Provider loop have been clarified.
- 231.** The usage notes for the Ordering Provider Identifier and its associated qualifier (**NM108/NM109**) have been clarified. The only valid qualifier is **XX**, which signifies the CMS National Provider Identifier (NPI).
- 231.1** The usage for the Ordering Provider City, State and ZIP Code (**N4**) segment remains Situational. (This **N4** segment had been Required in 005010X222.)
- 232.** The usage notes for the Ordering Provider Secondary Identification (**REF**) segment have been clarified.
- 233.** The list of valid qualifiers for the Ordering Provider Secondary Identifier (**REF01**) now contains only **0B** (State License Number), **1G** (Provider UPIN Number), **G2** (Provider Commercial Number) and **LU** (Location Number). The specific values such as **1B** (Blue Shield Provider Number), **1D** (Medicaid Provider Number) etc. have been removed. In their place, use **G2**.
- 234.** The Ordering Provider Secondary Identifier (**REF**) segment now allows identification of a specific payer (the destination payer named in Loop ID-2010BB or a specified payer from the Other Payer loop (Loop ID-2330B). If the identifier belongs to the destination payer, then composite **REF04** is not used. If the identifier belongs to a specific non-destination payer, then **REF04** indicates the specific non-destination payer.
- 235.** The repeat count for the Ordering Provider Secondary Identifier (**REF**) segment increased from five to 20.

Loop ID-2420F

- 236.** The Situational Rule and usage notes for the Referring Provider loop have been clarified.
- 237.** The usage notes for the Referring Provider Identifier and its associated qualifier (**NM108/NM109**) have been clarified. The only valid qualifier is **XX**, which signifies the CMS National Provider Identifier (NPI).
- 238.** The Referring Provider Specialty Information (**PRV**) segment has been removed.
- 239.** The usage notes for the Referring Provider Secondary Identification (**REF**) segment have been clarified.
- 240.** The list of valid qualifiers for the Referring Provider Secondary Identifier (**REF01**) now contains only **0B** (State License Number), **1G** (Provider UPIN Number), **G2** (Provider Commercial Number) and **LU** (Location Number). The specific values such as **1B** (Blue Shield Provider Number), **1D** (Medicaid Provider Number) etc. have been removed. In their place, use **G2**.

- 241.** The Referring Provider Secondary Identifier (**REF**) segment now allows identification of a specific payer (the destination payer named in Loop ID-2010BB or a specified payer from the Other Payer loop (Loop ID-2330B)). If the identifier belongs to the destination payer, then composite **REF04** is not used. If the identifier belongs to a specific non-destination payer, then **REF04** indicates the specific non-destination payer.
- 242.** The repeat count for the Referring Provider Secondary Identifier (**REF**) segment increased from five to 20.

Loop ID-2420G through Loop ID-2420I

- 243.** The Other Payer Prior Authorization or Referral Number (**Loop ID-2420G**) loop has been removed. This resulted in the following loop name changes. These changes are listed showing the X143 Loop ID first followed by the Loop ID as named within this implementation.
- Other Payer Prior Authorization or Referral Number - Loop ID-2420G to Not Used.
 - Ambulance Pick-up Location - Loop ID-2420H moved to Loop ID-2420G
 - Ambulance Drop-off Location - Loop ID-2420I moved to Loop ID-2420H

Loop ID-2420H

- 244.** The Loop Repeat Ambulance Drop-off Location (**NM1**) segment has been changed from 5 to 1.

Loop ID-2430

- 245.** The Loop Repeat of the Line Adjudication Information (**SVD**) segment has been changed from 25 to 15.
- 246.** The Situational Rule and the usage notes for the Line Item Adjudication loop have been clarified.
- 247.** Crosswalk references to specific elements in the ASC X12 835 Payment / Remittance Advice transaction have been removed.
- 248.** **SVD01** element note of the Line Adjudication Information (SVD) segment was clarified.
- 249.** The usage of **SVD03-1** codes **IV** (Home Infusion EDI Coalition (HIEC) Product/Service Code) and **WK** (Advanced Billing Concepts (ABC) Codes) have been clarified.
- 250.** Added **SVD03-8** to the Line Adjudication Information (**SVD**) segment (Loop 2430). The component is Not Used.
- 251.** Added element note to **SVD05** of the Line Adjudication Information (**SVD**) segment to indicate a maximum length of 8 digits excluding the decimal. When decimal used, maximum digits allowed to the right of decimal is three.
- 252.** The usage notes for **SVD06** Bundled or Unbundled Line Number have been clarified.

253. The Segment Repeat of the Line Adjustment (CAS) segment has been changed from 99 to 5.
254. The usage of the Line Adjustment (**CAS**) segment and some of its elements have been clarified.
255. The segment name for the **DTP** segment changed from Line Adjudication Date to the more descriptive Line Check or Remittance Date.
256. The Remaining Patient Liability (**AMT**) segment has been added.

Loop ID-2440

257. The Loop Repeat of the Form Identification Code loop has been changed from 5 to 1.

Section 3 Examples

258. All examples were revised to contain the new Guide ID (005010X222A1).

Appendix B Nomenclature

259. In section B.1.1.2.2., blank spaces in the Basic Character Set were replaced with a quote mark (") and apostrophe (').
260. In section B.1.1.2.3., two additional characters were added: a carat (^) and open single quote mark (').

Appendix C Control Segments

261. The listed value for element **GS08** was changed to contain the new Guide ID (005010X222A1).
262. The segment example for the Functional Group Header (**GS**) was changed to contain the new Guide ID (005010X222A1).

--	--

E Data Element Glossary

E.1 Data Element Name Index

This section contains an alphabetic listing of data elements used in this implementation guide. Consult the X12N Data Element Dictionary for a complete list of all X12N Data Elements. Data element names in normal type are generic ASC X12 names. Italic type indicates a health care industry defined name.

Name	<i>Payment Date</i>
Definition	Date of payment.
Transaction Set ID	277
Locator Key	D 2200D SPA12 C001-2 1373 156
H=Header, D=Detail, S=Summary	
Loop ID	
Segment ID/Reference Designator	
Composite ID-Sequence	
Data Element Number	
Page Number	

Accident Date

Date of the accident related to charges or to the patient's current condition, diagnosis, or treatment referenced in the transaction.

D | 2300 | DTP03 | - | 1251 170

Acute Manifestation Date

Date of acute manifestation of patient's condition.

D | 2300 | DTP03 | - | 1251 169

Adjudication or Payment Date

Date of payment or denial determination by previous payer.

D | 2330B | DTP03 | - | 1251 327

D | 2430 | DTP03 | - | 1251 493

Adjusted Repriced Claim Reference Number

Identification number, assigned by a repricing organization, to identify an adjusted claim.

D | 2300 | REF02 | - | 127 202

Adjusted Repriced Line Item Reference Number

Identification number of an adjusted repriced line item adjusted from an original amount.

D | 2400 | REF02 | - | 127 400

Adjustment Amount

Adjustment amount for the associated reason code.

D 2320 CAS03 - 1782 303
D 2320 CAS06 - 1782 303
D 2320 CAS09 - 1782 304
D 2320 CAS12 - 1782 305
D 2320 CAS15 - 1782 305
D 2320 CAS18 - 1782 306
D 2430 CAS03 - 1782 489
D 2430 CAS06 - 1782 489
D 2430 CAS09 - 1782 490
D 2430 CAS12 - 1782 490
D 2430 CAS15 - 1782 491
D 2430 CAS18 - 1782 492

Adjustment Quantity

Numeric quantity associated with the related reason code for coordination of benefits.

D 2320 CAS04 - 1380 303
D 2320 CAS07 - 1380 304
D 2320 CAS10 - 1380 304
D 2320 CAS13 - 1380 305
D 2320 CAS16 - 1380 305
D 2320 CAS19 - 1380 306
D 2430 CAS04 - 1380 489
D 2430 CAS07 - 1380 489
D 2430 CAS10 - 1380 490
D 2430 CAS13 - 1380 491
D 2430 CAS16 - 1380 491
D 2430 CAS19 - 1380 492

Adjustment Reason Code

Code that indicates the reason for the adjustment.

D 2320 CAS02 - 1034 303
D 2320 CAS05 - 1034 303
D 2320 CAS08 - 1034 304

D		2320		CAS11		-		1034	304
D		2320		CAS14		-		1034	305
D		2320		CAS17		-		1034	306
D		2430		CAS02		-		1034	489
D		2430		CAS05		-		1034	489
D		2430		CAS08		-		1034	490
D		2430		CAS11		-		1034	490
D		2430		CAS14		-		1034	491
D		2430		CAS17		-		1034	491

**Ambulance Drop-off Address
Line**

Address line of the ambulance transport drop-off location.

D		2310F		N301		-		166	294
D		2310F		N302		-		166	294
D		2420H		N301		-		166	480
D		2420H		N302		-		166	480

Ambulance Drop-off City Name

City name of the ambulance transport drop-off location.

D		2310F		N401		-		19	295
D		2420H		N401		-		19	481

Ambulance Drop-off Location

Name of the ambulance transport drop-off location.

D		2310F		NM103		-		1035	293
D		2420H		NM103		-		1035	479

**Ambulance Drop-off Postal
Zone or ZIP Code**

Postal zone code or ZIP code of the ambulance transport drop-off location.

D		2310F		N403		-		116	296
D		2420H		N403		-		116	482

**Ambulance Drop-off State or
Province Code**

State or province of the ambulance transport drop-off location.

D		2310F		N402		-		156	296
D		2420H		N402		-		156	482

Ambulance Patient Count

Number of patients in ambulance transport.

D		2400		QTY02		-		380	393
---	--	------	--	-------	--	---	--	-----	-------	-----

**Ambulance Pick-up Address
Line**

Address line of the ambulance transport pick-up location.

D		2310E		N301		-		166	289
D		2310E		N302		-		166	289
D		2420G		N301		-		166	475
D		2420G		N302		-		166	475

Ambulance Pick-up City Name

City name of the ambulance transport pick-up location.

D		2310E		N401		-		19	290
D		2420G		N401		-		19	476

**Ambulance Pick-up Postal
Zone or ZIP Code**

Postal zone code or ZIP code of the ambulance transport pick-up location.

D		2310E		N403		-		116	291
D		2420G		N403		-		116	477

**Ambulance Pick-up State or
Province Code**

State or province of the ambulance transport pick-up location.

D		2310E		N402		-		156	291
D		2420G		N402		-		156	477

**Ambulance Transport Reason
Code**

Code indicating the reason for ambulance transport.

D		2300		CR104		-		1317	214
D		2400		CR104		-		1317	371

Amount Qualifier Code

Code to qualify amount.

D		2300		AMT01		-		1522	190
D		2320		AMT01		-		1522	307
D		2320		AMT01		-		1522	308
D		2320		AMT01		-		1522	309
D		2400		AMT01		-		1522	411
D		2400		AMT01		-		1522	412
D		2430		AMT01		-		1522	494

**Anesthesia Related Surgical
Procedure**

Code identifying the surgical procedure performed during this anesthesia session.

D		2300		HI01		C022-2		1271	242
---	--	------	--	------	--	--------	--	------	-------	-----

Assigned Number

Number assigned for differentiation within a transaction set.

D		2400		LX01		-		1554	352
---	--	------	--	------	--	---	--	------	-------	-----

**Assignment or Plan
Participation Code**

An indication, used by a health plan, that the provider does or does not accept assignment of benefits.

D		2300		CLM07		-		1359	162
---	--	------	--	-------	--	---	--	------	-------	-----

Assumed or Relinquished Care Date

Date post-operative care was assumed by another provider, or date provider ceased post-operative care.

D | 2300 | DTP03 | - | 1251 181

Attachment Control Number

Identification number of attachment related to the claim.

D | 2300 | PWK06 | - | 167 187

D | 2400 | PWK06 | - | 167 367

Attachment Report Type Code

Code to specify the type of attachment that is related to the claim.

D | 2300 | PWK01 | - | 1755 185

D | 2400 | PWK01 | - | 1755 365

D | 2400 | PWK01 | - | 1755 368

Attachment Transmission Code

Code defining timing, transmission method or format by which an attachment report is to be sent or has been sent.

D | 2300 | PWK02 | - | 1756 186

D | 2400 | PWK02 | - | 1756 366

D | 2400 | PWK02 | - | 1756 369

Auto Accident State or Province Code

State or Province where auto accident occurred.

D | 2300 | CLM11 | C024-4 | 1156 164

Begin Therapy Date

Date therapy begins.

D | 2400 | DTP03 | - | 1251 386

Benefits Assignment Certification Indicator

A code showing whether the provider has a signed form authorizing the third party payer to pay the provider.

D | 2300 | CLM08 | - | 1073 162

D | 2320 | OI03 | - | 1073 310

Billing Provider Address Line

Address line of the billing provider or billing entity address.

D | 2010AA | N301 | - | 166 91

D | 2010AA | N302 | - | 166 91

Billing Provider City Name

City of the billing provider or billing entity

D | 2010AA | N401 | - | 119 92

Billing Provider Contact Name

Person at billing organization to contact regarding the billing transaction.

D | 2010AA | PER02 | - | 193 99

Billing Provider First Name

First name of the billing provider or billing entity

D | 2010AA | NM104 | - | 1036 88

Billing Provider Identifier

Identification number for the provider or organization in whose name the bill is submitted and to whom payment should be made.

D | 2010AA | NM109 | - | 167 90

Billing Provider Last or Organizational Name

Last name or organization name of the provider billing or billing entity for services.

D | 2010AA | NM103 | - | 1035 88

Billing Provider License and/or UPIN Information

License identification or Unique Provide Identification Number (UPIN) assigned to the Billing Provider.

D | 2010AA | REF02 | - | 127 97

Billing Provider Middle Name or Initial

The middle name or initial of the provider billing for services.

D | 2010AA | NM105 | - | 1037 89

Billing Provider Name Suffix

Suffix, including generation, for the name of the provider or billing entity submitting the claim.

D | 2010AA | NM107 | - | 1039 89

Billing Provider Postal Zone or ZIP Code

Postal zone code or ZIP code for the provider or billing entity billing for services.

D | 2010AA | N403 | - | 1116 93

Billing Provider Secondary Identifier

Secondary identification number for the provider or organization in whose name the bill is submitted and to whom payment should be made.

D | 2010BB | REF02 | - | 127 141

**Billing Provider State or
Province Code**

State or province for provider or billing entity
billing for services.

D | 2010AA | N402 | - | 156 93

**Billing Provider Tax
Identification Number**

Tax identification number for the provider or
organization in whose name the bill is submitted
and to whom payment should be made.

D | 2010AA | REF02 | - | 127 94

**Bundled or Unbundled Line
Number**

Identification of line item bundled or unbundled
by payer in coordination of benefits.

D | 2430 | SVD06 | - | 554 486

Care Plan Oversight Number

Medicare provider number of the home health
agency or hospice providing Medicare covered
services to the patient for the period during
which CPO services were furnished and for
which the physician signed the plan of care.

D | 2300 | REF02 | - | 127 208

**Certification Condition Code
Applies Indicator**

Code indicating whether or not the condition
codes apply to the patient or another entity.

D | 2300 | CRC02 | - | 1073 226

Certification Condition Indicator

Code indicating whether or not the condition
codes apply to the patient or another entity.

D | 2300 | CRC02 | - | 1073 219

D | 2300 | CRC02 | - | 1073 221

D | 2300 | CRC02 | - | 1073 223

D | 2400 | CRC02 | - | 1073 376

D | 2400 | CRC02 | - | 1073 381

**Certification Revision or
Recertification Date**

Date the certification was revised or recertified.

D | 2400 | DTP03 | - | 1251 385

Certification Type Code

Code indicating the type of certification.

D | 2400 | CR301 | - | 1322 373

Claim Adjustment Group Code

Code identifying the general category of
payment adjustment.

D | 2320 | CAS01 | - | 1033 303

D | 2430 | CAS01 | - | 1033 488

Claim Filing Indicator Code

Code identifying type of claim or expected
adjudication process.

D | 2000B | SBR09 | - | 1032 118

D | 2320 | SBR09 | - | 1032 300

Claim Frequency Code

Code specifying the frequency of the claim. This
is the third position of the Uniform Billing Claim
Form Bill Type.

D | 2300 | CLM05 | C023-3 | 1325 161

Claim Note Text

Narrative text providing additional information
related to the claim.

D | 2300 | NTE02 | - | 1352 212

Claim Payment Remark Code

Code identifying the remark associated with the
payment.

D | 2320 | MOA03 | - | 127 313

D | 2320 | MOA04 | - | 127 313

D | 2320 | MOA05 | - | 127 313

D | 2320 | MOA06 | - | 127 313

D | 2320 | MOA07 | - | 127 313

Claim or Encounter Identifier

Code indicating whether the transaction is a
claim or reporting encounter information.

H | - | BHT06 | - | 640 72

**Clinical Laboratory
Improvement Amendment
Number**

The CLIA Certificate of Waiver or the CLIA
Certificate of Registration Identification Number
assigned to the laboratory testing site that
rendered the services on this claim.

D | 2300 | REF02 | - | 127 200

D | 2400 | REF02 | - | 127 406

Co-Pay Status Code

A code indicating the status of the co-payment
requirements for this service.

D | 2400 | SV115 | - | 1327 360

Code Category

Specifies the situation or category to which the
code applies.

D | 2300 | CRC01 | - | 1136 218

D | 2300 | CRC01 | - | 1136 221

D | 2300 | CRC01 | - | 1136 223

D | 2400 | CRC01 | - | 1136 375

D | 2400 | CRC01 | - | 1136 378

D | 2400 | CRC01 | - | 1136 380

Code List Qualifier Code

Code identifying a specific industry code list.

D | 2300 | HI01 | C022-1 | 1270 241

D		2300		HI02		C022-1		1270	242
D		2300		HI01		C022-1		1270	244
D		2300		HI02		C022-1		1270	245
D		2300		HI03		C022-1		1270	246
D		2300		HI04		C022-1		1270	247
D		2300		HI05		C022-1		1270	247
D		2300		HI06		C022-1		1270	248
D		2300		HI07		C022-1		1270	249
D		2300		HI08		C022-1		1270	250
D		2300		HI09		C022-1		1270	250
D		2300		HI10		C022-1		1270	251
D		2300		HI11		C022-1		1270	252
D		2300		HI12		C022-1		1270	253
D		2440		LQ01		-		1270	496

Code Qualifier

Code identifying the type of unit or measurement.

D		2300		CRC01		-		1136	225
D		2410		CTP05		C001-1		1355	430

Communication Number

Complete communications number including country or area code when applicable

H		1000A		PER04		-		1364	77
H		1000A		PER06		-		1364	78
H		1000A		PER08		-		1364	78
D		2010AA		PER04		-		1364	99
D		2010AA		PER06		-		1364	100
D		2010AA		PER08		-		1364	100
D		2010BA		PER04		-		1364	132
D		2010BA		PER06		-		1364	132
D		2010CA		PER04		-		1364	158
D		2010CA		PER06		-		1364	158
D		2310C		PER04		-		1364	280
D		2310C		PER06		-		1364	281
D		2420E		PER04		-		1364	466
D		2420E		PER06		-		1364	466
D		2420E		PER08		-		1364	467

Communication Number Qualifier

Code identifying the type of communication number.

H		1000A		PER03		-		1365	77
H		1000A		PER05		-		1365	77
H		1000A		PER07		-		1365	78
D		2010AA		PER03		-		1365	99
D		2010AA		PER05		-		1365	99
D		2010AA		PER07		-		1365	100
D		2010BA		PER03		-		1365	132
D		2010BA		PER05		-		1365	132
D		2010CA		PER03		-		1365	158
D		2010CA		PER05		-		1365	158
D		2310C		PER03		-		1365	280
D		2310C		PER05		-		1365	280
D		2420E		PER03		-		1365	466
D		2420E		PER05		-		1365	466
D		2420E		PER07		-		1365	467

Condition Code

Code(s) used to identify condition(s) relating to this bill or relating to the patient.

D		2300		CRC03		-		1321	219
D		2300		CRC04		-		1321	219
D		2300		CRC05		-		1321	219
D		2300		CRC06		-		1321	220

D		2300		CRC07		-		1321	220
D		2300		CRC03		-		1321	222
D		2300		CRC04		-		1321	222
D		2300		CRC05		-		1321	222
D		2300		CRC06		-		1321	222
D		2300		CRC07		-		1321	222
D		2300		HI01		C022-2		1271	245
D		2300		HI02		C022-2		1271	245
D		2300		HI03		C022-2		1271	246
D		2300		HI04		C022-2		1271	247
D		2300		HI05		C022-2		1271	247
D		2300		HI06		C022-2		1271	248
D		2300		HI07		C022-2		1271	249
D		2300		HI08		C022-2		1271	250
D		2300		HI09		C022-2		1271	250
D		2300		HI10		C022-2		1271	251
D		2300		HI11		C022-2		1271	252
D		2300		HI12		C022-2		1271	253
D		2400		CRC03		-		1321	376
D		2400		CRC04		-		1321	376
D		2400		CRC05		-		1321	376
D		2400		CRC06		-		1321	377
D		2400		CRC07		-		1321	377

Condition Indicator

Code indicating a condition

D		2300		CRC03		-		1321	226
D		2300		CRC04		-		1321	226
D		2300		CRC05		-		1321	227
D		2400		CRC03		-		1321	379
D		2400		CRC03		-		1321	381
D		2400		CRC04		-		1321	381

Contact Function Code

Code identifying the major duty or responsibility of the person or group named.

H		1000A		PER01		-		1366	77
D		2010AA		PER01		-		1366	99
D		2010BA		PER01		-		1366	132
D		2010CA		PER01		-		1366	158
D		2310C		PER01		-		1366	280
D		2420E		PER01		-		1366	466

Contract Amount

Fixed monetary amount pertaining to the contract

D		2300		CN102		-		1782	188
D		2400		CN102		-		1782	397

Contract Code

Code identifying the specific contract, established by the payer.

D		2300		CN104		-		1127	189
D		2400		CN104		-		1127	398

Contract Percentage

Percent of charges payable under the contract

D		2300		CN103		-		1332	189
D		2400		CN103		-		1332	398

Contract Type Code

Code identifying a contract type

D		2300		CN101		-		1166	188
D		2400		CN101		-		1166	397

Contract Version Identifier

Identification of additional or supplemental contract provisions, or identification of a particular version or modification of contract.

D	2300		CN106		-		799	189
D	2400		CN106		-		799	398

Country Code

Code indicating the geographic location.

D	2010AA		N404		-		26	93
D	2010AB		N404		-		26	105
D	2010AC		N404		-		26	110
D	2010BA		N404		-		26	126
D	2010BB		N404		-		26	137
D	2010CA		N404		-		26	151
D	2300		CLM11		C024-5		26	164
D	2310C		N404		-		26	276
D	2310E		N404		-		26	291
D	2310F		N404		-		26	296
D	2330A		N404		-		26	320
D	2330B		N404		-		26	326
D	2420C		N404		-		26	449
D	2420E		N404		-		26	462
D	2420G		N404		-		26	477
D	2420H		N404		-		26	482

Country Subdivision Code

Code identifying the country subdivision.

D	2010AA		N407		-		1715	93
D	2010AB		N407		-		1715	105
D	2010AC		N407		-		1715	110
D	2010BA		N407		-		1715	126
D	2010BB		N407		-		1715	137
D	2010CA		N407		-		1715	151
D	2310C		N407		-		1715	276
D	2310E		N407		-		1715	291
D	2310F		N407		-		1715	296
D	2330A		N407		-		1715	320
D	2330B		N407		-		1715	326
D	2420C		N407		-		1715	449
D	2420E		N407		-		1715	462
D	2420G		N407		-		1715	477
D	2420H		N407		-		1715	482

Currency Code

Code for country in whose currency the charges are specified.

D	2000A		CUR02		-		100	85
---	-------	--	-------	--	---	--	-----	-------	----

DME Purchase Price

Purchase price of the Durable Medical Equipment.

D	2400		SV505		-		1782	362
---	------	--	-------	--	---	--	------	-------	-----

DME Rental Price

Rental price of the Durable Medical Equipment. Used in conjunction with the Rental Unit Price Indicator.

D	2400		SV504		-		1782	362
---	------	--	-------	--	---	--	------	-------	-----

Date Time Period

Expression of a date, a time, or a range of dates, times, or dates and times.

D	2300		DTP03		-		1251	182
---	------	--	-------	--	---	--	------	-------	-----

Date Time Period Format**Qualifier**

Code indicating the date format, time format, or date and time format.

D	2000B		PAT05		-		1250	119
D	2010BA		DMG01		-		1250	127
D	2000C		PAT05		-		1250	145
D	2010CA		DMG01		-		1250	152
D	2300		DTP02		-		1250	166
D	2300		DTP02		-		1250	167
D	2300		DTP02		-		1250	168
D	2300		DTP02		-		1250	169
D	2300		DTP02		-		1250	170
D	2300		DTP02		-		1250	171
D	2300		DTP02		-		1250	172
D	2300		DTP02		-		1250	173
D	2300		DTP02		-		1250	175
D	2300		DTP02		-		1250	176
D	2300		DTP02		-		1250	177
D	2300		DTP02		-		1250	178
D	2300		DTP02		-		1250	179
D	2300		DTP02		-		1250	181
D	2300		DTP02		-		1250	182
D	2300		DTP02		-		1250	183
D	2330B		DTP02		-		1250	327
D	2400		DTP02		-		1250	382
D	2400		DTP02		-		1250	384
D	2400		DTP02		-		1250	385
D	2400		DTP02		-		1250	386
D	2400		DTP02		-		1250	387
D	2400		DTP02		-		1250	388
D	2400		DTP02		-		1250	389
D	2400		DTP02		-		1250	390
D	2400		DTP02		-		1250	391
D	2400		DTP02		-		1250	392
D	2430		DTP02		-		1250	493

Date Time Qualifier

Code specifying the type of date or time or both date and time.

D	2300		DTP01		-		1374	166
D	2300		DTP01		-		1374	167
D	2300		DTP01		-		1374	168
D	2300		DTP01		-		1374	169
D	2300		DTP01		-		1374	170
D	2300		DTP01		-		1374	171
D	2300		DTP01		-		1374	172
D	2300		DTP01		-		1374	173
D	2300		DTP01		-		1374	174
D	2300		DTP01		-		1374	176
D	2300		DTP01		-		1374	177
D	2300		DTP01		-		1374	178
D	2300		DTP01		-		1374	179
D	2300		DTP01		-		1374	180
D	2300		DTP01		-		1374	182
D	2300		DTP01		-		1374	183
D	2330B		DTP01		-		1374	327
D	2400		DTP01		-		1374	382
D	2400		DTP01		-		1374	384
D	2400		DTP01		-		1374	385
D	2400		DTP01		-		1374	386
D	2400		DTP01		-		1374	387
D	2400		DTP01		-		1374	388
D	2400		DTP01		-		1374	389
D	2400		DTP01		-		1374	390
D	2400		DTP01		-		1374	391
D	2400		DTP01		-		1374	392
D	2430		DTP01		-		1374	493

Delay Reason Code

Code indicating the reason why a request was delayed.

D | 2300 | CLM20 | - | 1514 165

Demonstration Project Identifier

Identification number for a Medicare demonstration project.

D | 2300 | REF02 | - | 127 207

Description

A free-form description to clarify the related data elements and their content.

D | 2400 | SV101 | C003-7 | 352 356

Diagnosis Code

An ICD-9-CM Diagnosis Code identifying a diagnosed medical condition.

D | 2300 | HI01 | C022-2 | 1271 229

D | 2300 | HI02 | C022-2 | 1271 230

D | 2300 | HI03 | C022-2 | 1271 231

D | 2300 | HI04 | C022-2 | 1271 232

D | 2300 | HI05 | C022-2 | 1271 233

D | 2300 | HI06 | C022-2 | 1271 234

D | 2300 | HI07 | C022-2 | 1271 235

D | 2300 | HI08 | C022-2 | 1271 236

D | 2300 | HI09 | C022-2 | 1271 237

D | 2300 | HI10 | C022-2 | 1271 238

D | 2300 | HI11 | C022-2 | 1271 239

D | 2300 | HI12 | C022-2 | 1271 240

Diagnosis Code Pointer

A pointer to the claim diagnosis code in the order of importance to this service.

D | 2400 | SV107 | C004-1 | 1328 358

D | 2400 | SV107 | C004-2 | 1328 358

D | 2400 | SV107 | C004-3 | 1328 358

D | 2400 | SV107 | C004-4 | 1328 358

Diagnosis Type Code

Code identifying the type of diagnosis.

D | 2300 | HI01 | C022-1 | 1270 229

D | 2300 | HI02 | C022-1 | 1270 230

D | 2300 | HI03 | C022-1 | 1270 231

D | 2300 | HI04 | C022-1 | 1270 232

D | 2300 | HI05 | C022-1 | 1270 233

D | 2300 | HI06 | C022-1 | 1270 234

D | 2300 | HI07 | C022-1 | 1270 235

D | 2300 | HI08 | C022-1 | 1270 236

D | 2300 | HI09 | C022-1 | 1270 237

D | 2300 | HI10 | C022-1 | 1270 238

D | 2300 | HI11 | C022-1 | 1270 239

D | 2300 | HI12 | C022-1 | 1270 240

Disability From Date

The beginning date the patient, in the provider's opinion, was or will be unable to perform the duties normally associated with his/her work.

D | 2300 | DTP03 | - | 1251 175

**Durable Medical Equipment
Duration**

Length of time durable medical equipment (DME) is needed.

D | 2400 | CR303 | - | 1380 374

EPSDT Indicator

An indicator of whether or not Early and Periodic Screening for Diagnosis and Treatment of children services are involved with this detail line.

D | 2400 | SV111 | - | 1073 359

Emergency Indicator

An indicator of whether or not emergency care was rendered in response to the sudden and unexpected onset of a medical condition, a severe injury, or an acute exacerbation of a chronic condition which was threatening to life, limb or sight, and which req

D | 2400 | SV109 | - | 1073 359

**End Stage Renal Disease
Payment Amount**

Amount of payment under End Stage Renal Disease benefit.

D | 2320 | MOA08 | - | 1782 314

Entity Identifier Code

Code identifying an organizational entity, a physical location, property or an individual.

H | 1000A | NM101 | - | 198 74

H | 1000B | NM101 | - | 198 79

D | 2000A | CUR01 | - | 198 85

D | 2010AA | NM101 | - | 198 88

D | 2010AB | NM101 | - | 198 101

D | 2010AC | NM101 | - | 198 106

D | 2010BA | NM101 | - | 198 121

D | 2010BB | NM101 | - | 198 133

D | 2010CA | NM101 | - | 198 147

D | 2310A | NM101 | - | 198 260

D | 2310B | NM101 | - | 198 265

D | 2310C | NM101 | - | 198 272

D | 2310D | NM101 | - | 198 282

D | 2310E | NM101 | - | 198 287

D | 2310F | NM101 | - | 198 292

D | 2330A | NM101 | - | 198 316

D | 2330B | NM101 | - | 198 322

D | 2330C | NM101 | - | 198 335

D | 2330D | NM101 | - | 198 339

D | 2330E | NM101 | - | 198 343

D | 2330F | NM101 | - | 198 346

D | 2330G | NM101 | - | 198 350

D | 2420A | NM101 | - | 198 434

D | 2420B | NM101 | - | 198 440

D | 2420C | NM101 | - | 198 445

D | 2420D | NM101 | - | 198 452

D | 2420E | NM101 | - | 198 457

D | 2420F | NM101 | - | 198 469

D | 2420G | NM101 | - | 198 473

D | 2420H | NM101 | - | 198 478

Entity Type Qualifier

Code qualifying the type of entity.

H		1000A		NM102		-		1065	75
H		1000B		NM102		-		1065	79
D		2010AA		NM102		-		1065	88
D		2010AB		NM102		-		1065	102
D		2010AC		NM102		-		1065	107
D		2010BA		NM102		-		1065	122
D		2010BB		NM102		-		1065	134
D		2010CA		NM102		-		1065	147
D		2310A		NM102		-		1065	260
D		2310B		NM102		-		1065	265
D		2310C		NM102		-		1065	272
D		2310D		NM102		-		1065	283
D		2310E		NM102		-		1065	288
D		2310F		NM102		-		1065	293
D		2330A		NM102		-		1065	316
D		2330B		NM102		-		1065	322
D		2330C		NM102		-		1065	335
D		2330D		NM102		-		1065	339
D		2330E		NM102		-		1065	343
D		2330F		NM102		-		1065	346
D		2330G		NM102		-		1065	350
D		2420A		NM102		-		1065	434
D		2420B		NM102		-		1065	440
D		2420C		NM102		-		1065	445
D		2420D		NM102		-		1065	453
D		2420E		NM102		-		1065	458
D		2420F		NM102		-		1065	469
D		2420G		NM102		-		1065	474
D		2420H		NM102		-		1065	479

Exception Code

Exception code generated by the Third Party Organization.

D		2300		HCP15		-		1527	258
D		2400		HCP15		-		1527	424

Facility Code Qualifier

Code identifying the type of facility referenced.

D		2300		CLM05		C023-2		1332	161
---	--	------	--	-------	--	--------	--	------	-------	-----

Family Planning Indicator

An indicator of whether or not Family Planning Services are involved with this detail line.

D		2400		SV112		-		1073	359
---	--	------	--	-------	--	---	--	------	-------	-----

Fixed Format Information

Data in fixed format agreed upon by sender and receiver

D		2300		K301		-		449	210
D		2400		K301		-		449	414

Form Identifier

Letter or number identifying a specific form.

D		2440		LQ02		-		1271	496
---	--	------	--	------	--	---	--	------	-------	-----

HCPCS Payable Amount

Amount due under Medicare HCPCS system.

D		2320		MOA02		-		1782	313
---	--	------	--	-------	--	---	--	------	-------	-----

Hierarchical Child Code

Code indicating if there are hierarchical child data segments subordinate to the level being described.

D		2000A		HL04		-		1736	82
D		2000B		HL04		-		1736	115
D		2000C		HL04		-		1736	143

Hierarchical ID Number

A unique number assigned by the sender to identify a particular data segment in a hierarchical structure.

D		2000A		HL01		-		1628	81
D		2000B		HL01		-		1628	114
D		2000C		HL01		-		1628	142

Hierarchical Level Code

Code defining the characteristic of a level in a hierarchical structure.

D		2000A		HL03		-		1735	81
D		2000B		HL03		-		1735	115
D		2000C		HL03		-		1735	143

Hierarchical Parent ID Number

Identification number of the next higher hierarchical data segment that the data segment being described is subordinate to.

D		2000B		HL02		-		1734	115
D		2000C		HL02		-		1734	143

Hierarchical Structure Code

Code indicating the hierarchical application structure of a transaction set that utilizes the HL segment to define the structure of the transaction set

H				BHT01		-		1005	71
---	--	--	--	-------	--	---	--	------	-------	----

Homebound Indicator

A code indicating whether a patient is homebound.

D		2300		CRC03		-		1321	224
---	--	------	--	-------	--	---	--	------	-------	-----

Hospice Employed Provider Indicator

An indicator of whether or not the treatment in the Hospice was rendered by a Hospice employed provider.

D		2400		CRC02		-		1073	379
---	--	------	--	-------	--	---	--	------	-------	-----

Identification Code Qualifier

Code designating the system/method of code structure used for Identification Code (67).

H		1000A		NM108		-		166	75
H		1000B		NM108		-		166	80
D		2010AA		NM108		-		166	89
D		2010AC		NM108		-		166	107
D		2010BA		NM108		-		166	122
D		2010BB		NM108		-		166	134
D		2300		PWK05		-		166	187
D		2310A		NM108		-		166	261
D		2310B		NM108		-		166	266

D 2310C NM108 - 166	272
D 2310D NM108 - 166	284
D 2330A NM108 - 166	317
D 2330B NM108 - 166	323
D 2400 PWK05 - 166	367
D 2420A NM108 - 166	435
D 2420B NM108 - 166	440
D 2420C NM108 - 166	445
D 2420D NM108 - 166	454
D 2420E NM108 - 166	458
D 2420F NM108 - 166	470

Immunization Batch Number

The manufacturer's lot number for vaccine used in immunization.

D 2400 REF02 - 127	408
----------------------------------	-----

Implementation Guide Version Name

Name of the referenced implementation guide version.

H ST03 - 1705	70
-----------------------------	----

Individual Relationship Code

Code indicating the relationship between two individuals or entities.

D 2000B SBR02 - 1069	117
D 2000C PAT01 - 1069	144
D 2320 SBR02 - 1069	298

Industry Code

Code indicating a code from a specific industry code list.

D 2300 HI02 C022-2 1271	242
---------------------------------------	-----

Initial Treatment Date

Date that the patient initially sought treatment for this condition.

D 2300 DTP03 - 1251	167
D 2400 DTP03 - 1251	392

Insurance Type Code

Code identifying the type of insurance.

D 2000B SBR05 - 1336	117
D 2320 SBR05 - 1336	299

Insured Group or Policy Number

The identification number, control number, or code assigned by the carrier or administrator to identify the group under which the individual is covered.

D 2320 SBR03 - 127	299
----------------------------------	-----

Investigational Device Exemption Identifier

Number or reference identifying exemption assigned to an investigational device referenced in the claim.

D 2300 REF02 - 127	203
----------------------------------	-----

Laboratory or Facility Address Line

Address line of the laboratory or facility performing tests billed on the claim where the health care service was performed/rendered.

D 2310C N301 - 166	274
D 2310C N302 - 166	274
D 2420C N301 - 166	447
D 2420C N302 - 166	447

Laboratory or Facility City Name

City of the laboratory or facility performing tests billed on the claim where the health care service was performed/rendered.

D 2310C N401 - 19	275
D 2420C N401 - 19	448

Laboratory or Facility Name

Name of laboratory or other facility performing Laboratory testing on the claim where the health care service was performed/rendered.

D 2310C NM103 - 1035	272
D 2420C NM103 - 1035	445

Laboratory or Facility Postal Zone or ZIP Code

Postal ZIP or zonal code of the laboratory or facility performing tests billed on the claim where the health care service was performed/rendered.

D 2310C N403 - 116	276
D 2420C N403 - 116	449

Laboratory or Facility Primary Identifier

Identification number of laboratory or other facility performing laboratory testing on the claim where the health care service was performed/rendered.

D 2310C NM109 - 167	273
D 2420C NM109 - 167	445

Laboratory or Facility Secondary Identifier

Additional identifier for the laboratory or facility performing tests billed on the claim where the health care service was performed/rendered.

D 2310C REF02 - 127	278
-----------------------------------	-----

Laboratory or Facility State or Province Code

State or province of the laboratory or facility performing tests billed on the claim where the health care service was performed/rendered.

D 2310C N402 - 156	276
D 2420C N402 - 156	449

Last Certification Date

The date of the last certification.

D | 2400 | DTP03 | - | 1251 387

Last Menstrual Period Date

The date of the last menstrual period (LMP).

D | 2300 | DTP03 | - | 1251 171

Last Seen Date

Date the patient was last seen by the referring or ordering physician for a claim billed by a provider whose services require physician certification.

D | 2300 | DTP03 | - | 1251 168

Last Worked Date

Date patient last worked at the patient's current occupation

D | 2300 | DTP03 | - | 1251 176

Last X-Ray Date

Date patient received last X-Ray.

D | 2300 | DTP03 | - | 1251 172

D | 2400 | DTP03 | - | 1251 391

Length of Medical Necessity

Number of days the durable medical equipment will be required for medical treatment.

D | 2400 | SV503 | - | 1380 362

Line Item Charge Amount

Charges related to this service.

D | 2400 | SV102 | - | 1782 356

Line Item Control Number

Identifier assigned by the submitter/provider to this line item.

D | 2400 | REF02 | - | 127 404

Line Note Text

Narrative text providing additional information related to the service line.

D | 2400 | NTE02 | - | 1352 415

D | 2400 | NTE02 | - | 1352 416

Mammography Certification Number

CMS assigned Certification Number of the certified mammography screening center

D | 2300 | REF02 | - | 127 194

D | 2400 | REF02 | - | 127 405

Measurement Qualifier

Code identifying a specific product or process characteristic to which a measurement applies

D | 2400 | MEA02 | - | 1738 396

Measurement Reference**Identification Code**

Code identifying the broad category to which a measurement applies

D | 2400 | MEA01 | - | 1737 396

Medical Record Number

A unique number assigned to patient by the provider to assist in retrieval of medical records.

D | 2300 | REF02 | - | 127 206

Medicare Section 4081 Indicator

Code indicating Medicare Section 4081 applies.

D | 2300 | REF02 | - | 127 193

Name

Free-form name.

D | 2010BA | PER02 | - | 193 132

D | 2010CA | PER02 | - | 193 158

D | 2310C | PER02 | - | 193 280

National Drug Code or**Universal Product Number**

The national drug identification number assigned by the Federal Drug Administration (FDA), or the unique product identification number that unambiguously identifies a medical/surgical device.

D | 2410 | LIN03 | - | 1234 427

National Drug Unit Count

The dispensing quantity, based upon the unit of measure as defined by the National Drug Code.

D | 2410 | CTP04 | - | 1380 429

Non-Covered Charge Amount

Charges pertaining to the related revenue center code that the primary payer will not cover.

D | 2320 | AMT02 | - | 1782 308

Non-Payable Professional Component Billed Amount

Amount of non-payable charges included in the bill related to professional services.

D | 2320 | MOA09 | - | 1782 314

Note Reference Code

Code identifying the functional area or purpose for which the note applies.

D | 2300 | NTE01 | - | 1363 211

D | 2400 | NTE01 | - | 1363 415

D | 2400 | NTE01 | - | 1363 416

Obstetric Additional Units

Additional anesthesia units reported by anesthesiologist to report additional complexity beyond the normal services reflected by the base units for the reported procedure and anesthesia time.

D | 2400 | QTY02 | - | 1380 394

Onset of Current Illness or Injury Date

Date of onset of indicated patient condition.

D | 2300 | DTP03 | - | 1251 166

Ordering Provider Address Line

Address line of the provider ordering services for the patient.

D | 2420E | N301 | - | 166 460

D | 2420E | N302 | - | 166 460

Ordering Provider City Name

City of provider ordering services for the patient

D | 2420E | N401 | - | 19 461

Ordering Provider Contact Name

Contact person to whom inquiries should be directed at the provider ordering services for the patient.

D | 2420E | PER02 | - | 193 466

Ordering Provider First Name

The first name of the provider who ordered or prescribed this service.

D | 2420E | NM104 | - | 1036 458

Ordering Provider Identifier

The identifier assigned by the Payer to the provider who ordered or prescribed this service.

D | 2420E | NM109 | - | 167 459

Ordering Provider Last Name

The last name of the provider who ordered or prescribed this service.

D | 2420E | NM103 | - | 1035 458

Ordering Provider Middle Name or Initial

Middle name or initial of the provider ordering services for the patient.

D | 2420E | NM105 | - | 1037 458

Ordering Provider Name Suffix

Suffix to the name of the provider ordering services for the patient.

D | 2420E | NM107 | - | 1039 458

Ordering Provider Postal Zone or ZIP Code

Postal ZIP code of the provider ordering services for the patient.

D | 2420E | N403 | - | 116 462

Ordering Provider Secondary Identifier

Additional identifier for the provider ordering services for the patient.

D | 2420E | REF02 | - | 127 464

Ordering Provider State or Province Code

The State Postal Code of the provider who ordered/prescribed this service.

D | 2420E | N402 | - | 156 462

Originator Application Transaction Identifier

An identification number that identifies a transaction within the originator's applications system.

H | - | BHT03 | - | 127 72

Other Insured Additional Identifier

Number providing additional identification of the other insured.

D | 2330A | REF02 | - | 127 321

Other Insured Address Line

Address line of the additional insured individual's mailing address.

D | 2330A | N302 | - | 166 318

Other Insured First Name

The first name of the additional insured individual.

D | 2330A | NM104 | - | 1036 316

Other Insured Group Name

Name of the group or plan through which the insurance is provided to the other insured.

D | 2320 | SBR04 | - | 193 299

Other Insured Identifier

An identification number, assigned by the third party payer, to identify the additional insured individual.

D | 2330A | NM109 | - | 167 317

Other Insured Last Name

The last name of the additional insured individual.

D | 2330A | NM103 | - | 1035 316

Other Insured Middle Name

The middle name of the additional insured individual.

D | 2330A | NM105 | - | 1037 316

Other Insured Name Suffix

The suffix to the name of the additional insured individual.

D | 2330A | NM107 | - | 1039 316

Other Payer Address Line

Address line of the other payer's mailing address.

D | 2330B | N301 | - | 166 324

D | 2330B | N302 | - | 166 324

Other Payer Billing Provider Identifier

The non-destination (COB) payer's identifier for the provider or organization in whose name the bill is submitted and to whom payment should be made.

D | 2330G | REF02 | - | 127 351

Other Payer City Name

The city name of the other payer's mailing address.

D | 2330B | N401 | - | 19 325

Other Payer Claim Adjustment Indicator

Indicates the other payer has made a previous claim adjustment to this claim.

D | 2330B | REF02 | - | 127 332

Other Payer Organization Name

Organization name of this non-destination (COB) payer.

D | 2330B | NM103 | - | 1035 323

Other Payer Postal Zone or ZIP Code

The ZIP code of the other payer's mailing address.

D | 2330B | N403 | - | 116 326

Other Payer Primary Identifier

An identification number for the other payer.

D | 2330B | NM109 | - | 167 323

D | 2400 | REF04 | C040-2 | 127 402

D | 2400 | REF04 | C040-2 | 127 410

D | 2420A | REF04 | C040-2 | 127 438

D | 2420B | REF04 | C040-2 | 127 443

D | 2420C | REF04 | C040-2 | 127 451

D | 2420D | REF04 | C040-2 | 127 456

D | 2420E | REF04 | C040-2 | 127 464

D | 2420F | REF04 | C040-2 | 127 472

D | 2430 | SVD01 | - | 167 483

Other Payer Prior Authorization Number

The non-destination (COB) payer's prior authorization number.

D | 2330B | REF02 | - | 127 330

Other Payer Prior Authorization or Referral Number

The non-destination (COB) payer's prior authorization or referral number.

D | 2330B | REF02 | - | 127 331

Other Payer Referring Provider Identifier

The non-destination (COB) payer's referring provider identifier.

D | 2330C | REF02 | - | 127 337

Other Payer Rendering Provider Secondary Identifier

The non-destination (COB) payer's rendering provider identifier.

D | 2330D | REF02 | - | 127 341

Other Payer Secondary Identifier

Additional identifier for the other payer organization

D | 2330B | REF02 | - | 127 329

Other Payer Service Facility Location Secondary Identifier

The non-destination (COB) payer's service facility location identifier.

D | 2330E | REF02 | - | 127 344

Other Payer State or Province Code

The state or province code of the other payer's mailing address.

D | 2330B | N402 | - | 156 326

Other Payer Supervising Provider Identifier

The non-destination (COB) payer's supervising provider identifier.

D | 2330F | REF02 | - | 127 347

Other Payer's Claim Control Number

A number assigned by the other payer to identify a claim. The number is usually referred to as an Internal Control Number (ICN), Claim Control Number (CCN) or a Document Control Number (DCN).

D | 2330B | REF02 | - | 127 333

Other Subscriber Address Line

Address line of the Other Subscriber's mailing address.

D | 2330A | N301 | - | 166 318

Other Subscriber City Name

The city name of the Other Subscriber.

D | 2330A | N401 | - | 119 319

Other Subscriber Postal Zone or ZIP Code

The Postal ZIP code of the Other Subscriber's mailing address.

D | 2330A | N403 | - | 116 320

Other Subscriber State or Province Code

The state code of the Other Subscriber's mailing address.

D | 2330A | N402 | - | 156 320

Paid Service Unit Count

Units of service paid by the payer for coordination of benefits.

D | 2430 | SVD05 | - | 380 486

Patient Address Line

Address line of the street mailing address of the patient.

D | 2010CA | N301 | - | 166 149

D | 2010CA | N302 | - | 166 149

Patient Amount Paid

The amount the provider has received from the patient (or insured) toward payment of this claim.

D | 2300 | AMT02 | - | 1782 190

Patient Birth Date

Date of birth of the patient.

D | 2010CA | DMG02 | - | 1251 152

Patient City Name

The city name of the patient.

D | 2010CA | N401 | - | 119 150

Patient Condition Code

Code indicating the condition of the patient.

D | 2300 | CR208 | - | 1342 217

Patient Condition Description

Free-form description of the patient's condition.

D | 2300 | CR210 | - | 1352 217

D | 2300 | CR211 | - | 1352 217

Patient Control Number

Patient's unique alpha-numeric identification number for this claim assigned by the provider to facilitate retrieval of individual case records and posting of payment.

D | 2300 | CLM01 | - | 1028 160

Patient Death Date

Date of the patient's death.

D | 2000B | PAT06 | - | 1251 120

D | 2000C | PAT06 | - | 1251 145

Patient First Name

The first name of the individual to whom the services were provided.

D | 2010CA | NM104 | - | 1036 148

Patient Gender Code

A code indicating the sex of the patient.

D | 2010CA | DMG03 | - | 1068 153

Patient Last Name

The last name of the individual to whom the services were provided.

D | 2010CA | NM103 | - | 1035 148

Patient Middle Name or Initial

The middle name or initial of the individual to whom the services were provided.

D | 2010CA | NM105 | - | 1037 148

Patient Name Suffix

Suffix to the name of the individual to whom the services were provided.

D | 2010CA | NM107 | - | 1039 148

Patient Postal Zone or ZIP Code

The ZIP Code of the patient.

D | 2010CA | N403 | - | 116 151

Patient Signature Source Code

Code indication how the patient/subscriber authorization signatures were obtained and how they are being retained by the provider.

D | 2300 | CLM10 | - | 1351 163

D | 2320 | OI04 | - | 1351 311

Patient State Code

The State Postal Code of the patient.

D | 2010CA | N402 | - | 156 150

Patient Weight

Weight of the patient at time of treatment or transport.

D | 2000B | PAT08 | - | 181 120

D | 2000C | PAT08 | - | 181 145

D | 2300 | CR102 | - | 181 214

D | 2400 | CR102 | - | 181 371

Pay-To Address Line

Address line of the provider to receive payment.

D | 2010AB | N301 | - | 166 103

D | 2010AB | N302 | - | 166 103

Pay-To Plan Address Line

Street address of the Pay-To Plan.

D | 2010AC | N301 | - | 166 108

D | 2010AC | N302 | - | 166 108

Pay-To Plan City Name

City name of the Pay-To Plan.

D | 2010AC | N401 | - | 119 109

Pay-To Plan Organizational Name

Organization name of the health plan that is seeking reimbursement (Pay-To Plan).

D | 2010AC | NM103 | - | 1035 107

Pay-To Plan Postal Zone or ZIP Code

Postal zone or ZIP code of the Pay-To Plan.

D | 2010AC | N403 | - | 116 110

Pay-To Plan Primary Identifier

Identification number for the Pay-To Plan.

D | 2010AC | NM109 | - | 167 107

Pay-To Plan State or Province Code

State or province code of the Pay-to Plan.

D | 2010AC | N402 | - | 156 109

Pay-To Plan Tax Identification Number

Tax identification number of the plan to whom payment should be made.

D | 2010AC | REF02 | - | 127 113

Pay-to Address City Name

City name of the entity to receive payment.

D | 2010AB | N401 | - | 119 104

Pay-to Address Postal Zone or ZIP Code

Postal code of the entity to receive payment (for example, ZIP code).

D | 2010AB | N403 | - | 116 105

Pay-to Address State Code

State or sub-country code of the entity to receive payment.

D | 2010AB | N402 | - | 156 105

Pay-to Plan Secondary Identifier

Additional identifier for the Pay-To Plan.

D | 2010AC | REF02 | - | 127 111

Payer Address Line

Address line of the Payer's claim mailing address for this particular payer organization identification and claim office.

D | 2010BB | N301 | - | 166 135

D | 2010BB | N302 | - | 166 135

Payer City Name

The City Name of the Payer's claim mailing address for this particular payer ID and claim office.

D | 2010BB | N401 | - | 119 136

Payer Claim Control Number

A number assigned by the payer to identify a claim. The number is usually referred to as an Internal Control Number (ICN), Claim Control Number (CCN) or a Document Control Number (DCN).

D | 2300 | REF02 | - | 127 198

Payer Identifier

Number identifying the payer organization.

D | 2010BB | NM109 | - | 167 134

Payer Name

Name identifying the payer organization.

D | 2010BB | NM103 | - | 1035 134

Payer Paid Amount

The amount paid by the payer on this claim.

D | 2320 | AMT02 | - | 1782 307

Payer Postal Zone or ZIP Code

The ZIP Code of the Payer's claim mailing address for this particular payer organization identification and claim office.

D | 2010BB | N403 | - | 116 137

Payer Responsibility Sequence Number Code

Code identifying the insurance carrier's level of responsibility for a payment of a claim

D | 2000B | SBR01 | - | 1138 116

D | 2320 | SBR01 | - | 1138 298

Payer Secondary Identifier

Additional identifier for the payer.

D | 2010BB | REF02 | - | 127 139

Payer State or Province Code

State Postal Code of the Payer's claim mailing address for this particular payor organization identification and claim office.

D | 2010BB | N402 | - | 156 137

Place of Service Code

The code that identifies where the service was performed.

D | 2300 | CLM05 | C023-1 | 1331 161

D | 2400 | SV105 | - | 1331 357

Policy Compliance Code

The code that specifies policy compliance.

D | 2300 | HCP14 | - | 1526 258

D | 2400 | HCP14 | - | 1526 423

Postage Claimed Amount

Cost of postage used to provide service or to process associated paper work.

D | 2400 | AMT02 | - | 1782 412

Pregnancy Indicator

A yes/no code indicating whether a patient is pregnant.

D | 2000B | PAT09 | - | 1073 120

D | 2000C | PAT09 | - | 1073 146

Prescription Date

The date the prescription was issued by the referring physician.

D | 2300 | DTP03 | - | 1251 173

D | 2400 | DTP03 | - | 1251 384

Prescription Number

The unique identification number assigned by the pharmacy or supplier to the prescription.

D | 2410 | REF02 | - | 127 432

Pricing Methodology

Pricing methodology at which the claim or line item has been priced or repriced.

D | 2300 | HCP01 | - | 1473 255

D | 2400 | HCP01 | - | 1473 419

Prior Authorization Number

A number, code or other value that indicates the services provided on this claim have been authorized by the payee or other service organization.

D | 2300 | REF02 | - | 127 197

Prior Authorization or Referral Number

A number, code or other value that indicates the services provided on this claim have been authorized by the payee or other service organization, or that a referral for services has been approved.

D | 2400 | REF02 | - | 127 401

Procedure Code

Code identifying the procedure, product or service.

D | 2400 | SV101 | C003-2 | 1234 355

D | 2400 | SV501 | C003-2 | 1234 362

D | 2430 | SVD03 | C003-2 | 1234 485

Procedure Code Description

Description clarifying the Product/Service Procedure Code and related data elements.

D | 2430 | SVD03 | C003-7 | 1352 486

Procedure Identifier

Code identifying the type of procedure code.

D | 2400 | SV501 | C003-1 | 1235 361

Procedure Modifier

This identifies special circumstances related to the performance of the service.

D | 2400 | SV101 | C003-3 | 1339 355

D | 2400 | SV101 | C003-4 | 1339 355

D | 2400 | SV101 | C003-5 | 1339 355

D | 2400 | SV101 | C003-6 | 1339 356

D | 2430 | SVD03 | C003-3 | 1339 485

D | 2430 | SVD03 | C003-4 | 1339 485

D | 2430 | SVD03 | C003-5 | 1339 485

D | 2430 | SVD03 | C003-6 | 1339 486

Product or Service ID Qualifier

Code identifying the type/source of the descriptive number used in Product/Service ID (234).

D | 2400 | SV101 | C003-1 | 1235 354

D | 2400 | HCP09 | - | 1235 421

D | 2410 | LIN02 | - | 1235 427

D | 2430 | SVD03 | C003-1 | 1235 484

Property Casualty Claim Number

Identification number for property casualty claim associated with the services identified on the bill.

D | 2010BA | REF02 | - | 127 130

D | 2010CA | REF02 | - | 127 154

Property and Casualty Patient Identifier

Identification number of the patient on a Property and Casualty claim.

D | 2010CA | REF02 | - | 127 155

Provider Code

Code identifying the type of provider.

D		2000A		PRV01		-		1221	83
D		2310B		PRV01		-		1221	267
D		2420A		PRV01		-		1221	436

Provider Taxonomy Code

Code designating the provider type, classification, and specialization.

D		2000A		PRV03		-		127	83
D		2310B		PRV03		-		127	267
D		2420A		PRV03		-		127	436

Provider or Supplier Signature Indicator

An indicator that the provider of service reported on this claim acknowledges the performance of the service and authorizes payment, and that a signature is on file in the provider's office.

D		2300		CLM06		-		1073	161
---	--	------	--	-------	--	---	--	------	-------	-----

Purchased Service Charge Amount

The charge for the purchased service.

D		2400		PS102		-		1782	417
---	--	------	--	-------	--	---	--	------	-------	-----

Purchased Service Provider Identifier

The provider number of the entity from which service was purchased.

D		2400		PS101		-		127	417
D		2420B		NM109		-		167	441

Purchased Service Provider Secondary Identifier

Additional identifier for the provider of purchased services.

D		2420B		REF02		-		127	443
---	--	-------	--	-------	--	---	--	-----	-------	-----

Quantity Qualifier

Code specifying the type of quantity.

D		2400		QTY01		-		1673	393
D		2400		QTY01		-		1673	394

Question Number/Letter

Identifies the question or letter number.

D		2440		FRM01		-		350	498
---	--	------	--	-------	--	---	--	-----	-------	-----

Question Response

A yes/no question response.

D		2440		FRM02		-		1073	498
D		2440		FRM03		-		127	498
D		2440		FRM04		-		373	498
D		2440		FRM05		-		332	498

Receiver Name

Name of organization receiving the transaction.

H		1000B		NM103		-		1035	80
---	--	-------	--	-------	--	---	--	------	-------	----

Receiver Primary Identifier

Primary identification number for the receiver of the transaction.

H		1000B		NM109		-		167	80
---	--	-------	--	-------	--	---	--	-----	-------	----

Reference Identification Qualifier

Code qualifying the reference identification.

D		2000A		PRV02		-		128	83
D		2010AA		REF01		-		128	94
D		2010AA		REF01		-		128	96
D		2010AC		REF01		-		128	111
D		2010AC		REF01		-		128	113
D		2010BA		REF01		-		128	129
D		2010BA		REF01		-		128	130
D		2010BB		REF01		-		128	138
D		2010BB		REF01		-		128	140
D		2010CA		REF01		-		128	154
D		2010CA		REF01		-		128	155
D		2300		REF01		-		128	191
D		2300		REF01		-		128	193
D		2300		REF01		-		128	194
D		2300		REF01		-		128	195
D		2300		REF01		-		128	196
D		2300		REF01		-		128	198
D		2300		REF01		-		128	199
D		2300		REF01		-		128	201
D		2300		REF01		-		128	202
D		2300		REF01		-		128	203
D		2300		REF01		-		128	204
D		2300		REF01		-		128	206
D		2300		REF01		-		128	207
D		2300		REF01		-		128	208
D		2310A		REF01		-		128	262
D		2310B		PRV02		-		128	267
D		2310B		REF01		-		128	269
D		2310C		REF01		-		128	277
D		2310D		REF01		-		128	285
D		2330A		REF01		-		128	321
D		2330B		REF01		-		128	328
D		2330B		REF01		-		128	330
D		2330B		REF01		-		128	331
D		2330B		REF01		-		128	332
D		2330B		REF01		-		128	333
D		2330C		REF01		-		128	336
D		2330D		REF01		-		128	340
D		2330E		REF01		-		128	344
D		2330F		REF01		-		128	347
D		2330G		REF01		-		128	351
D		2400		REF01		-		128	399
D		2400		REF01		-		128	400
D		2400		REF01		-		128	401
D		2400		REF04		C040-1		128	402
D		2400		REF01		-		128	403
D		2400		REF01		-		128	405
D		2400		REF01		-		128	406
D		2400		REF01		-		128	407
D		2400		REF01		-		128	408
D		2400		REF01		-		128	409
D		2400		REF04		C040-1		128	410
D		2410		REF01		-		128	431
D		2420A		PRV02		-		128	436
D		2420A		REF01		-		128	437
D		2420A		REF04		C040-1		128	438
D		2420B		REF01		-		128	442
D		2420B		REF04		C040-1		128	443

D 2420C REF01 - 128	450
D 2420C REF04 C040-1 128	451
D 2420D REF01 - 128	455
D 2420D REF04 C040-1 128	456
D 2420E REF01 - 128	463
D 2420E REF04 C040-1 128	464
D 2420F REF01 - 128	471
D 2420F REF04 C040-1 128	472

Referral Number

Referral authorization number.

D 2300 REF02 - 127	195
D 2400 REF02 - 127	409

Referring CLIA NumberReferring Clinical Laboratory Improvement
Amendment (CLIA) facility identification.

D 2400 REF02 - 127	407
----------------------------------	-----

Referring Provider First NameThe first name of provider who referred the
patient to the provider of service on this claim.

D 2310A NM104 - 1036	260
D 2420F NM104 - 1036	469

Referring Provider IdentifierThe identification number for the referring
physician.

D 2310A NM109 - 167	261
D 2420F NM109 - 167	470

Referring Provider Last NameThe Last Name of Provider who referred the
patient to the provider of service on this claim.

D 2310A NM103 - 1035	260
D 2420F NM103 - 1035	469

**Referring Provider Middle
Name or Initial**Middle name or initial of the provider who is
referring patient for care.

D 2310A NM105 - 1037	260
D 2420F NM105 - 1037	469

Referring Provider Name SuffixSuffix to the name of the provider referring the
patient for care.

D 2310A NM107 - 1039	261
D 2420F NM107 - 1039	470

**Referring Provider Secondary
Identifier**Additional identification number for the provider
referring the patient for service.

D 2310A REF02 - 127	263
D 2420F REF02 - 127	472

Reimbursement RateRate used when payment is based upon a
percentage of applicable charges.

D 2320 MOA01 - 1954	312
-----------------------------------	-----

Reject Reason CodeCode assigned by issuer to identify reason for
rejection.

D 2300 HCP13 - 1901	257
D 2400 HCP13 - 1901	423

Related Causes CodeCode identifying an accompanying cause of an
illness, injury, or an accident.

D 2300 CLM11 C024-1 1362	163
D 2300 CLM11 C024-2 1362	164

**Related Hospitalization
Admission Date**The date the patient was admitted for inpatient
care related to current service.

D 2300 DTP03 - 1251	178
-----------------------------------	-----

**Related Hospitalization
Discharge Date**The date the patient was discharged from the
inpatient care referenced in the applicable
hospitalization or hospice date.

D 2300 DTP03 - 1251	179
-----------------------------------	-----

Release of Information CodeCode indicating whether the provider has on file
a signed statement permitting the release of
medical data to other organizations.

D 2300 CLM09 - 1363	163
D 2320 OI06 - 1363	311

Remaining Patient LiabilityIn the judgement of the provider, the amount
that remained to be paid after adjudication by
this Other Payer.

D 2320 AMT02 - 1782	309
D 2430 AMT02 - 1782	494

Rendering Provider First NameThe first name of the provider who performed
the service.

D 2310B NM104 - 1036	265
D 2420A NM104 - 1036	434

Rendering Provider IdentifierThe identifier assigned by the Payor to the
provider who performed the service.

D 2310B NM109 - 167	266
D 2420A NM109 - 167	435

**Rendering Provider Last or
Organization Name**

The last name or organization of the provider who performed the service

D | 2310B | NM103 | - | 1035 265
D | 2420A | NM103 | - | 1035 434

**Rendering Provider Middle
Name or Initial**

Middle name or initial of the provider who has provided the services to the patient.

D | 2310B | NM105 | - | 1037 265
D | 2420A | NM105 | - | 1037 434

Rendering Provider Name Suffix

Name suffix of the provider who has provided the services to the patient.

D | 2310B | NM107 | - | 1039 265
D | 2420A | NM107 | - | 1039 434

**Rendering Provider Secondary
Identifier**

Additional identifier for the provider providing care to the patient.

D | 2310B | REF02 | - | 127 270
D | 2420A | REF02 | - | 127 438

Rental Unit Price Indicator

Frequency at which the rental equipment is billed. Used in conjunction with the DME Rental Price.

D | 2400 | SV506 | - | 594 363

Repriced Allowed Amount

The maximum amount determined by the repricer as being allowable under the provisions of the contract prior to the determination of the actual payment.

D | 2300 | HCP02 | - | 782 255
D | 2400 | HCP02 | - | 782 419

**Repriced Approved Ambulatory
Patient Group Amount**

Amount of payment by the repricer for the referenced Ambulatory Patient Group.

D | 2300 | HCP07 | - | 782 257
D | 2400 | HCP07 | - | 782 420

**Repriced Approved Ambulatory
Patient Group Code**

Identifier for Ambulatory Patient Group assigned to the claim by the repricer.

D | 2300 | HCP06 | - | 127 256
D | 2400 | HCP06 | - | 127 420

**Repriced Approved HCPCS
Code**

The HCPCS code that describes the services as approved by the repricer.

D | 2400 | HCP10 | - | 1234 422

**Repriced Approved Service
Unit Count**

Number of service units approved by pricing or repricing entity.

D | 2400 | HCP12 | - | 1380 423

**Repriced Claim Reference
Number**

Identification number, assigned by a repricing organization, to identify the claim.

D | 2300 | REF02 | - | 127 201

**Repriced Line Item Reference
Number**

Identification number of a line item repriced by a third party or prior payer.

D | 2400 | REF02 | - | 127 399

Repriced Saving Amount

The amount of savings related to Third Party Organization claims.

D | 2300 | HCP03 | - | 782 255
D | 2400 | HCP03 | - | 782 419

Repricer Received Date

Date the claim was received by the repricer organization.

D | 2300 | DTP03 | - | 1251 183

**Repricing Organization
Identifier**

Reference or identification number of the repricing organization.

D | 2300 | HCP04 | - | 127 256
D | 2400 | HCP04 | - | 127 420

**Repricing Per Diem or Flat Rate
Amount**

Amount used to determine the flat rate or per diem price by the repricing organization.

D | 2300 | HCP05 | - | 118 256
D | 2400 | HCP05 | - | 118 420

**Round Trip Purpose
Description**

Free-form description of the purpose of the ambulance transport round trip.

D | 2300 | CR109 | - | 352 215
D | 2400 | CR109 | - | 352 372

Sales Tax Amount

Amount of sales tax attributable to the referenced Service.
D | 2400 | AMT02 | - | 1782 411

Service Authorization Exception Code

Code identifying the service authorization exception.
D | 2300 | REF02 | - | 127 191

Service Date

Date of service, such as the start date of the service, the end date of the service, or the single day date of the service.
D | 2400 | DTP03 | - | 1251 383

Service Facility Location Secondary Identifier

Secondary identifier for service facility location.
D | 2420C | REF02 | - | 127 451

Service Line Paid Amount

Amount paid by the indicated payer for a service line
D | 2430 | SVD02 | - | 1782 484

Service Unit Count

The quantity of units, times, days, visits, services, or treatments for the service described by the HCPCS codes, revenue code or procedure code.
D | 2400 | SV104 | - | 1380 357

Shipped Date

Date product shipped.
D | 2400 | DTP03 | - | 1251 390

Special Program Indicator

A code indicating the Special Program under which the services rendered to the patient were performed.
D | 2300 | CLM12 | - | 1366 164

Stretcher Purpose Description

Free-form description of the purpose of the use of a stretcher during ambulance service.
D | 2300 | CR110 | - | 1352 215
D | 2400 | CR110 | - | 1352 372

Submitter Contact Name

Name of the person at the submitter organization to whom inquiries about the transaction should be directed.
H | 1000A | PER02 | - | 193 77

Submitter First Name

The first name of the person submitting the transaction or receiving the transaction, as identified by the preceding identification code.
H | 1000A | NM104 | - | 1036 75

Submitter Identifier

Code or number identifying the entity submitting the claim.
H | 1000A | NM109 | - | 167 75

Submitter Last or Organization Name

The last name or the organizational name of the entity submitting the transaction
H | 1000A | NM103 | - | 1035 75

Submitter Middle Name or Initial

The middle name or initial of the person submitting the transaction.
H | 1000A | NM105 | - | 1037 75

Subscriber Address Line

Address line of the current mailing address of the insured individual or subscriber to the coverage.
D | 2010BA | N301 | - | 166 124
D | 2010BA | N302 | - | 166 124

Subscriber Birth Date

The date of birth of the subscriber to the indicated coverage or policy.
D | 2010BA | DMG02 | - | 1251 127

Subscriber City Name

The City Name of the insured individual or subscriber to the coverage.
D | 2010BA | N401 | - | 119 125

Subscriber First Name

The first name of the insured individual or subscriber to the coverage.
D | 2010BA | NM104 | - | 1036 122

Subscriber Gender Code

Code indicating the sex of the subscriber to the indicated coverage or policy.
D | 2010BA | DMG03 | - | 1068 128

Subscriber Group Name

Name of the group through which the coverage is provided to the subscriber.
D | 2000B | SBR04 | - | 193 117

Subscriber Group or Policy Number

The identifier assigned by the health plan or administrator to identify the group through which the coverage is provided to the subscriber.

D | 2000B | SBR03 | - | 127117

Subscriber Last Name

The surname of the insured individual or subscriber to the coverage.

D | 2010BA | NM103 | - | 1035 122

Subscriber Middle Name or Initial

The middle name or initial of the subscriber to the indicated coverage or policy.

D | 2010BA | NM105 | - | 1037 122

Subscriber Name Suffix

Suffix of the insured individual or subscriber to the coverage.

D | 2010BA | NM107 | - | 1039 122

Subscriber Postal Zone or ZIP Code

The ZIP Code of the insured individual or subscriber to the coverage.

D | 2010BA | N403 | - | 116 126

Subscriber Primary Identifier

Primary identification number of the subscriber to the coverage.

D | 2010BA | NM109 | - | 167 123

Subscriber State Code

The State Postal Code of the insured individual or subscriber to the coverage.

D | 2010BA | N402 | - | 156 126

Subscriber Supplemental Identifier

Identifies another or additional distinguishing code number associated with the subscriber.

D | 2010BA | REF02 | - | 127 129

Supervising Provider First Name

The First Name of the Provider who supervised the rendering of a service on this claim.

D | 2310D | NM104 | - | 1036 283
D | 2420D | NM104 | - | 1036 453

Supervising Provider Identifier

The Identification Number for the Supervising Provider.

D | 2310D | NM109 | - | 167 284
D | 2420D | NM109 | - | 167 454

Supervising Provider Last Name

The Last Name of the Provider who supervised the rendering of a service on this claim.

D | 2310D | NM103 | - | 1035 283
D | 2420D | NM103 | - | 1035 453

Supervising Provider Middle Name or Initial

Middle name or initial of the provider supervising care rendered to the patient.

D | 2310D | NM105 | - | 1037 283
D | 2420D | NM105 | - | 1037 453

Supervising Provider Name Suffix

Suffix to the name of the provider supervising care rendered to the patient.

D | 2310D | NM107 | - | 1039 283
D | 2420D | NM107 | - | 1039 453

Supervising Provider Secondary Identifier

Additional identifier for the provider supervising care rendered to the patient.

D | 2310D | REF02 | - | 127 286
D | 2420D | REF02 | - | 127 456

Terms Discount Percentage

Discount percentage available to the payer for payment within a specific time period.

D | 2300 | CN105 | - | 1338 189
D | 2400 | CN105 | - | 1338 398

Test Performed Date

The date the patient was tested for Hemoglobin, Hematocrit or Serum Creatinine.

D | 2400 | DTP03 | - | 1251 389

Test Results

The results of Hemoglobin, Hematocrit or Creatinine tests, Epoetin Starting Dosage, or the Patient's Height.

D | 2400 | MEA03 | - | 1739 396

Total Claim Charge Amount

The sum of all charges included within this claim.

D | 2300 | CLM02 | - | 1782 161

Transaction Segment Count

A tally of all segments between the ST and the SE segments including the ST and SE segments.

D | SE01 | - | 196 499

Transaction Set Control Number

The unique identification number within a transaction set.

H	ST02	-	329	70
D	SE02	-	329	499

Transaction Set Creation Date

Identifies the date the submitter created the transaction.

H	BHT04	-	373	72
---	-------	---	-----------	----

Transaction Set Creation Time

Time file is created for transmission.

H	BHT05	-	337	72
---	-------	---	-----------	----

Transaction Set Identifier Code

Code uniquely identifying a Transaction Set.

H	ST01	-	143	70
---	------	---	-----------	----

Transaction Set Purpose Code

Code identifying purpose of transaction set.

H	BHT02	-	353	71
---	-------	---	-----------	----

Transport Distance

Distance traveled during the ambulance transport.

D	2300	CR106	-	380	215
D	2400	CR106	-	380	372

Treatment or Therapy Date

Date when treatment or therapy was rendered or began.

D	2400	DTP03	-	1251	388
---	------	-------	---	------------	-----

Unit or Basis for Measurement Code

Code specifying the units in which a value is being expressed, or manner in which a measurement has been taken.

D	2000B	PAT07	-	355	120
D	2000C	PAT07	-	355	145
D	2300	CR101	-	355	214
D	2300	CR105	-	355	214
D	2400	SV103	-	355	357
D	2400	SV502	-	355	362
D	2400	CR101	-	355	371
D	2400	CR105	-	355	371
D	2400	CR302	-	355	373
D	2400	HCP11	-	355	422

Value Added Network Trace Number

Unique Identification number for a transaction assigned by a Value Added Network, Clearinghouse, or other transmission entity.

D	2300	REF02	-	127	205
---	------	-------	---	-----------	-----

Work Return Date

Date patient was or is able to return to the patient's normal occupation or to a similar or substitute occupation.

D	2300	DTP03	-	1251	177
---	------	-------	---	------------	-----

